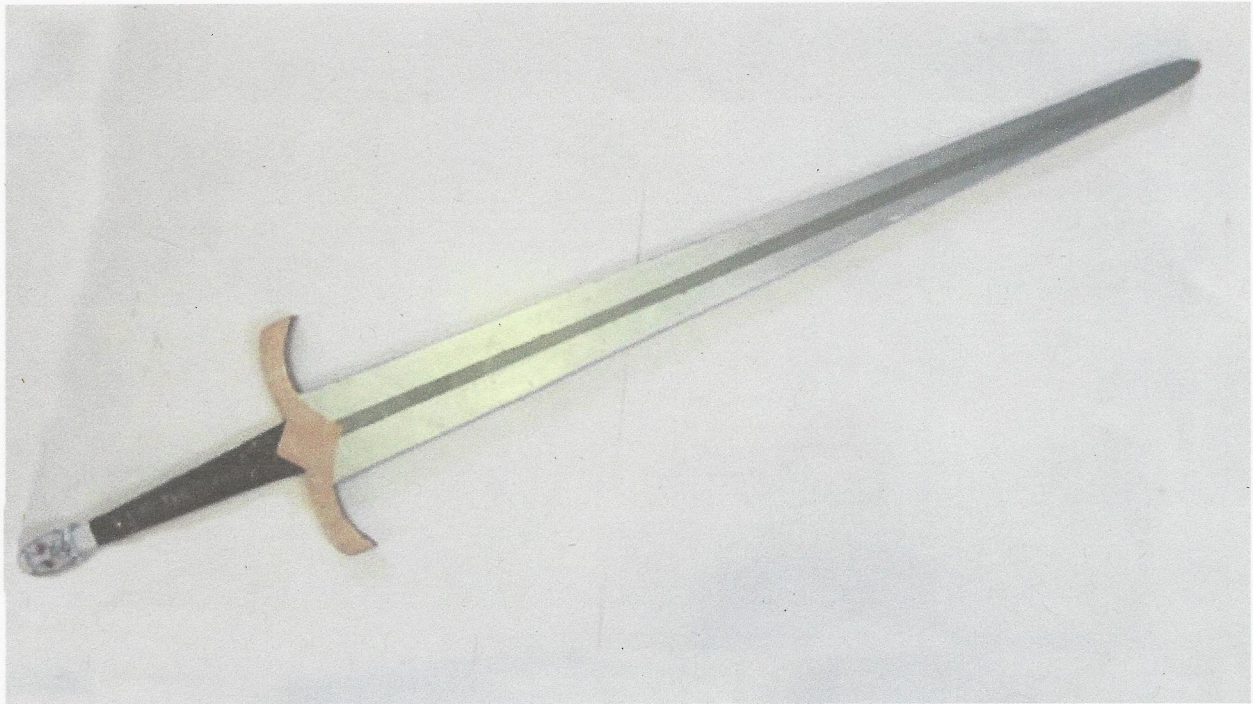


# Make Longclaw From Game of Thrones

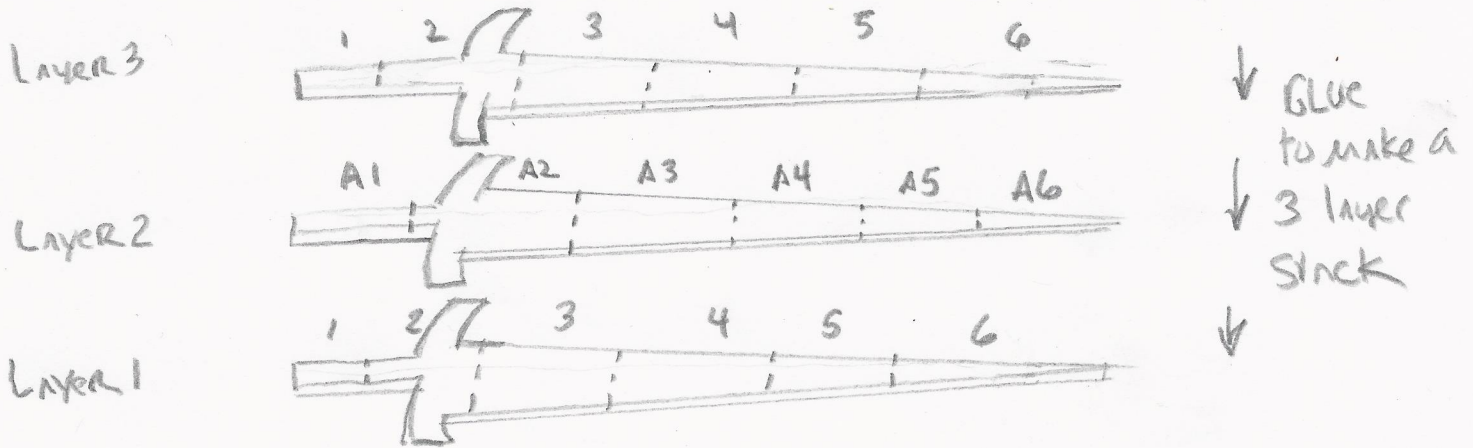




I AM THE SWORD


IN THE DARKNESS

TEMPLATE GOES TOGETHER LIKE THIS  
THERE ARE 3 LAYERS TO THIS SWORD.



If you have the larger form board (40") you can fit the whole of each layer on a sheet. Then glue all 3 together.

TOP



LAYERS A, C

PART 1

BASE OF GRIP

BOTTOM



Pommel would go  
HERE



Top

LAYERS A, B, C  
PART 2

CROSS-GUARD  
GRIP

Bottom

TOP

LAYERS A, C

PART 3

BASE OF BLADE

BOTTOM



TOP


TOP

LAYERS A, C

PART 4

MIDDLE OF BLADE

BOTTOM



TOP

LAYERS 1, 3

PART 5

MIDDLE OF BLADE  
CONTINUED

BOTTOM




TOP

LAYERS A, B

PART 6

TIP OF BLADE



BOTTOM

PA


TOP

LAYER (2)

HILT PIECE:

The GRIP

A1



BOTTOM



POMMEL would GO HERE

LAYER 2

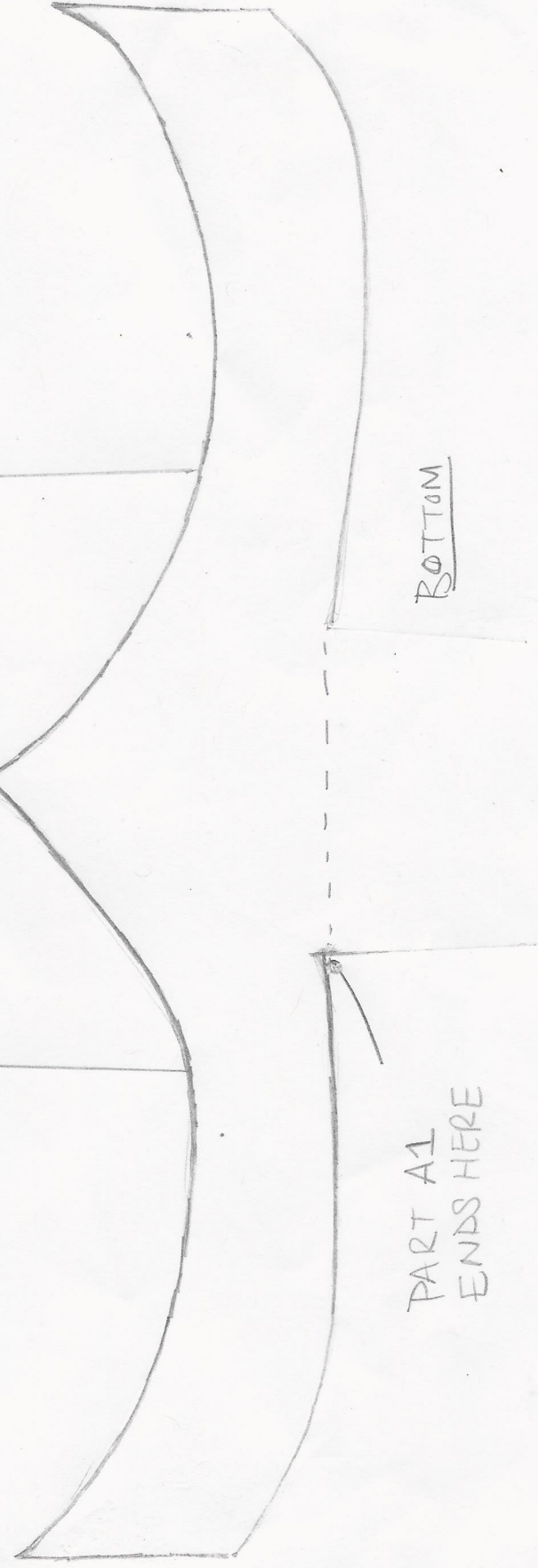
CROSS-GUARD &  
BASE OF BLADE

PART A2


TOP

PART A1  
ENDS HERE

BOTTOM



TOP



LAYER (2)

BASE OF BLADE  
(CONTINUED)

PART (A3)

BOTTOM

BOTTOM

TOP


LAYER 2  
MIDDLE of  
BLADE  
PART (A4)

LAYER (2)

TOP OF BLADE

PART (A5)

TOP




BOTTOM

LAYER (2)

TIP OF BLADE

PART (A6)

TOP



BOTTOM