

Egyptian Tatebanko Project



Copyright 2010 © StormTheCastle.com

All Rights Reserved This project cannot be copied to any website or used for commercial purposes without the express written consent of the author Will Kalif. Educators are free to copy and print for classroom use.

This is a free downloadable paper project that you can download, print and put together. You can do it on printer paper but it will be a bit too flimsy. I recommend if you have index paper you put that in your printer and print it out on that. If you don't have index card stock paper then you can print it all out and glue stick it to cereal box cardboard then put it together.

There are basically two parts to this project. The first part is the box that you make. The second part is the bottom sheet that you glue all the various parts to. Once this bottom sheet is completely assembled then you can slide it into the box.





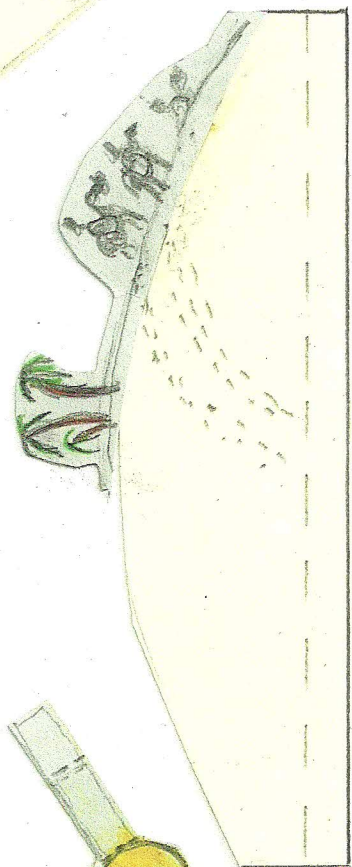
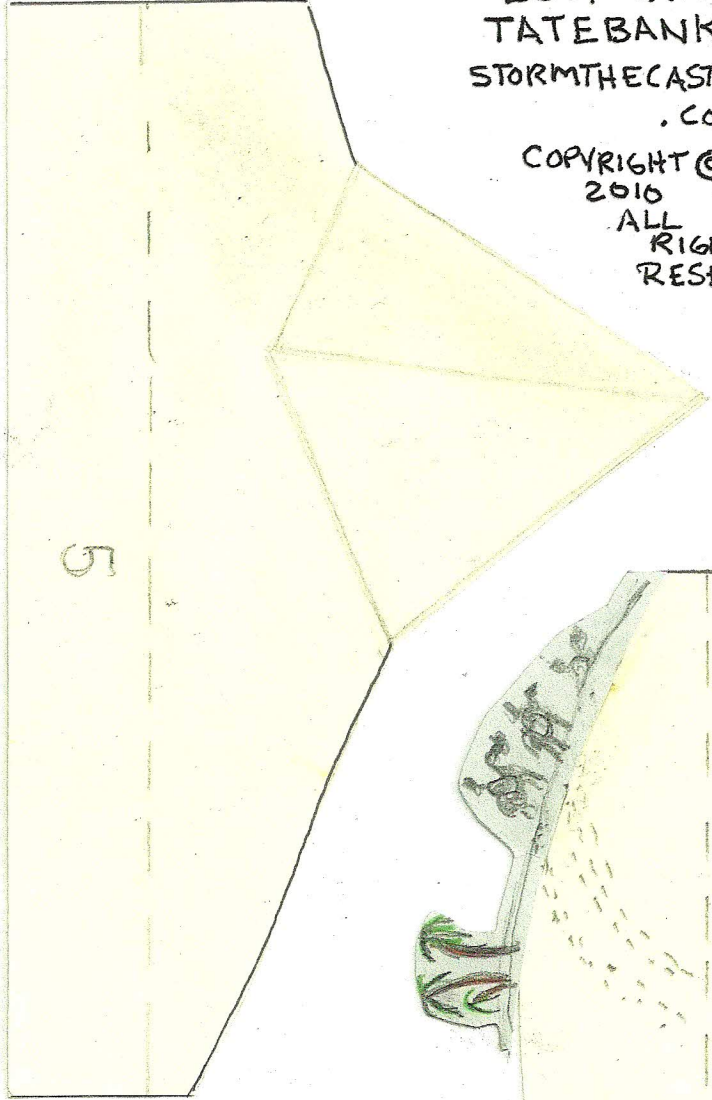
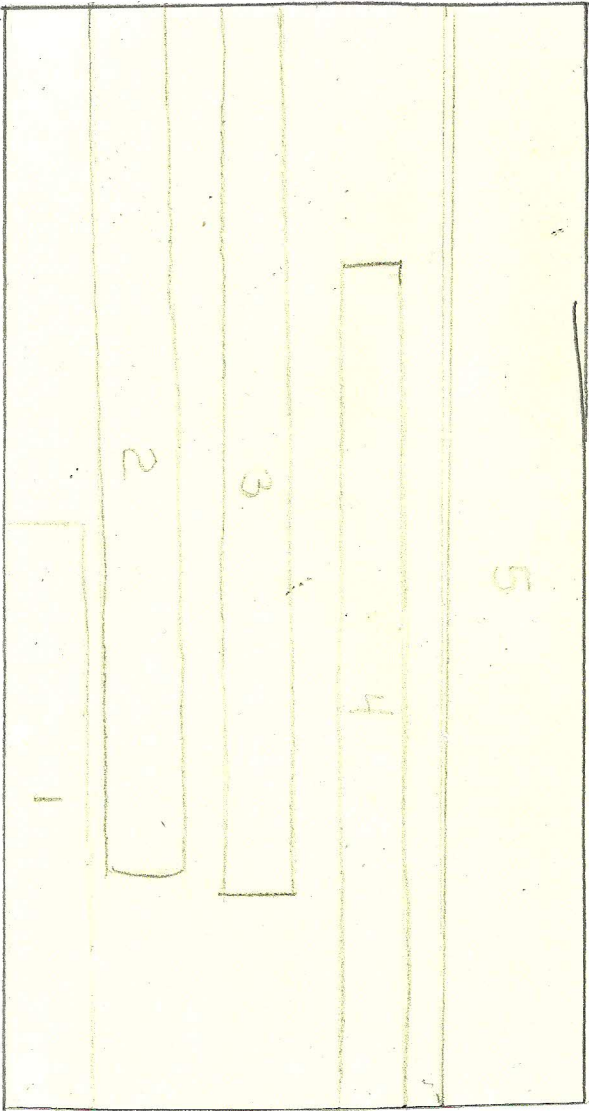
And, the box is a nice standalone project that you can make and put anything at all into. On my website I have several other tatebanko projects including a tatebanko castle, tatebanko Halloween cemetery and this Egyptian tatebanko project.



I have left all of the various parts of this diorama a blank color so you can have some fun with it and color it any way you want.

EGYPTIAN
TATEBANKO
STORMTHECASTLE
.COM


COPYRIGHT ©
2010
ALL
RIGHTS
RESERVED




DASHED LINES
ARE FOLDS


3

Bottom of unit




FRONT OF UNIT





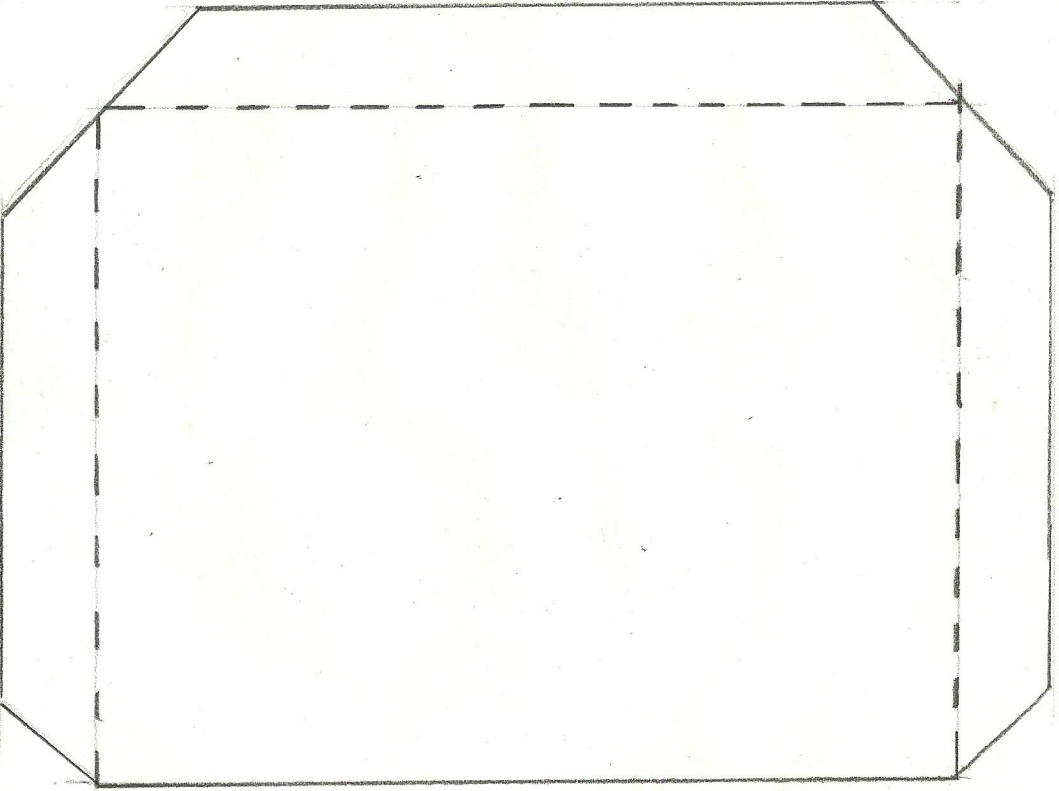
TOP OF UNIT

BACK OF UNIT



SUN

LEFT SIDE



RIGHT SIDE

