

THE
UNITED STATES
POSTAGE STAMPS
OF THE
19TH CENTURY

By

LESTER G. BROOKMAN, R. D. P.

A handwritten signature in cursive script, reading "L G Brookman".

VOL. I

1966

H. L. LINDQUIST PUBLICATIONS, INC.

Publisher

153 Waverly Place - New York, N. Y. 10014

This work is respectfully dedicated

to

the Students, Authors, and Publishers whose unselfish efforts to discover and make available important philatelic knowledge has earned the grateful appreciation of the author and of his fellow philatelists.

Copyright 1966
By H. L. LINDQUIST

Printed in the United States of America

The United States Postage Stamps of The 19th Century

By LESTER G. BROOKMAN, R. D. P.

INTRODUCTION

It seems to us that this Introduction need not differ much from that of our "Nineteenth Century Postage Stamps of the United States", written and published in 1947, but now long out of print. It should be understood that facts do not change and those that were accurately presented in our earlier writings are often repeated word for word here. We have made no changes for the sake of change or to try to give the impression that this work is entirely new from cover to cover. It is not nor could it be.

On the other hand, this book definitely is not a reprint. We have made a real effort to check every new bit of information that has come our way in the past 20 years. New facts discovered in that period have been added, necessary corrections have been made, and over 450 new illustrations have been incorporated in these 3 volumes.

We hope this work contains improvements over our previous writings that will prove to be of value and interest to collectors and students.

A GAIN IT is our general purpose, as was the case with our previous philatelic efforts, "*Notes on the Grilled Issues of the United States*," "*The Bank Note Issues of United States Stamps, 1870-1893*," "*The United States Stamps of 1847*" and "*The 19th Century Postage Stamps of the United States*", to bring together such facts as will enable most collectors to properly classify their stamps, and, in addition, to present such facts as are of general interest. Although a considerable amount of detailed information is given in this work, no effort has been made to go into every minute variation that is of interest only to advanced specialists.

The principal difficulty of the collector who wishes to study these stamps through what has been written about them is not that there actually is a lack of such material. Much has been written about these stamps in the past three-quarters of a century but the writings are so scattered through books, pamphlets, and various philatelic magazines, that so far as the average collector is concerned, much of this material might well not exist.

It is also true that in this period a not inconsiderable number of contradictory articles have appeared, and it is not always easy to decide which articles, or portions of articles, are of value at this time.

Our desire is to separate the wheat from the chaff, add what we can, concentrate the results into this one work, and present them in such a manner as may prove interesting and instructive to the collectors for whom these books are written.

We believe it can be said without fear of contradiction that the four foremost students of these stamps have been *Stanley B. Ashbrook*, *Dr. Carroll Chase*, *John N. Luff*, and *Elliott Perry*. Ashbrook authored the great two volume work "*The United States One Cent Stamp of 1851-1857*," "*The United States Ten Cent Stamp of 1855-1857*," and a great many of the most important articles that have appeared in the major philatelic magazines during the past decade; Chase authored the magnificent book "*The 3c Stamp of The United States 1851-1857 Issue*" as well as many of our finest magazine articles on early 19th Century stamps; John N. Luff will forever be remembered as one of the greatest of our early students and particularly for his classical book "*The Postage Stamps of the United States*" published at the turn of the century and from which considerable information has been drawn for use in this work; and Elliott Perry has earned lasting philatelic fame not only thru his great achievement of being the first to plate the 10c 1847, the study of which was published in serial form in the "*Collectors Club Philatelist*" some twenty years ago, but also because of the fact that he has authored many other important philatelic works and is the publisher of "*Pat Paragraphs*" in which he has dispensed a great amount of information concerning the 19th Century U. S. Stamps. To these four men those of us who are interested in these stamps owe a very real debt.

In addition to the above, numerous other students have had many fine 19th Century articles in the philatelic press and we particularly wish to mention Dr. W. L. Babcock, Clarence Brazer, George B. Sloane, and Philip H. Ward, Jr., all of whom have passed on but each left a philatelic monument built during their lifetime.

It certainly is a high privilege, and one we most sincerely appreciate, to have been able to draw, *carte blanche*, upon the works of the distinguished philatelists mentioned above.

We wish to call particular attention to the fact that a great many of the illustrations found in this book came from Stanley B. Ashbrook, whose most generous friendship made it possible for us to have unlimited access to his outstanding file of photographs, and, in addition, made it possible for us to have unlimited use of the information contained in all of his published works.

The outstanding U. S. collection formed by Saul Newbury was constantly at our disposal and was of great assistance. This collection, considered, by eminent philatelists as one of the greatest of all U. S. collections, contained a wealth of the material that is so necessary for study purposes, and it is with great pleasure that we present a considerable number of illustrations of choice items that were in the Newbury Collection but which now have been sold in a number of outstanding auctions.

Finally, we wish to make this observation: Paragraphs that can be read in a few moments often represent the result of a great many hours, or days, of the most concentrated effort and study by many students. Those collectors who thoroughly realize the truth of this statement get the most out of philatelic literature and the stamps with which such literature is concerned.

* * * * *

Many philatelists have given me material for illustrations, or information contained herein. I especially wish to thank the following: Wm. O. Bilden, John L. Norbeck, Norton D. York, Cedora Hanus, Mortimer Neinken, C. C. Hart, Maryette B. Lane, Edwin E. Puls, Jerome S. Wagshal, Robert A. Siegel, Gordon Harmer, Alvin Witt, the firm of H. R. Harmer, Inc., Anthony Russo, Henry W. Hill, Earl Oakley, Andrew Levitt, Raymond Weill, Roger Weill, James Baxter, Julius Stolow, George Sloane, Allen H. Seed, Jr. and H. J. & J. D. Baker. If I have left out anyone to whom my thanks are due it is a mistake of the mind and not of heart.

Chapter I

THE PROCESS USED IN THE PRODUCTION OF LINE ENGRAVED STAMPS

DURING the period covered by this book, from 1847 through 1899, all of the postage stamps of the United States were produced through the medium known as Line Engraving. Since we believe that an elementary knowledge of this process is important to all who are interested in the stamps of this period, we will devote the first portion of this book to a brief explanation of this method of producing stamps.




Figure 1. Typical Die of an Early Period.

Making the die. The first step in the production of a stamp is to engrave the die. The die is a small flat piece of soft steel, usually about $3\frac{1}{2}$ " square and about $\frac{1}{4}$ " to $\frac{3}{4}$ " thick, upon which is engraved the design desired for the stamp. The lines are cut into the steel by the engraver, the design being engraved in reverse because the printing process naturally reverses the design so that, for instance, if a portrait is desired to face the left on the stamp it must be cut facing right on the die. A glance at an ordinary rubber stamp with wording on it will show why this is true. After the engraving is completed upon the die, the die is subjected to a hardening process so that it becomes able to withstand the pressure to which it is subjected during the next step in the process of making the plate.

The Transfer roll. After the die is completed, the next step in the plate making process is to make a "transfer roll." The transfer roll is the medium which makes possible the transfer of the die design to as many positions as are desired upon the steel plate. A blank roll of soft steel, usually a little over an inch in width and three inches in diameter, although these dimensions are of course not fixed, is mounted on an axle or mandrel, and, as can be seen in the illustration, it is then placed under the bearers of a transfer press so that it can roll upon its axis. The die, which now is hardened steel, is placed directly under the transfer roll and, while pressure is applied to the transfer roll, the bed of the press which now is carrying the die is moved back and forth under increasing pressure until the soft steel of the transfer roll has been forced into

every line that is present in the die. The result of this operation is that every line that has been cut *in* the die now stands *up* in relief on the face of the transfer roll. The design that now is on the surface of the roll is known as a "relief."




Figure 2. Die and Transfer Roll with 2 Reliefs in Transfer Press.
(Courtesy James H. Baxter)

Relief. Usually, but not always, more than one relief is made on the transfer roll, and unless these are so nearly identical that they cannot be told, one from another, they will produce positions on the plate from which stamps can be identified as having come from a position that was entered with a certain relief. When such reliefs can be identified, and such usually is the case, they commonly are given arbitrary names such as "Relief A," "Relief B," etc. The reasons that the reliefs made from the same die are not identical are numerous. For instance, during the process of entering one relief a tiny bit of foreign material may get on the die and register on the relief during the transferring of the design; or an imperfection in the steel of the die or roll may break down

and thus cause a difference between one relief and another. Some reliefs are known to have intentionally been altered, or to have intentionally been "short transferred" from the die to the roll, so that not all of the die design is transferred to the roll. After the relief, or reliefs, have been made on the roll by transferring the die design to the roll, the roll is hardened as was the die.

The Plate. The plates from which U. S. 19th Century stamps were printed were made of soft steel. Normally the plates were hardened after the designs were entered although the evidence is that certain of the plates were not subjected to any hardening process. The plates were about a quarter of an inch thick and were usually of a size that would accommodate 200 positions on the plate. Most of the U. S. plates of 19th century stamps had 200 positions although there were exceptions to this general rule.

In making a plate, the blank steel plate is placed upon the bed of the transfer press and the hardened transfer roll is brought to bear, under pressure, against the plate. As the plate is rocked back and forth under the transfer roll, the design, which is in relief upon the roll, of course is entered into the plate.




Figure 3. Transfer Roll and Stamp Plate in Transfer Press.
(Courtesy James H. Baxter)

The operation is repeated upon as many positions as are desired on the plate. In order to locate the proper spot where the roll is to be entered on each position, certain dots and layout lines are marked on the plate before it is entered. After all the positions have been entered these markings usually are burnished out of the plate so far as that is possible. After this is done the plate is hardened and is ready for use. It is understood, of course, that the plate has been properly machined to fit the stamp press.

Printing from the plate. The paper used in printing from such plates as are commonly called line engraved plates, is moistened so that it may better take the ink from the plate. To prepare the plate for printing the ink is worked onto the plate with an ink roller or a dabber so that the plate is thoroughly covered with ink. (It should be understood that we are concerned here with the methods used in the 19th century). After the ink has been worked into all of the lines in the plate the printer removes the surplus ink from the surface of the plate. The bulk of this ink is removed with a cloth but a thin film of ink is still left on the plate. The final film of ink is removed from the surface of the plate by process of skillful polishing with the bare hands. The stamp paper then is carefully placed upon the inked plate, and the plate and paper are rolled under the blanket cylinder. This forces the fibers of the paper down into the lines of the plate and causes the transfer of the ink from the plate to the paper. The printed sheet then is skillfully removed from the plate. If necessary, slip sheets are inserted between the printed sheets to prevent the wet ink from offsetting on the back of the sheets piled upon each other while the sheets are drying.

Plate varieties. The most common plate variety is the one known as a "double transfer." It can easily be seen that if there is not precise registration of the relief on the transfer roll with the design on the plate during all of the rocking back and forth of the roller while the position is being entered, there is bound to be some duplication of the lines of the design. When this occurs during the entry of any position, the resulting doubling of the lines in the plate, which of course shows on each stamp printed from the position, the result is called a "double transfer." A triple transfer is the same as a double transfer except that it shows evidences of still another transfer. Re-entries and Shifted Transfers are technically different from Double Transfers but the results are so nearly identical that the common and sensible practice is that all such plate varieties are called "Double Transfers."



Figure 4. An Example of a Plate Crack.

An interesting variety occurring on numerous U. S. stamps is known as a "Cracked Plate." The term is used to describe stamps that show evidence that the plate from which they were printed had a crack or cracks in its surface. Cracks in steel plates usually are caused by strains set up in the tempering proc-

ess or by strains brought about during the transferring process, although the crack may not develop until the plate has been in use for some time. It should be noted that cracks in steel plates never are actually straight and an examination of a crack under a glass will always show that they are jagged to considerable extent. If a scratch is examined it nearly always will show up as a clean line rather than a jagged one.

Another plate variety that is not too uncommon is known as a "Short Transfer." When the design present upon the transfer roll is not rocked to its entire design upon the plate, it produces a position upon the plate which fails to show the full design because it is short at the sides, or the top or bottom, or both top and bottom, portions of the design. This shortness of the design usually is at the top or bottom of the stamp since most designs are rocked into the plate from top to bottom rather than from side to side. Type V 10c 1857 stamps may appear to be short transferred at the sides but this is not the case. The design of this stamp apparently was burnished off at the sides on the die. The result was that the stamp has some of the appearance of a short transfer at the sides and some of the appearance of a cracked plate. Short transfers usually are accidental but sometimes, for one reason or another, they are intentional.

Chapter II

THE 1847 ISSUE

Authorization of the First General Issue of United States Postage Stamps

THE first general issue of postage stamps by the United States Government was authorized by the Act of March 3rd, 1847. This read, in part, as follows:

"And be it further enacted, that to facilitate the transportation of letters by mail, the Postmaster-General be authorized to prepare postage stamps, which, when attached to any letter or packet, shall be evidence of prepayment of the postage chargeable on such letter"

This Act was to take effect July 1, 1847, and from this date on the use of any postage stamps not authorized by the Postmaster-General became illegal. The Act did not make the prepayment of postage compulsory so a great many "Stampless Covers" can be found that were used after this date.

Postage Rates As Authorized By The Act of March 3, 1845

The Act of March 3, 1845 had reduced the postage rates and read, in part, as follows:

"For every single letter in manuscript or paper of any kind by or upon which information shall be asked or communicated in writing or by marks or signs, conveyed in the mail, for any distance under three hundred miles, five cents; and for any distance over three hundred miles, ten cents; and for a double letter there shall be charged double these rates; and for a treble letter, treble these rates; and for a quadruple letter, quadruple these rates; and every letter or parcel not exceeding half an ounce in weight shall be deemed a single letter, and every additional weight of half ounce, shall be charged with an additional single postage."

It seems strange that a 2c denomination was not issued with the 5c and 10c stamps, which were issued to meet obvious uses as are evidenced in the above Act, because the Act of 1845 provided that there should be a fee of 2c for Drop Letters, (letters which were addressed to the same town in which they were mailed), and a 2c stamp could have been used for such letters. Prepayment of this fee was optional, and it was either prepaid in cash by the sender at the time the letter was deposited for mailing or this fee was charged to the sender's account, or it was charged to the receiver's account or collected from the receiver in cash when the letter was given to him.

Contract Made for the Production of 5c and 10c Stamps




Figure 5 (Left)—An essay, Brazer 28E-A, which Brazer describes as follows: "Size of design, 19x24mm. Original model. Engraved vignette mounted on frame and same lettering on frame engraved; remainder of frame is a wash drawing design. On cardboard; (unique)."




Figure 6 (Right)—An essay, Brazer 29E-A, which Brazer describes as follows: "Size of design, 19x23mm. Original model. Engraved vignette mounted on frame and POST OFFICE and FIVE CENTS engraved as on 28E-A; U and S in top corners and X drawn in both lower corners in black ink, remainder of frame is a wash drawing design. On cardboard; (unique)."

Under the powers given him by the Act of 1847, the Postmaster-General entered into a contract with the firm of Rawdon, Wright, Hatch and Edson, which was located in New York City and was well and favorably known as Bank Note engravers. No details of this contract are known except that it seems reasonable to assume that it contained provisions for the production of stamps of the 5c and 10c denominations, under certain regulations and conditions, at a specified cost price per thousand. A recently discovered letter, discussed a little later in this work, contains *proposals* by Rawdon, Wright, Hatch and Edson.

There has been some discussion about the correctness of placing the portrait of Franklin on the first stamp value and that of Washington being relegated to the second value but the reason this was done was no doubt due to the fact that Franklin was the "father" of the American Postal Service.




Figure 7.



Figure 8. The above two illustrations show side by side comparisons of the stock dies and the stamps.



Figure 9.



Figure 10. The above two illustrations show the original use of the stock dies of the subjects used for the 5c and 10c stamps. The lay-downs used as dies in the production of the stamps were slightly retouched.

Delivery Dates and the Earliest Known Use of the First General Issue

Naturally it was the intention and the hope of the Government that these stamps would be available in at least the most important offices on the day that the Act was to go into effect. However, due to delays in production which might be considered natural with the new venture, the first stamps were delivered to only one office, that of New York City, on the day they were supposed to be available, July 1, 1847. Boston received a supply on the following day and a number of other offices were supplied before the end of the month. It is believed that Congressman Harvey Shaw was the first purchaser of the 1847 stamps. He apparently bought a 5c and a 10c in the office of the Postmaster General, retaining the 5c for himself and presenting the 10c to the Governor of Connecticut.

The most compact table showing the distribution of the 5c and 10c stamps to the various postoffices is to be found in "Postal Markings of the United States" which was edited by Mannel Hahn and published by Wm. R. Stewart. This

booklet is an interesting and valuable addition to any collector's library. It is stated in the booklet, and the statement is no doubt correct, that the table was compiled by Robert T. Truax from original records that are in the possession of the Post Office Department. However, certain of this same information appeared as early as 1916 in the "*Philatelic Gazette*" and of course much of the information concerning the distribution had appeared at earlier dates in various issues of "*Pat Paragraphs*."

No covers have been found, at the date of this writing, that were used on July 1, 1847 or for some days after that date. Some very few covers are known that probably were used as early as the 10th of the month, as is evidenced by the dated headings of the letters they bore, but they do not bear any evidence in the way of a year-dated postmark. There was a cover in the Emerson collection that was used on July 9, 1847, and a cover in the Waterhouse collection believed to have been used on July 10, 1847. The earliest known covers bearing dated postmarks containing the year date, and they are Foreign markings, are dated July 15, 1847. It would be a feather in the cap of any collector to turn up a copy of either the 5c or 10c 1847 with a first day cancel although most collectors would be well-satisfied to have a representative copy of each of these stamps. There were no mail sailings from New York during the first few months of use of the 47's and July 15 was the earliest sailing from Boston. Two 5 cent covers and one 10 cent cover are known that were carried on this July 15, 1847 sailing from Boston. It is believed that this is the earliest possible use to a foreign country.



Figure 11. Proofs similar or identical to those illustrated here were among the first and the finest impressions that came from the plate.

It is understood that the Letter Press Book of Robert H. Morris, the early New York City Postmaster, contains a copy of a letter sent by Postmaster Morris to an Ohio postmaster in which he explained that the stamp employed on the letter of the seventh represented the fee had been prepaid, and no other charge was to be laid against the letter. Here we have excellent evidence that the 1847's were in use as early as July 7, 1847 and it is to be hoped that a cover of this early use, or perhaps earlier, will eventually turn up. Ashbrook's records indicate he knew of a July 7, 1847 use of the 5c and a July 9, 1847 use of the 10c. Both of these covers are in the Creighton Hart collection.

Chapter III

The Plates of the 1847 Stamps



Figure 12. The well-known "Straddle pane" copy from the Emerson collection.



Figure 13. A fine example of a very early printing.

Figure 14 (Right). A good illustration of the appearance of a 5c printed after the plate had become worn. The item happens to be of the 'Dot in the S' variety.

The evidence that at least one plate of the 5c consisted of two panes is found in two "straddle pane" copies that have been found. We are privileged to illustrate the copy that was formerly in the Judge Emerson collection. This stamp, from the left pane of the plate, shows a wide sheet margin which measures about 7mm in width, while beyond that, as can be seen from the illustration, there is a small portion of the stamp from the 1st row of the right pane

of the same plate. The other "straddle pane" copy was found by Dr. Ralph W. Payne of Greenfield, Massachusetts about 1924. This copy, which we understand was the first such copy found, had, about $7\frac{1}{4}$ mm from the edge of the stamp, the right frame line of a stamp from the left pane. This is the copy which offered final proof to Dr. Chase that his original theory that the 5c '47 plates were 100 subject plates was in error. The 10c straddle pane copy from the McDaniel collection, which was discovered before the 5c items, proved the theory was untenable so far as the 10c plates were concerned. Dr. Chase concluded that the Payne 5c item was used in 1849 as was evidenced to him by the color and the impression of the stamp.

The metal used for the 1847 plates has been the result of considerable speculation and controversy among the students of this issue. Even at this late date the last is undoubtedly yet to be said on the subject although it now is generally accepted that the plates were steel. I do think the ideas advanced by various students during the consideration of this problem are very interesting and still have a place in this book.

One of the things that always have been difficult to understand about the 5c 1847 stamp is the fact that so few copies are in the clear impressions one normally associates with the products of a steel plate. A great percentage of these stamps appear to come from a worn plate but it is the author's opinion that if the 1847 stamps were printed from steel plates, as now seems certain, the bulk of the "worn plate" copies must be as much the results of indifferent printing as of plate wear.

It appears, on the face of it, that the ink used for printing most of the 5c was of poor quality or was improperly handled. The fact that nearly every 10c '47 is of good sharp impression, while very few of the 5c have an impression that can be rated as better than fair to poor, indicates that the quality of the impressions was due not so much to the condition of the plate as it was to the quality of the ink and the skill with which it was used.

It is true, of course, that the 5c plate wore more than did the 10c for it not only was used for about 22,000 impressions, which was about 4 times as many impressions as were made from the 10c plate, but it was used with ink made of earthen pigments, sienna or umber, which always contributes to rather rapid plate wear. The 10c plate was used with ink made of lampblack or carbon black which causes little plate wear. We quote from a letter dated May 21, 1942, and received by the author from the U. S. Department of Commerce, National Bureau of Standards, Washington, D. C. The portion of the letter that concerns ink reads as follows: "You would expect the earth pigments, sienna, umber and ocher, to be more abrasive than lampblack and carbon black, because the minerals are inevitably contaminated with quartz." Thomas De LaRue & Co., Ltd., of London, advised the author in their letter dated 23rd September, 1942 that "The use of sienna or umber does produce more wear on a plate than the use of carbon black or bone black."

In our earlier work entitled "*The 1847 Issue of United States Stamps*" we wrote as follows:

"So far as I am concerned, I am not in a position to offer any positive evidence as to whether the plates were copper or steel since my knowledge in this field is limited. For a long time I felt that the 10c plate was steel and the 5c copper but now, in the face of such deductions as I have been able to make, I am inclined to believe that both the 5c and 10c plates were probably of copper alloyed with some other metal which made the resulting metal harder than pure copper. I do consider it possible that the 10c plate, due to some difference in the alloy, was harder than the 5c because it did not seem to wear as much as the 5c, in proportion to the number of impressions made from it, but this difference in wear may be due entirely to the fact that the ink used for the 5c stamp was more abrasive in action than that used for the 10c. This contention of mine regarding the inks has been confirmed by both the American Bank Note Company and the world-renowned English firm of Thomas De LaRue & Co., Limited."

At the time we wrote the above, in 1942, we acquiesced to the generally held opinion that there were 2 plates of the 5c although because of the fact that while the so-called "Plate Two" stamps come with good impressions they never, in our opinion, are found with the truly sharp impressions of the earliest printings of the stamp, and it is true that we even then are skeptical of the existence of a second plate. In our previously mentioned book we made this statement: "Up to the moment of this writing I have not found, or been shown, physical proof of a second plate but I admit the possibility of the existence of such proof."

Since writing the above, some four years ago, we have arrived at the opinion that there was but one plate of the 5c, and of course, (as was demonstrated by Elliott Perry's plating of the 10c 1847), there was but one plate of the 10c, each of these plates being composed of two panes of 100 positions. Despite the fact that the stamps seem to have many of the physical characteristics of some stamps known to have been printed from copper plates, we do consider the weight of such evidence as now is available to be against the 1847 Issue having been printed from plates of copper and it is our belief that these stamps were printed from plates made of unhardened steel. This is indeed a strange problem for we know of no copper plate that produced as many impressions as were made from the 5c 1847 plate, and we know of no other undamaged steel plate, whether hardened or not, that produced so few fine impressions as are found of the 5c 1847. This is an unusual situation.

The possibility that these plates were made from a copper alloy were, in the 1940's, given considerable consideration. The following information is from an article by James H. Baxter that appeared in the July, 1942 *Collectors Club Philatelist*. Mr. Baxter is the author of the book "Printing Postage Stamps by Line Engraving," published by the *American Philatelic Society* as a Handbook in 1939, and he is recognized as an authority in his field. His remarks follow:

"At the time the 1847 plates were made, sheets of pure electrolytic copper were being reproduced commercially in England and it was possible that Rawdon, Wright, Hatch & Edson were using this kind of plate rather than the inferior common rolled copper which was the only type available at that time in America.

Describing this electrolytic copper in his "Elements of Electro-Metallurgy," 1841 London edition, Alfred Smee, head surgeon of the Bank of England, says "This copper plate (common rolled copper, JHB) is by no means pure, as it generally contains tin and other metals which render the engraving sometimes difficult, and the etching very uncertain. To obviate these faults we make an electrotype plate on one of the prepared copper plates (polished copper, unengraved, JHB), and as the metal of this (the electrolytic plate, JHB), is absolutely pure it found to be far better adapted for the purposes of the engraver. This duplicate plate possesses the same surface as the original, and may therefore be at once used but it is found better to hammer the duplicate, and prepare it with charcoal, as that greatly improves it, by making it more elastic; and it is the opinion of one of the first plate makers in this city that the hammered plate will work as well as steel."

Mr. Baxter went on to make this statement: "The writer is convinced that both the 5 cent and the 10 cent 1847 plates were copper (probably electrolytic) and were transferred by siderography in the orthodox manner."

The better impressions of the 5c which appeared in 1850 have long been called "Plate Two" copies, but it is our opinion that all the 5c were printed from one plate, and that these particular copies were printed after the plate had carefully been cleaned and during a short period when extra care was used in the printing. These better impressions were not long produced and the last printings from the plate were very poor indeed. The scarcity of the "C" and "D" double transfers leads one to suspect that at least these two positions were reentered at the time of the probable cleaning of the plate although no proof of this has yet been found.

Since the only available evidence regarding the metal used for the plates is circumstantial, it is well that an open mind be held on this matter until further, and more concrete, evidence is discovered."

Keep in mind that the preceding remarks by Baxter were made in 1942.

The Rawdon, Wright, Hatch & Edson Circular of 1853

This circular seems to be of particular interest to some students who are interested in determining the kind of material from which the plates of the 1847 stamps were made. The item in question was illustrated in the Collectors Club Philatelist in January, 1939 and appeared as a portion of a very excellent serial article entitled "A Historical Catalog of U. S. Stamp Essays and Proofs" written by our good friend, the late Clarence W. Brazer. To this single portion of the article we assume the privilege of taking a friendly exception.

Here is the text as it appears on the circular:

TERMS:

For Engraving 4 Bank Notes on Steel	\$500.00
For Engraving 4 Bank Notes on Copper	300.00
For Engraving 4 Combination Backs \$100 to	250.00
For Retouching plates after first wear, one half the above prices	
For Printing plate 4 Bank Notes, per 1,000 impressions	25.00
For Printing plate 2 Bank Notes	15.00
For Printing Plate 4 Combination Backs	20.00
For Printing 2 Combination Backs	15.00
For Printing 4 Typographical Red denominations	12.50
For Printing 2 or 1 Typographical Red denominations	10.00
For Bank Note Paper, per 1000 sheets	22.50

Bank Note Plates, engraved by us only on the express condition that they are to be printed by us. Steel Plates, (other than Bank Note Plates,) having Bank Note work on them, engraved by us only on the express condition that they are never to be taken out of our possession. Steel Bank Note Plates engraved and printed by us, are warranted to give 30,000 good impressions before, and 25,000 do. after retouching. Copper do. 3,000 before, and 2,000 do. after retouching.

July, 1853

Here is what Mr. Brazer stated in his above mentioned article in regard to this circular and the statements made in it. We quote:

"This circular also gives valuable and interesting information as to the complete conduct of branch office business and prices for same. Particularly interesting is the statement at the bottom of page two, warranting only 30,000 impressions from steel plates before retouching and 25,000 impressions after retouching, while only 3000 impressions were warranted from a copper plate before retouching and 2,000 after retouching. This conclusively proves that the 1847 stamps were from steel plates, as they would not have warranted to print more than 3,000 impressions of 200 stamps to the plate from a copper plate without retouching or 600,000 5c stamps, which is the quantity delivered prior to March 15, 1848, one year only after making the plate. During the life of this contract 4,400,000 stamps or 22,000 impressions of 200 5c stamps were delivered. It would have required 7 copper plates to produce the number of 5c stamps printed. As not more than two unretouched plates are known, they must have been of steel.

"As there were 5250 impressions of 200 10c stamps delivered, it would have required three copper plates or one steel plate, and as only one unretouched plate is known, this must also have been of steel. It is also interesting to note that they refused to engrave work unless the plates were "never taken out of our possession" which accounts for their refusal to surrender the stamp dies and plates to the Government."

It seems to us that Mr. Brazer, and any other students who may agree with the above statements as made by Mr. Brazer to the effect that this circular conclusively proves that the 1847 plates were made of steel, took much for granted.

In the first place, it is obvious that the circular was referring to the production of bank bills and not to stamps. Such being the case, this observation is in order; it is most unlikely that plates used in the production of bank bills would ever be used to the point where the impression would be severely worn



Figure 15. First page of the Rawdon, Wright, Hatch & Edson circular. (From the Lawrence C. Mason collection).

for the simple reason that it is exceeding doubtful if any banks would accept, or be expected to accept, bills from noticeably worn plates.

Furthermore, the figures given certainly are not inferred by the Company to be the *maximum* quantities that the Company expected could be printed from their plates. The Company *guaranteed* the plates would produce, in *good impressions*, the quantities mentioned in the circular. It is obvious that few, if any, firms that back up their guarantees, and Rawdon, Wright, Hatch &

RAWDON, WRIGHT, HATCH & EDSON.

Bank Note Engravers,
(No. 18, Merchants' Exchange),
NEW-YORK.

TERMS:

For Engraving 1/4 Bank Notes on Steel	\$ 500. 00
do. 1/4 do. do. Copper	300. 00
do. 1/4 Combination Backs \$100. to	250. 00
<i>Retouching plates after first wear, one half the above prices.</i>	
Printing plate 1/4 Bank Notes, per 1,000 impressions	25. 00
do. 2 do. do.	45. 00
do. 1/4 Combination Backs	30. 00
do. 2 do. do.	45. 00
do. 1/4 Typographical Red denominations	12. 50
do. 2, or 1 do. do.	10. 00
Bank Note Paper, per 1,000 Sheets	22. 50

Bank Note Plates engraved by us only on the express condition that they are to be printed by us.
Steel Plates (other than Bank Note Plates) having Bank Note work on them, engraved by
us only on the express condition that they are never to be taken out of our possession.
Steel Bank Note Plates engraved and printed by us are warranted to give
20,000 good impressions before and 25,000 do. after retouching
Copper do. 3,000 do. before, and 2,000 do.
after retouching.
July 1853.

Figure 16. Second page of the same circular. (From the Lawrence C. Mason collection).

Edson was such a firm, would place such guarantees at the maximum quantities they expected a plate to produce! As a matter of fact, would it not be far more logical to assume that the quantities mentioned were the ones they felt were the *minimum* that could be expected?

We think no one will dispute the fact that the Government accepted, over long periods of time, stamps that could not be classified as "good impressions." Specific examples are the 3c 1851 which, as every student knows, is often found in badly worn impressions, and stamps from Plate 2 of the 1c 1851 Issue that

were printed for a long time, (nearly two years), from the plate after it became very badly flawed. In the section of this book devoted to Type II of the 1c stamp of 1851 will be found an excellent illustration of this bad plate defect that so long was tolerated by the Government. So far as the 5c 1847 plates are concerned, it can easily be seen by a student making an examination of the stamps that they were used until they were *very well worn* and therefore were producing poor, rather than good, impressions. Can anyone believe that a private concern would accept bank notes in the poor condition in which the above mentioned items often are found, or that Rawdon, Wright, Hatch and Edson would have expected such items to have been accepted? We think not and it thus appears to us that it is obvious that the guarantee of the Company was intended to cover the minimum number of impressions whose quality was such that they would satisfy any customer of bank notes.

Another factor that should be kept in mind is that if a flaw developed during the life of a plate it would, if it was on a bank note plate, affect at least 25% of the plate, (4 bills was apparently the maximum number printed from a plate by R. W. H. & E.), and if a flaw happened to appear at the junction of two or more of the bills it would affect 50% or more of the products of such a plate. Now while the Government apparently was willing to overlook a certain amount of inferior work, such as was delivered from certain worn or flawed plates, we feel quite certain that it would have been most difficult to have convinced the bankers of the day that they should accept a large percentage of flawed bank bills! The normal possibility of the development of just such flaws in the bank note plates certainly must have been taken into consideration when the Company set the figures mentioned in the circular.

When one looks at the picture as a whole, we are unable to understand how anyone can possibly believe that the statements made in the circular could logically be used to determine the maximum number of impressions that could have been made from the 1847 plates. We wonder if those who have used these statements in an attempt to prove, by the figures quoted for copper, that the 1847 stamps could not have been printed from such plates, have ever considered the fact that it would be just as sensible to take the figures given for steel and to prove by those figures that since the 1847 plates did not give anything like the number of good impressions that Rawdon, Wright, Hatch & Edson guaranteed to produce from their steel plates, that the 1847 stamps could not have been printed from steel plates! We consider neither argument to be very logical and the above statement is made only for the purpose of showing that the circular cannot reasonably be considered to be conclusive proof that the 1847 stamps could not have been printed from copper plates.

Were these plates, providing they were of copper, and to paraphrase the "One Hoss Shay," just able to run 3,000 impressions in their day? And if they were of steel were they unable to run less than 30,000 good impressions? As is evidenced by the application of simple arithmetic, and a study of a reasonable quantity of the stamps, it probably is true that the 5c 1847 plates produced no more than 3,000 *good* impressions but it also is true, as can be ascertained in an examination of the stamps, that they ran a certain number of thousands of *fair* impressions and a certain number of thousands of *poor* impressions. Many students have noted that most of the 10c '47's are good impressions and show little sign of wear although copies showing some wear can be found. The reason, we are quite certain, is principally due to a difference in the inks used in the printing of the 5c and 10c stamps.

So far as this particular discourse is concerned, it is not written with the idea that it is to offer any proof, one way or the other, that the 1847 plates were of steel or were of copper. The purpose of writing it is to show only that the Rawdon, Wright, Hatch & Edson circular can hardly be used as a logical basis from which to form conclusions in regards to the maximum or

minimum number of stamps that can or could be expected to be printed from either a steel or a copper plate. The true answer to the question should be found in an examination of the 1847 stamps and the letter quoted in the paragraphs that follow, rather than in an examination of the circular.

New Information Regarding 1847 Plates

The most important documents ever discovered regarding the 1847 Issue were discovered by Mrs. Catherine L. Manning, former Philatelic Curator of the Smithsonian Institution, and with her cooperation they have been made available to philatelists through the reproduction that is shown here.

These important contributions to philatelic knowledge seem to settle, so far as such things can be settled without eyewitness accounts, the long standing question as to the material of the plates from which the stamps of the 1847 issue were printed.

Although this information was available to the author before this book was made up and sent to press, it was decided that the information that has been presented on both sides of the question was of sufficient information and value in itself to retain in the book.

The information regarding these newly discovered letters has now been rather widely distributed in the philatelic press and we take the liberty of copying the text of the letters as reported by James Waldo Fawcett. Both of these letters bear the corporate signature of Rawdon, Wright, Hatch, and Edson, the printers of the 1847 issue.

The first letter, dated "New York, March 20, 1847" reads as follows:

"The undersigned propose to engrave steel die and to provide steel plates for five and ten cent stamps for the U. S. Post Office Department, without charge for the same, or for keeping them in repair, and to furnish stamps for the same on suitable paper, of the best quality, prepared for use with gum, at the rate of twenty-five cents per one thousand stamps. The stamps are to be executed in the best style of line engraving, and the dies and plates to belong to, and to be held for the exclusive use of the Post Office Department."

The last sentence of the above should lay to rest the oft repeated statement that there was no provision in the contract regarding the ownership of the dies and plates being vested in the government.

The second letter, written eleven days after the first one, was addressed to W. J. Brown, Second Assistant Postmaster General and it reads as follows:

"We beg leave to vary the proposal made by us to furnish the Post Office stamps, as follows: viz., In addition to our former proposal, we will print the figures '5' and '10' on the face of the respective stamps, in red ink, in such manner as to render them distinct, and not obscure the heads. This combination of colors would add greatly to the difficulties of counterfeiting the stamps. We will furnish the stamps, printed in two colors, as above, at the rate of twenty-five cents per one thousand stamps; or, we will furnish them printed in one color, (the 'five' and 'ten' stamps each in a different color, if desired, by way of readily distinguishing them) at the rate of twenty cents per one thousand stamps."

In the margin and against the last half of the last sentence an unknown person has written "This bid accepted" which referred to the stamps as they were issued in the single color for each denomination. It seems a bit startling to read that our first stamps might have been bi-colored for even at this late date the Post Office Department rarely issues our stamps in more than one color.

We trust the discovery of these important documents will spur a search for others of like value for they often bring to light information that can otherwise only be found, if ever, by tremendous effort on the part of philatelists.

I do understand propose to Engrave
 Steel Dies, and to provide Steel plates for Five and
 Ten Cent Stamps for the U. S. Post Office Department,
 without charge for the same, or for keeping them
 in repair, and to furnish stamps from the same
 on suitable paper, of the best quality, prepared for
 use with gum, at the rate of Twenty Five
 Cents per One Thousand Stamps - The stamps are
 to be executed in the best style of line Engraving,
 and the Dies and plates to belong to, and to be held
 for the exclusive use of the Post Office Department,
 New York Mar. 20. 1847
 Rowden, Knight, Hatch & Selson

New York, Mar. 31. 1847

Wm. J. Brown Esq
 28 N. 4th Street,
 Albany.

We beg leave to vary the proposal made by us
 to furnish the Post Office stamps, as follows; viz,

In addition to our former proposal, we
 will print the figures 5 and 10 on the face of the respective
 stamps, in Red Ink, in such a manner as to render them
 distinct, and not obscure the Heads. This combination
 of colors would add greatly to the difficulty of counterfeiting
 the stamps -

We will furnish the stamps, printed in two
 colors, as above, at the rate of Twenty five Cents per
 One Thousand Stamps; Or,

We will furnish them printed in one color,
 (the five and ten stamps each on a different color, if desired,
 by way of readily distinguishing them,) at the rate
 of Twenty Cents per One Thousand Stamps,

We remain Sir,

Very Respectfully
 Your Obedt. Servt.

Rowden, Knight, Hatch & Selson

The last - & revised.

Chapter IV

Areas of Use of the 1847 Stamps

The majority of the 1847 issue was used in the states near the Atlantic Seaboard, in the New England States, and in the area of the Ohio and lower Mississippi basins that constituted the well-settled portions of the country. Very few covers from California are known with these stamps and, so far as we are aware, no legal uses of the 5c are known from there. During the legal life of the 1847 stamps the rate from California was 40c, and 8 copies of the 5c or 4 10c or some combination of the two stamps would have been necessary on a letter. One cover is known with two 5c '47's which carried a cover from California. This cover was from Tehama, California which is proof enough that the cover was used after the 1847 stamps were demonetized as there was no Tehama post office until sometime after 1853. The cover undoubtedly was used after the 1855 rate of 10c had been placed in effect, probably in the spring of 1856. This "illegal" use of the 5c '47 is extremely interesting and the cover no doubt is quite as valuable as it would be had it been used at an earlier and a legal date. We have reason to believe that covers with the 5c used from Minnesota are very rare as Jefferson Jones, the recognized authority on early Minnesota covers, told us that he was able to locate but one such item in his many years of collecting. The whereabouts of this item is unknown at this time and I know of no other




Figure 18. This, as far as we are aware, is the only cover bearing 1847 stamps from California that was used at the time the stamps were in actual legal use. This cover is a folded circular announcing the formation of a new commercial house with several partners, and in the notice, each partner signed his name, hence the notice was sent sealed with a 40c rate, because it contained writing. The markings on the face are all in the same red orange ink. These include the postmark, the "40" and the "Paid." The strip was hit a number of times with the same red orange "Paid" and this same "Paid" ties the second stamp from the left. The postal clerk first cancelled the strip with the "Paid" but upon noting that it was rather pale on the black color of the stamp, he then cancelled the strip by pen marks. There was oil in the red orange ink, hence where the pen marks crossed the "Paid" the black ink did not register. You can detect the breaks in the pen lines in the photograph. The strip comes from positions 83L, 84L, 85L, and 86L. The cover went from San Francisco on the Pacific Mail S. S. "Carolina" which the records show sailed from San Francisco on January 1, 1851. Also note it is addressed to the famous firm of Howland & Aspinwall, the firm who in 1848 owned the "S. S. California," the first U. S. Mail steamship to carry mail to California. This is a most remarkable item.

(Courtesy of the late Edgar B. Jessup).

collector who ever saw it. I wonder if it exists. Uses from other scarcely populated areas generally are rare.

1847 Stamps Used From Canada

We do not believe that it is generally understood just how these stamps could be used in Canada. As a matter of fact, as indicated by the heading of this paragraph, the term should be used FROM Canada. Previous to the issuance of stamps it was not possible for a person living in Canada, or in the United States, to send a letter from either country to the other and prepay the postage beyond the borders of the country of origin. When the United States started to issue postage stamps it became possible for anyone sending letters from Canada to the United States to prepay the United States postage by placing the proper amount of such postage, which on a single letter was 5c for distances under 300 miles and 10c for distances over 300 miles, in the form of the 1847 stamps. It is interesting to note here that covers are found that bear a single 5c '47 from points in Canada to New York that were over 300 miles. Such covers should be examined with care. Of course the U. S. stamps had to be obtained from the United States and taken or sent to Canada for use there. Since Canadian stamps did not appear until April, 1851, it was not possible for people sending letters from this country to Canada to prepay the postage all the way until this time. We know that a few Canadian stamps were used in this fashion from this country to Canada. It is believed that, ordinarily at least, U. S. stamps used in the fashion outlined above were not cancelled, nor was it intended that they be cancelled, until they arrived at a postoffice in the United States. It hardly is reasonable to suppose that U. S. postoffices would have recognized the validity of our stamps that had already been cancelled by a foreign country, yet such items are occasionally seen. It is understood numerous fakes of these covers exist, some very clever ones were originally stampless covers, most of which are




Figure 19. A 10c '47 used from Canada to New York, postmarked "MONTREAL CANADA DE 29 1847." This postmark is to the left of the stamp in red and is covered by the figure "10" in a circle—also in red. The stamp is tied by a red grid which has been applied two or three times. This item was formerly in the Ackerman collection. It was in the Ward collection and the photo is by the courtesy of the former owner, the late Philip H. Ward, Jr.



Figure 20. This is an interesting item in the collection of Mr. W. L. L. Peltz. A description is as follows: "The stamps are cancelled in black and the "Kingston" is in orange red. The "10" is in red. Our theory is that this was addressed to a point requiring a 10c U. S. rate (hence the red "10"). The party sending the letter was not aware of our 5c and 10c rates. The stamps were cancelled in Canada. Kingston exchanged mail with the United States at Cape Vincent, N. Y., Sackett's Harbor, N. Y., and Oswego, N. Y. When the letter reached this side of the boundary, the U. S. mail clerk did not recognize the 5c '47 because it was cancelled in Canada or because it was not rated correctly, so he rated the letter "10" or "10c due at the destination."



Figure 21. This fine cover shows a 5c '47 and a Penny Beaver used from Rochester, N. Y. to St. Catharons, Canada. Stanley Ashbrook has told us that he examined this cover very carefully and that there is no doubt in his mind but that it is perfectly authentic in every way. The cover was sold in the Bartels "Rarity" sale of April, 1940 and was reported to have sold at \$410.



Figure 22. Here is an interesting cover that may or may not represent a genuine use of 1847 stamps. When the cover was purchased by Mr. Walter S. Fishel, the stamp now placed in the lower left corner was then over the spot where the 6d now shows. Jarrett's British North America cover illustrates this identical cover at an earlier period of its history and in the area now partially covered by the stamp in the lower corner there originally was a postmark of Montreal, dated March 3, 1851! For some reason or another this postmark has been carefully erased from the cover and it is therefore true that a certain amount of faking has been done. The fact that this cover is from the Kennedy correspondence does not add to its reputation for much faking was done with covers from this correspondence. Despite the above, the use of the stamps may be genuine and one authority respected by the author considers the cover to be authentic. My own opinion is that this is a fake.

from the Kennedy correspondence. For a more detailed study of this matter, we suggest that you read the information contained in the "Standard British North American Catalogue" by Jarrett and in "The Postage Stamps and Postal History of Canada" by Boggs.

The finest cover bearing the 5c 1847 stamps used from Canada has a fine horizontal strip of five used with a 3d Beaver. It originated in Canada and was routed, by the sender "Via the United States". It was addressed to London and was sent to New York on the Collins Line American Packet. The 3d Beaver paid the Canadian rate, while the 5 Five Cent '47's paid the 24c U. S. rate to England with a 1c overpay. It might be noted that it brought \$6,000.00 in the Gibson Sale in 1944 and of course it would bring a great deal more today.

Territorial Use of the '47's

Dr. Carroll Chase kindly furnished us with the following information regarding covers known to him that carried 1847 stamps and which were used in some of the various U. S. Territories. We quote directly from Dr. Chase's letter:

"Regarding territorial usage of the 1847 stamps, I know personally of four examples, although I understand that a fifth may be in existence; this being a cover used from Wisconsin before statehood—May 29, 1848. I have three in my own collection, all being the 10c stamp. One was used from Dallas, O. T. (Oregon Territory) Aug. 23, 1853, to pay the single 10c rate to Watertown, Massachusetts. This stamp of course was carried out there by someone and not sold at the local post office. This stamp, to be sure, had been demonetized but carried the letter without any postage due. The other two examples in my collection, each bearing a 10c '47,

were used from Doakesville, Choctaw Nation on June 20th and July 1, 1850. These stamps originally had formed a horizontal pair. Mr. Elliott Perry tells me that 200 10c 1847's had been sent to the Doakesville post office prior to the dates just mentioned, so these were undoubtedly purchased at this post office. The letters both come from the same correspondence and were addressed to New Orleans. Incidentally I have other letters from the same correspondence without any stamps. I should mention the fact that the postmark shows the abbreviation "ARK" for Arkansas, although Doakesville was surely not in Arkansas in 1850, but in the Choctaw Nation. The fourth example is a cover I saw some years ago bearing a single 5c 1847 (another had undoubtedly been cut off from the end of the cover in opening the letter), that came from Santa Fe, New Mexico. Mr. Perry writes me that he has a record of but one 1847 stamp used in Arkansas and that one came from Hot Springs. At any rate the 1847 Issue used in territories must be very rare."

As Dr. Chase pointed out, the 10c stamp had been demonetized at the time it was used on the Oregon cover in 1853. This is what is termed an "illegal" use of the stamp. It is our understanding that there was no 10c rate from Oregon to the Eastern states at this time and the normal route for mail between these areas was thru San Francisco and thence by Ocean Mail via Panama. It is also our understanding that the postmaster at the point of origin, having accepted the letter as being properly rated and bearing the correct amount of postage, would cause the letter to be accepted and dispatched by any other offices because no other office had the right to change the rating. However, when an improperly rated or improperly stamped item was noted by any postmaster other than the postmaster at the point of origin it was supposed to be reported to the Department at Washington. This type of an act was termed "Delinquent." This cover is undoubtedly authentic and is of interest not only because it represents a form of territorial use of the 1847 stamps but also because it is an example of a "Postmaster's error."

In the 20 years that have passed since Dr. Chase furnished us with the preceding information Creighton Hart has done a great deal of research on the 1847 Issue. In a letter dated Feb. 21, 1966 he gives the information that at that date ten Territorial covers are known. These consist of 5 from Indian Nations, 2 from Wisconsin, 1 from Oregon, 1 from New Mexico and 1 from Minnesota. This Minnesota Territorial cover was reported by a very competent student, the late Jefferson Jones, but its whereabouts are unknown and no one now alive is known to have seen it.

It is probable that a few other territorial uses of the 1847 stamps may yet come to light and we are certain that all students of this issue would be glad to see such information in the philatelic press.

Fakes of The 5c 1847




Figure 23. A reasonably good fake but it should never fool a good collector.

I have seen very few fakes of the 5c '47. Actually there are very few dangerous fakes of the basic stamp in our 19th Century issues. Most faking and trickery comes with alterations of various types, faking of grills, repairing and faking of covers where there is a good monetary reward for the successful crook.

Illegal Use of the 1847 Stamps

As is explained more fully later on, the 1847 stamps were demonetized in the Act of March 3, 1851 as of July 1, 1851 and they could not legally be used on or after that date.




Figure 24. Every serious collector would like to turn up a July 1, 1847 use of these stamps for that would be a First Day use of our first stamp. This cover was not used in 1847 but even so it is of real rarity since it was used on the first day that the stamps had no franking power, July 1, 1851. This cover is in the C. C. Hart Collection.



Figure 25. The Foreign Mail cancel on this stamp proves it was a very late and therefore illegal use. (Courtesy C. C. Hart).

The cover mentioned previously by Dr. Chase with a 10c '47 used from Oregon Territory to Massachusetts in August, 1853 was a rare and illegal use of the stamp.

Chapter V

The Five Cent Stamp of 1847 (Scott 1, Minkus 1)

This stamp may have been issued as early as July 1, 1847, and we know of no evidence to the contrary although, as has been stated previously, no proof has yet been found that it actually was used on this date. It is believed that 4,400,000 of these stamps were printed but apparently only about 3,700,000 were sold. Luff stated that 3,712,000 were sent to the various postmasters and the balance of the stamps on hand when the stamps were demonetized as of July 1, 1851 was ordered to have been destroyed. The report of the Postmaster General, dated November 15, 1851 reads in part as follows: "Directions for the destruction of the dies and plates employed in the manufacture of the postage stamps formerly used, have been given, and for counting and burning such of the stamps as have not been issued to postmasters or have been returned."

The stamp bears a portrait of Benjamin Franklin after J. B. Longacre. For many years this gentleman, an artist of distinction, was called John B. Longacre. A recent investigation by *R. M. Spaulding, Jr.*, apparently has positively determined that his correct name was James B. Longacre and it is now so recorded in the Division of Fine Arts in the Library of Congress. Dr. Carroll Chase stated the name correctly in his early article in the "*Philatelic Gazette*" but for some reason this was overlooked for years. The portrait was not engraved especially for the stamp but was on a stock item which had been used on numerous bank notes, including those illustrated here.

Largest Known Pieces of the 5c 1847

The 5c is a scarce item in block form and we believe that only about a dozen unused blocks are known. A beautiful block of four was sold in the Sept. 17, 1940, auction sale held by Robert Lawrence. This block, pictured in the sale catalog, and described as "5c orange brown, superb mint block of four. In the finest state of preservation. A Gem," brought \$1050. I once owned an O.G. block of 4 which I sold to Spencer Anderson. The gum was very much cracked and should have been removed but the "O.G." fetish is so strong that I left it alone.

Although there are rumors that large pieces exist it is almost certain that the largest piece now in a collector's hands is a beautiful square mint block of 16 which was formerly in the Lord Crawford collection. When this collection was brought to the United States and broken up, this block went into the famous Ackerman collection. Mr. Ackerman sold it to Philip H. Ward, Jr., and it later passed into the hands of Raymond and Roger Weill when they bought the Ward stamps from his estate. Mr. Ackerman also had an unused block of 11 and several smaller blocks.

The largest currently known used piece of the 5c is a block of 12, 6x2, which as strange as it may seem, is from a find made in 1941 in New York City. This find, containing other important 1847 items, was brought directly to the Scott Stamp and Coin Company and was purchased by Norman Serphos, President of the company. The block of 12 is somewhat defective, three of the stamps being badly cut into at the top and the stamp in the lower left corner of the piece lacking an entire corner. Nevertheless, this is a valuable and an interesting item. It is unfortunate that this block of 12 happened to duplicate positions that are in the plate proof block of 30 in the Karl Burroughs collection as it might otherwise be of plating value. If anyone ever plates the 5c '47, which some of the best students consider to be impossible, the value of such large pieces is obvious. Although we must admit that it would be a task far beyond most students, including of course ourself, our personal opinion is that the stamp could be plated. Another very fine item in the recent find was a block of 8, 4x2.

We believe the second largest known used piece of the 5c was an irregular block of 11 in the Hawkins collection. The Frank R. Sweet collection contains a horizontal strip of 10 on cover. This item was formerly in the Ackerman collection. The Waterhouse collection contained a beautiful used block of 8, 2x4, that was purchased by Philip H. Ward, Jr., when the Waterhouse Collection was broken. We believe that Ward then sold this item in turn to Sinkler, Duckwall, and Sweet.

The Edward S. Knapp collection contained a great many interesting 1847 stamps and covers. It contained a cover (a small bank notice) that had a block




Figure 26. Block of 4 on cover. (Ex-Edward S. Knapp Collection).



Figure 27. The exceptional used block of eight from the "New York City Find." This block was sold to the William O. Sweet Collection by Daniel F. Kelleher. (Courtesy of Norman Serphos).




Figure 28. A magnificent page of 1847's from the Philip H. Ward, Jr., collection. The block of 16, largest item known of the issue, passed from the Lord Crawford collection to the Senator Ackerman collection and thence to the Ward collection. (Photo courtesy of the late Philip H. Ward, Jr.)



Figure 29. The largest known 5c 1847 item. The block has full original gum and is in beautiful condition. (Photo courtesy of the late Philip H. Ward, Jr.)



Figure 30. This is one of the largest pieces of the 5c stamp that has been found. The lower right corner stamp has either been added or replaced. The piece probably was not used unfortunately but it has become badly soiled. It is still a valuable and desirable item. (Photo courtesy of Elliott Perry).



Figure 31. The largest known used block of the 5c 1847. (Photo courtesy of Norman Serphos).



Figure 22. This is an exceptionally fine use of the 5c and 10c on cover. The cover went from Baltimore to Halifax. It was originally in the Ackerman collection from which it passed to the Gibson collection, then to the Wood collection and then to Philip H. Ward, Jr. (Photo courtesy of the late Philip H. Ward, Jr.)



Figure 33. Combination use of the 5c and 10c from New York to Boston. It appears that the manuscript 15 indicates 15 cents due for a total of 40c. (Photo courtesy Carl Percy).

of 4 of the 5c tied to the cover with an orange grid, used from Fredonia, N. Y., to Albany.

The 5c and 10c '47's are known used on the same cover but such use is really rare. In the sale of the Stephen D. Brown collection in 1939, a magnificent cover, used from Buffalo to Lockport, N. Y., brought the record price of \$1,100 despite the fact that the "catalog price" of the item was then \$300. Of course the price was merely a reflection of the perfection of the stamps and the cover. This proves once again that the Catalog is right when it states that "Condition is the all-important factor of price." This collection, which was famous for the quality of its stamps, brought record prices for a great many items. Collectors attending the sale went away "talking to themselves." About

the only successful bidders were those who, in the slang of the auction room, "threw the catalog out the window," which simply meant that the catalog prices did not (and in all fairness one should say that they really could not) accurately reflect the value of such choice items as were sold. When a single 5c 1847 on cover sells for \$390, the catalog price of \$12 (1939) wasn't much of a guide for the bidders! The cover in question, purchased by Harold Brooks for his own collection, was a magnificent cover on which a perfection copy of the 5c was cancelled and tied with the rare St. Johnsbury Scarab cancellation. Mr. Brooks showed us this cover at the Buffalo A. P. S. Convention and it certainly is a beauty. The cover is in good company for Mr. Brooks has one of the finest collections in the country. Other fine items with scarce cancellations sold at very high prices in this sale, the highest price paid for a single 5c off cover being \$120 which was paid for a copy with a Baltimore R. R. cancellation.




Figure 34. This is the justly famous item known as "The Stephen Brown" cover. It is a fine example of the use of both the 5c and 10c '47's on the same cover. The 15c postage was triple the 5c rate so it is obvious that the letter was overweight.

Shades of the 5c 1847

Issued in imperforate form on thin bluish wove paper, the stamp is found in a considerable number of shades. The finest study that has been made of the colors of this stamp was made by Dr. Carroll Chase. We realize perfectly well that many collectors are not much concerned with the color of the stamp they have or are still trying to obtain, and we also realize that the Ridgway book on color is accessible to only a handful of people. Nevertheless, the following information is of importance to every collector that makes even a modest attempt at specialization on this stamp and we thus feel that it belongs in this article. We believe there is considerable specialized interest in the 5c '47 and consider it almost certain that this interest will grow still further in the next few years.

The mere fact that a serious student can advance to the point where it is possible to assign a stamp to a definite period of production thru the slight differences in the shades and the impression of the stamp, should be of enough interest to warrant the inclusion of the findings of Dr. Chase. We quote directly from his article:

"By the examination of a large number of dated covers it has been possible to determine with considerable accuracy the sequence in which these various tints and shades appeared. Thus by noting the color, together with the impression (as indicating the amount of wear on the plate) it becomes possible to assign any given

copy—not too badly discolored or “oxidized”—whether on or off cover, to the approximate time of its issue. A list of all the colors sufficiently distinct to allow of listing is given forthwith, Ridgway’s “Color Nomenclature” being the authority for the names in parentheses.

1847

Orange brown (Auburn—11m)
 Bright orange brown (light auburn—11 l)
 Dark brown (chestnut brown—11’ m)
 Black brown (dark Van Dyke brown—11” o)

1848

Dark brown (chestnut brown—11’ m)
 Dark reddish brown (deep Rood’s brown—11” l)

1849

Reddish brown (dark russet—13’ l)
 Bright reddish brown (dark pecan brown—11” j)

1850

Grayish brown (light Mars brown—13’ m)
 Dark grayish brown (Mars brown—13’ m)
 Dark olive brown (Prout’s brown—15’ m)
 Orange (cinnamon-rufous—11’ j)
 Brownish orange (dark cinnamon rufous—11’ j)

1851

Deep brownish orange (hazel—11’ k)
 Dark brownish orange (dark hazel—11’ l)

“It should be understood that there are more slight shades and tints than are given here as the colors often grade gradually from one to another. The list attempts to give only those prominent enough to deserve a separate name.

“The rarest colors are the true orange and the black brown, while the bright orange brown, the bright reddish brown, the brownish orange and the dark olive brown are not much commoner.

“What commonly are called “oxidized” copies—in reality they are the opposite—being “reduced”—may be found in varying shades up to a pretty fair black. Peroxide of hydrogen carefully applied will return them to their normal color. Stamps showing false colors and various degrees of fading also exist. These usually have been caused by prolonged exposure to sunlight, or by chemicals used in an attempt to remove a cancellation.”

The author would be the most surprised person in the world if any five “experts” could look at a dozen of the stamps and agree 100% as to their shades. Some things are impossible of solution and agreement on 15 different shades is one of them.

Cleaned Stamps

Cleaned stamps quite often are found in this issue as many of the stamps were cancelled by pen strokes with ordinary ink which is not too difficult to remove. Dr. Chase once made the statement that 95% of all of the “Unused” copies of the 10c 1847 stamps that he had seen were in reality cleaned copies. The 5c stamps that have been cleaned often differ slightly in shade from any normal copies and have a rather dull and lifeless appearance. It is often easy to detect these copies by placing them face down in benzine—usually the tell-tale lines of the pen points can be seen. The chemical usually used to remove the cancel almost invariably bleaches the blue paper which of course offers another good test in checking for a cleaned stamp. Cleaned stamps can almost always be detected with an ultraviolet lamp.

When cleaned copies are regummed, as they often are, the gum does not often approximate that of the originals. The original gum was usually thin, inclined to crackle, and was somewhat yellowish in color. The gum was applied by hand by, so it is said, an apprentice engraver and an apprentice printer who

also were used as watchmen. Three nights a week they hand-gummed the sheets of stamps and hung them up about the room to dry. (I wonder how they kept them from curling?) Some of these cleaned copies have been cancelled with various fancy cancellations and on really clever fakes of this nature the collector who does not have recourse to a quartz lamp, (and the ability to understand what is to be seen with such a lamp) is apt to be taken in on such an item. One test that has some value in this case is to examine the back of the stamp by holding it to a strong light in an effort to determine if the ink has penetrated to the back of the stamp. Modern inks seem to penetrate much better than the old inks and this is particularly true if the fiber of the paper has been weakened by the addition of a cleaning agent or by the passing of time.

Paper

The paper of the 1847 stamps is usually described as a thin bluish wove paper and this description fits most of the copies that are found. However, copies of the 5c and 10c exist on a paper that does not appear to have any of the bluish tinge. It is known that on many of these copies the color has been discharged either by chemicals or by natural means but there is some chance that the copies found on what appears to be a paper that is similar or identical to the white paper found on some of the 5c New Yorks may have actually been issued on this white paper. It should be remembered that both the 5c and 10c were printed on white bond paper in the form of large die proofs and such items are known trimmed down to look like the issued stamp.

It is apparent, upon an examination of a large number of copies of the stamps, that the bluish color was either very unstable or that it varied considerably at the time the paper was made because it is not at all difficult to find a considerable range of shades in the paper. In many cases we think this may have been brought about by a very slight chemical reaction that took place during the long periods of time that most of these stamps remained in contact with the covers they carried. We are certain that most students have observed the changes in paper shades that have taken place on stamps that have been in contact with the pages of certain albums. One very well known U. S. album seems to cause a rapid discoloration of the orange colored stamps of the 1922-1932 issues. This change is in the pigment of the stamps but it shows what contact with a certain paper can accomplish in a very short period of time.

We had a letter from Stanley Ashbrook in which he stated that both he and Ezra Cole were of the opinion that there are 5c and 10c '47's on white paper and that this paper is not a bleached bluish paper. He stated that of course he didn't apply this to all white paper copies because he was certain that some such items were originally on bluish paper. He said that the stamps he has in mind are on a paper that he believes was always white.

Such copies as we have seen on paper that is no longer bluish seem to be on a yellowish paper that does not have as smooth a surface as most of the normal bluish paper. Frankly, we do not know whether or not this is paper that has lost its bluish color, due either to natural or artificial causes, and we have no means at our disposal for trying to determine if such changes have taken place.

The paper on much of our early issues varied considerably in thickness and texture and it is quite likely that some variations from the normal thin bluish wove were delivered and used for the 1847 issue. However, we think no one will dispute the statement that most all of the '47's are on paper that still is bluish. Furthermore, it is very probable that most of the stamps that are not now on bluish paper are on paper that originally was bluish but which has lost its color, for one reason or another, in the period since it was printed. Stamps on paper that has always been white, if they exist, must be classified as scarce.

Plate Varieties on the 5c 1847

There are not a great number of noticeable plate varieties on the 5c stamp. Varieties given catalog recognition are "Dot in U in upper left corner," which may not exist on an issued stamp, "Dot in S in upper right corner," and four double transfers which we have the pleasure to show in the fine illustrations made by Stanley B. Ashbrook.

The "Dot in S" variety no doubt was caused by the adherence of a small bit of metal to the transfer roll during the process of rocking in certain positions on the plate. The variety has been determined to have been on all of the positions of the stamps from the 9th vertical row of the left pane of "Plate 1" although there is just a possibility that it did not show on every single copy printed from the lower end of the row. Dr. Carroll Chase once claimed that the nearer the top of the row, the stronger the "Dot," which almost certainly would indicate that these positions were entered from the top of the plate to the bottom and that the small bit of metal or extraneous material gradually wore away. We do not know from what item or items Dr. Chase drew his conclusions. Capable students who have seen the Emerson plate proof block seem to think there is little variation in the intensity of the dot as it appears on the stamps in the portion of the 9th vertical row of the left pane of plate 1 which is contained in this item. Dr. Chase may have obtained his information from a larger plate proof block that later was cut up. A block of 30 of these proofs that was formerly in the Emperson collection contains the "Dot in S" varieties and we are privileged to show an illustration of this well-known item.

There is now good reason to doubt that the "Dot in the U" is an actual plate variety. Ashbrook called our attention to the fact that he as well as Karl Burroughs, Percy Doane, and other students of note never were able to find any trace of a stamp having this variety.

It is surprising that so many people confuse the "Creased paper" variety with the "Cracked plate" variety. We recently were shown a creased paper



Figure 35. The left stamp shows the "Dot in the S" variety. The dot in this particular stamp is quite strong and numerous examples will be found that do not show this dot to such advantage.



Figure 36. The "Dot in the U" shown on this plate proof does not now seem to be a real variety but rather is a freak inking variation. It has not been found on a stamp despite a vigilant search by our best students.

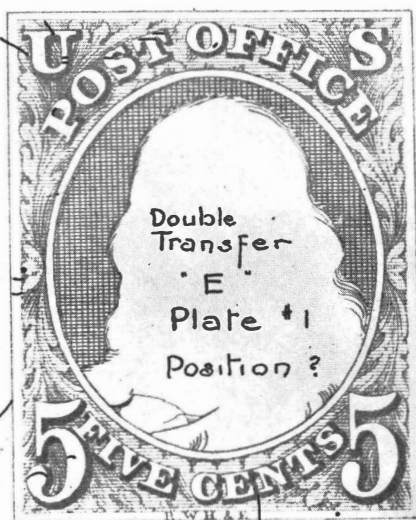


Figure 37 (Left). This drawing shows the marks found on a consistent plate variety called by its discoverer, Stanley Ashbrook, "Double Transfer E." His description is as follows: "I have located five different copies of this position, proving the variety is consistent and an actual plate variety. Further, I located a copy on a cover used in 1848, proving that it comes from plate 1. Some of the lines may be scratches but the principal ones are evidently traces of a former entry. Note the curve in the left "5." (Note that Ashbrook had not as yet, as he did eventually, realized there was but one plate of the 5c 1847. L.G.B.) (Drawing by Ashbrook).

Figure 38 (Right). (Drawing by Ashbrook).




Figure 30. In an excellent article published in *THE STAMP SPECIALIST*, Stanley B. Ashbrook thoroughly covered the Double Transfers on the 5c 1847. For some years there has been a certain amount of doubt by some students over the actual status of the item that is listed by Scotts as Double Transfer "D" and one of the great collectors, Stephen Brown, held to the opinion that the "D" was not a true double transfer but was a "kiss." Ashbrook was the original discoverer of the "D" and consistently held to his original idea that it was true double despite the fact that 20 years of hunting both by himself and many other students failed to discover a duplicate of the variety. In regard to Brown's opinion that it was a "kiss," Ashbrook wrote as follows in his article: "Brown searched high and low for "C" and "D" copies but was never able to find examples of either one, and he eventually came to the conclusion that the "D" was not an actual plate variety but an error of printing, which is commonly called a "Kiss," or as one authority has dubbed the variety, "An Imitation Shift." This brings up quite an interesting point. Inasmuch as there is no relationship between the origin of a double transfer (actual plate variety) and a "kiss," then there must be quite a decided difference in examples of the two varieties."

The unexpected seems to happen just often enough in the study of stamps to cause students to continually hope against hope that "something will turn up." And that is just what happened in regard to the "D" shift. As Ashbrook stated in his article, Lambert Gerber of Tamaqua, Pa., recently discovered this elusive item and, best of all, it was in a block which may possibly help in plate reconstruction if such is ever attempted. This block was in the Dr. Coopersmith collection at the time it was disbursed by Sylvester Colby in 1946. We are pleased to illustrate this stamp here. Ashbrook is anxious to see any copies that bear this shift or the "C" shift if any students reading this article have such items we know that he would be pleased to hear from you.

(Note by L. G. B.) In regard to the "Imitation Shift" as mentioned by Ashbrook, I think the following statement, which is a quotation from a letter received from Elliott Perry, is in order. I quote from Perry: "So far as I know, I am the only writer who has used the expression "imitation shift," and if I am the authority referred to, the quote could be understood to mean that I consider a "kiss" to be same as an "Imitation shift"—which I have never done." Mr. Perry goes on to make this further observation: "It is not true that different causes must produce different results. Shift, double transfer, re-entry, fresh entry and perhaps other items do not always indicate the same cause yet all produce the same result, i.e., duplication of lines on a stamp design. In my opinion an imitation shift could be so produced as to be indistinguishable (a) from a genuine D. T. on the plate, or (b) from an ordinary kiss, or (c) something in between those two phenomena or a combination of them. Or what had every appearance of being a shift might be merely the result of incomplete erasure of an entirely different stamp for which the plate had previously been used. This very thing occurs in the revenue stamps."

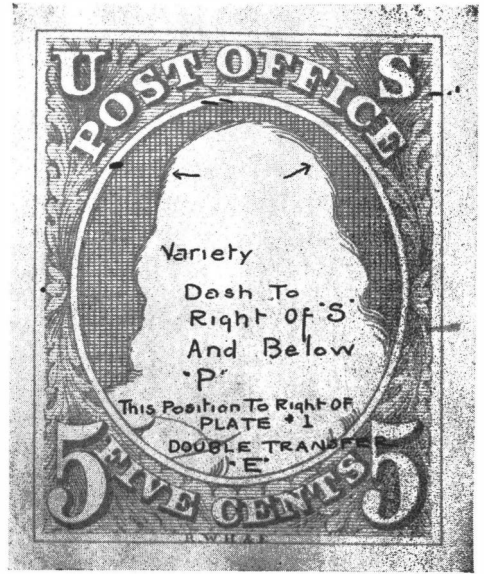


Figure 40. Photo of a position showing consistent plate scratches. Several copies from this position were found by Ashbrook.

Figure 41. Another interesting plate variety. (Drawing by Ashbrook).





Figure 42 (Left). (Drawing by Ashbrook).

Figure 43 (Right). Curl in left "5."





Figure 44 (Left). Double transfer "A" from plate position 80R1. (Drawing by Ashbrook).

Figure 45 (Right). Double transfer "B" from plate position 90R1. (Drawing by Ashbrook).




Figure 46 (Left). Double transfer "C." (Ashbrook's drawing refers to "Plate 2" There was no plate 2 as Ashbrook eventually realized). (Drawing by Ashbrook).

Figure 47 (Right). Double transfer "C." (Photo by Ashbrook).

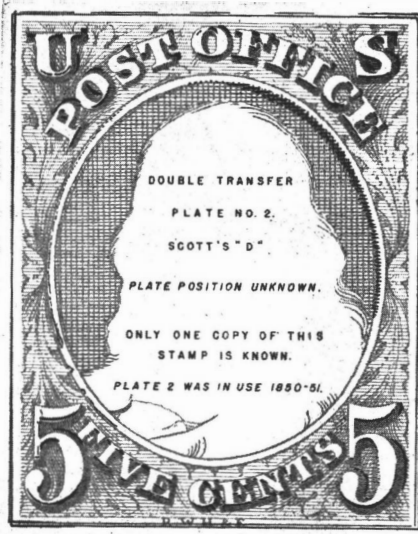


Figure 48 (Left). Double transfer "D." (Ashbrook eventually realized there never was a "Plate 2"). (Drawing by Ashbrook).

Figure 49 (Right). Double transfer "D."

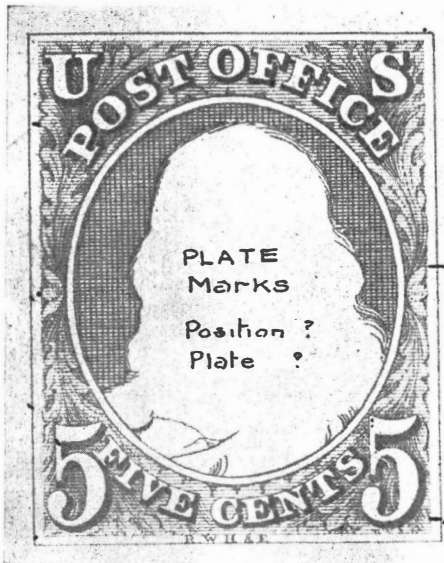


Figure 50 (Left). Position is 10-R-1. (Drawing by Ashbrook).

Figure 51 (Right). Position is 10-R-1.



Figure 52. This is a particularly interesting photo because it shows not only examples of double transfers A and B, but also two strips of three that were rejoined after being separated. The left hand strip, 79, 89, 99R1, was at one time in the Ashbrook collection. The right hand strip, 80, 90, 100R1, was in the Judge Emerson collection. Ashbrook visited Emerson about 1918, noted the strip in the Emerson collection, and expressed the opinion that his strip had at one time adjoined that of Judge Emerson's. Some time later Ashbrook checked the two strips and found his opinion verified. This item has had several owners over the years and was again sold in a Robert A. Siegel sale in February 1966 for \$1159.00.



Figure 53. This is the largest existing piece known from the 5c plate. It has long been known as the "Emerson" block of 30 but was purchased by Mr. Karl Burroughs and is illustrated by his kind permission. The block is a block of original plate proofs and is surcharged with the word "SPECIMEN" which has been almost completely filtered out of the picture in order that the impressions may be seen to better advantage. It should be noted that the 2nd row from the right shows the "dot in the S" variety on each stamp.

5c and the party owning it thought he had a cracked plate variety. It must be remembered that anything that enters into the plate—a scratch, dent, or a crack in the plate, shows up in the form of color on the stamp.

The 5c is known with a "Stitch watermark."

False Plate Varieties

False plate varieties exist that are very apt to confuse even qualified experts. The most common of these are caused by improper removal of the sheet from the press, which may result in some of the ink lines running or blurring. "Offset" prints may occur on the back of a stamp if the freshly printed sheets are placed on top of each other before the ink has dried. It has even been suggested to us that a "Double Offset" (from the face of a stamp to the back of a sheet piled on top of it, and then, by a slight change in the position of the top sheet, offset back to the face of the stamp from which the excess ink originally came) might cause an apparent double transfer that would be very dif-




Figure 54. Example of creased paper variety on the 5c. (Photo courtesy of Waldo V. Kenworthy).



Figure 55. This happens to be an illustration of position 90R1 which is the position of double transfer "B." However, the double transfer has nothing to do with the line of color that extends from the top of the right frame line to the bottom frame line of the stamp above it. This is a printing variety and probably did not again occur at this position. Figure 56. Another printing variety similar to that shown in Figure 52 except that this stamp is from a top row, exact position not known. (Courtesy Waldo V. Kenworthy).

fault to detect from a genuine double transfer. Theoretically this would be possible; actually we do not know that it has occurred. The well known "dry plate" varieties in which ink fails to print on small, usually pin point areas,

often are taken for true plate varieties. "Creased paper" items as illustrated here are also printing varieties. Illustrations are shown that have lines of ink that have continued as apparent extensions of frame lines. They appear quite similar to cracks. It should be remembered that metal does not fracture in a straight line. Every crack in a stamp plate shows, under a good glass, as a jagged line. Most plate varieties show up as a line or spot of color because most of the things that can happen to produce a true variety produce either a crack in a plate, a bruise or a scratch. Such accidents produce a condition that allows ink to be retained by the plate in the same manner that the ink is retained in the normal engraved lines. Of course an accident to the back of a plate could cause a high spot on the face of the plate that would in turn result in the lack of color in the area affected, but this type of accident rarely happens.



Figure 57. Extended frame line at top between two stamps. Apparently caused by overinking.

Varieties and Colors of the Cancellations Found on the 5c 1847

Varieties of cancellations as listed by Scott include the following: "Paid," "Free," Railroad, U. S. Express Mail, "Way," Steamboat, "Steam," Steamship, Hotel, Numerals, Manuscript (pen cancelled), Used from Canada, and the Wheeling, W. Va., grid. Lawrence B. Mason had a 5c '47 cover with a "Hotel" marking. This has a pair of the 5c stamps that are cancelled with blue bars on the stamps and it has a blue "Rathbuns Hotel" marking on the cover. The cover also has a red New York postmark and the stamps were also cancelled with the red New York grid. Very few 1847 covers are known with "Hotel" markings.

Excluding pen cancelled copies, Red was the most common color used in cancelling these stamps. This was due to the fact that the various postmasters soon discovered that this color most effectively cancelled both the brown 5c and the black 10c stamps. Probably about 75% of these stamps were cancelled in Red, about 15% in Blue, around 8% in Black, with the remaining 2% divided into Green, Orange, Violet, Magenta, Ultramarine, and a few other odd shades. The true bright green cancellation is the most desirable of the lot. Target can-

cellations are very rare on this stamp and we understood from Ashbrook that it has been found used only from Greenwich, N. Y., and Hanover, N. H., up to this time. He mentioned them only in red but we recently saw a copy with a black target but the town origin is not known to us. Another desirable cancellation is the "Binghamton herringbone" which is known in red, in black, and in green. The Trenton Star and "circles of short red dashes" are other fine cancellations.




Figure 58. A fine cancelled "TROY & NEW YORK STEAMBOAT" in blue. (Courtesy of the late Philip H. Ward, Jr.)




Figure 59. The rare "Herringbone" cancel of Binghamton, N. Y. (Ex-Newbury collection).




Figure 60. A pair of the 5c used with a Blood's Local and tied with a "PHILADA RAILROAD" in red. This cancellation not only ties the pair to the cover, but the cancellation appears separately on the cover. The cover bears a "NEW YORK SEP 25" postmark in red. (Courtesy of the late Philip H. Ward, Jr.)




Figure 61. A fine valentine cover bearing odd manuscript as well as grid cancellations. (Ex-Newbury collection).




Figure 62. A magnificently cancelled stamp with the Housatonic Railroad cancellation. (Harold C. Brooks Collection)




Figure 63. An unusual 1847 cover in that it was not fully paid. It is just about certain that this particular cover was overweight but it would not have been impossible for a cover such as this have been marked Due 5 if it had been sent after the stamps had been demonetized. (Courtesy Walter S. Fishel).



Figure 64. Two beautiful pairs on a cover sent to Canada. The stamps are tied by red grids, the upper pair also is tied by a red New York postmark while the lower pair is tied by the Canadian Receiving postmark of Queenstown, U. C., June 2, 1849. (Ex-Edward S. Knapp collection).



Figure 65. A fine and unusual cover bearing two extremely fine singles of the 5c and a copy of the "U. S. Mail" carrier. (Ex-Edward S. Knapp collection).



Figure 66. This beautiful cover has the stamp cancelled with the "Way 5" marking. Ashbrook was of the opinion that this was an "origin" marking rather than a marking indicating that a Way fee was due. Some students might think differently but that is what makes these covers interesting. (Ashbrook photo).



Figure 67. A beautiful cover with the scarce Hudson River Mail marking. It is cancelled with the "17 wavy bars grid" of this unusual marking on the stamps as well as the Hudson Riv. Mail, N. Y. August 3, in a circle in red. The owner of the cover, Cpl. M. H. Judd, told the following interesting story about the cover: During the great Cholera Epidemic of 1849, which was especially bad during the months of July and August, the President of the United States proclaimed Friday, August 3, 1849 a day of prayer and fasting and all business houses and public offices were closed. Thus this letter was taken directly to the steambot and mailed because the New York Post Office was closed. All of this was confirmed by the contents of the letter. (Ashbrook photo).




Figure 68. A normal cover mailed on April 17, 1850 from Baltimore to Philadelphia. See Figure 69 for the connection between these two covers. (Ashbrook photo).




Figure 69. These two covers are of interest for more than one reason. The letter shown in figure 67 was mailed on April 17th and the letter shown in figure 68 was mailed just one day later, (in 1850), by the same person to the same addressee. The letter mailed on the 17th was just a normal letter but the other, with the Philadelphia "R" in blue was a Recorded Letter. These were usually called a Registered Letter but we did not have a registration system until 1855. Such "R" letters were sent separated from the regular mail. A request was made that the letter be recorded by the postal clerk as having been placed in the mail at a particular time. Another feature of these two covers is the fact that the stamps have the sharp impressions that were obtained for a time after the plate had been cleaned and handled carefully late in 1849 or early in 1850. Such stamps used to be called "Plate 2" stamps until it was proved that only one plate was used to produce the 5c 1847 stamps. (Ashbrook photo).




Figure 70. Red Grid cancellation used at Chicago in 1850. (Newbury collection).

I do not have an illustration of a cover sold in the Caspary Sale of a pair of 5c '47's used from Montreal to New York. It was shown and described in Catalog #2 of the Sale held by H. R. Harmer, Inc., in 1956. Described as follows: "USED FROM CANADA: 5c dark gray brown on pronounced blue paper, an immaculate horizontal pair, beautiful beyond words. On small, tidy cover, neatly cancelled and tied by clear Canadian target killers. Cover bears red town postmark of origin MONTREAL, May 2, 1851, curved red framed "CANADA" and is addressed to New York. Excessively rare, and one of the most outstanding of the 1847 covers known." I agree with the description and consider it to be a magnificent cover.

Ezra Cole once showed me a very interesting cover with a pen-cancelled 5c '47 that was part of the postal marking "Lake Champlain Mail, 15, Aug. 1849" written by pen. This is an extremely rare item written aboard the Steamer "Burlington" and addressed to New York.

Important Find of 1847 Covers

An interesting find of 1847 covers was made in 1940 by Stephen C. Lyon of Providence, R. I. This find was made at the Columbia Bank of Columbia, Pa., and consisted of 96 copies of the 5c 1847 and 2 of the 10c, all on cover. These covers form a fairly complete run of dates commencing with August 19, 1847, and continuing to June 13, 1851 so they are of particular value in studying the shades and other variations in the stamps. It is from finds like this that the sequence of the various shades, the state of wear of the plates, and the quality of the printing can best be studied.

5 Cent 1847 Bisect?

While bisects never were officially recognized by the Post Office Department, they were by many Postmasters and in at least one instance their use was encouraged! The late Dr. Iver Johnson found in *The Evening Post*, a New York paper, this notice in the issue of Jan. 5, 1850: "STAMPS FOR NEWSPAPERS—At the post office in this city a hundred and fifty newspapers not coming from the office of the paper which published them, are daily rejected because the postage is not paid in advance.

The Postmaster, we learn, has just determined to allow the five cent letter stamps, divided in halves and quarters, to be used in payment of the postage of newspapers. Half of one of these stamps divided diagonally, and pasted on the envelope, will be received as equivalent to the payment of two cents; a quarter, by the same mode of division, is equivalent to the payment of one cent postage.

This arrangement will obviate the necessity of a great deal of delay at the postoffice windows, in the payment of newspaper postage."

Dr. Johnson is said to have found one such 1847 split on cover but his unexpected death seems to have buried it and his contemplated article.

5 Cent 1847 Used To Pay 2c Drop Rate

Creighton Hart has a fine 5c 1847 used at Baltimore to pay the 2c Drop rate. The cover is of course addressed to Baltimore and the use of the stamp of course represents a 3c overpayment. The stamp is perfectly tied with a large numeral "2" in a circle. Why was it used? Possibly the Post Office was closed and this was posted in a letter slot after hours on the theory that an overpay was preferable to a delay.

The Famous "Minneapolis Corner" on the 5c 1847 Stamp

One of the interesting stories that can be told about the 5c 1847 is the story of the once famous "Minneapolis Corner" on this stamp. About 1911 a gentleman by the name of Frank H. Lord with an associate, H. G. Smith, decided to attempt to corner the floating supply of the 5c '47. At the time they started their operations the price of the stamp, in wholesale lots, was from 25c to 35c. Their operations eventually forced up the price to some extent but I do not believe they ever paid as much as a dollar for a copy. Prices paid were per stamp and no premium was paid for the many pairs and strips they obtained. They succeeded in accumulating 3,318 copies of the stamp. Mr. Lord bought out Mr. Smith and moved to California in about 1914 or 1915. He sold about 400 copies of the stamp to a Mr. Richardson and some 200 copies to other collectors. In 1916 John Klemann went to California and bought the balance of the Lord accumulation which at this time consisted of 2,687 copies. We understand that he also bought the Richardson lot at this time. Many of the fine items from this stock were then sold to A. K. McDaniel of Denver whose fine collection was later sold to Senator Ackerman through arrangements made by Elliott Perry. Lord and Smith did not turn down all pen cancelled stamps but we do know they refused some 130 nice pen cancelled copies when they purchased a considerable quantity of the 5c '47's from A. A. Quevli of Windom, Minn. Later, these 130 stamps were purchased by A. B. Cassell for several times the price at which they were offered to Lord.

Another large Twin City accumulation of the 5c was formed by Wm. Mannheimer of St. Paul. At one time he had some 700 four-margined copies of the 5c. Cassell purchased 100 copies from this accumulation for \$500 in 1930 and later obtained another 100 copies of the Mannheimer lot that had been purchased at about the same time by Charles Crapser. Cassell obtained these and considerable other material in a trade deal with Crapser in which Cassell gave as his part of the trade just 1200 copies of the "Penny Black."

Shades: Red brown, pale brown, brown, dark brown, grayish brown, blackish brown, orange brown, brown orange, orange.

Varieties: Dot in "U" in upper left corner, Dot in "S" in upper right corner, Double transfer "A" of top frame line (80RI), Double transfer "B" of top and bottom frame lines (90RI), Double transfer "C" of bottom frame line lower part of left frame line, Double transfer "D" of top, bottom and left frame lines, and numerals.

Plates: Plate one.

Cancellations: Red, red brown, blue, magenta, orange, black, ultramarine, green, violet.

Cancellation Varieties: Red town, blue town, magenta town, orange town, black town, violet town, ultramarine town, green town, "Paid," "Free," Railroad, U. S. Express Mail, "Way," Steamboat, "Steam," Steamship, Hotel, Numerals, "Wheeling, W. Va., grid," Manuscript, Canada.

Quantity issued: Approximately 3,700,000 issued to postmasters.

Chapter VI

THE TEN CENT STAMP OF 1847 (Scott 2, Minkus 2)





Figure 71. This 10c 1847 on a valentine cover is a philatelic treasure and may well be the most attractive 1847 cover in existence. It was carried only the short distance from Potsdam to West Potsdam, N. Y., which accounts, in part for the fact that both the cover and the original valentine which it still contains are in excellent condition. It was for many years but one of the many unusual covers in the well-known collection of the late Mrs. H. A. Diamant.

General Information

This stamp was first sent to the postoffice on July 1, 1847, and as was the case with the 5c, this postoffice was at New York City and was the only office supplied on this date. As mentioned earlier, a very fine table of the dates and quantities of stamps in the shipments of these stamps to the postoffices is to be found in "Postal Markings of the United States 1847-1851" published by Wm. R. Stewart. We believe the earliest known use is July 9, 1847.

The portrait of Washington which appears on the stamp is after a painting by Stuart and is obviously cut down from a stock die that was in the possession of Rawdon, Wright, Hatch and Edson. This stock die was used on several bank notes produced by the firm and is illustrated earlier in this book.



Found in Portland, Maine, September 1927



These pieces are the largest known. The nearest approach is a block of six and a strip of six. But few other blocks exist.

Figure 72 (above) and 73 (below). The Bandholtz find, the two largest known pieces of the 10c 1847. (Photo courtesy of Daniel F. Kelleher).

Largest Known Pieces of the 10c 1847

The two largest known pieces of the 10c '47 came from the same cover which was used from Cleveland, Ohio, to Providence, Rhode Island. This remarkable cover was found by C. H. Bandholtz in the 1920's. One of the pieces consisted of 14 stamps made up of the entire top row of 10 stamps plus the first four stamps in the second row, while the other pieces consisted of a horizontal strip of 10. It is remarkable that all of the stamps are in fine condition, although they are pencancelled. When Bandholtz found the cover he sold it to Philip Ward.



Figure 74. A magnificent used block of the 10c 1847. This item is actually lightly cancelled with a red grid which has been eliminated from the photo by use of a filter. The item is purposely shown in large size so that the differences in the frame lines can be observed. It was largely thru these differences in the frames that Elliott Perry was able to plate the 10c stamp. (Courtesy of Norman Serphos).



Figure 75 (Left). The famous "Lozier" strip of four. (Photo by Perry).

Figure 76 (Right). Two strips of three rejoined after being separated for a great many years. An interesting and most unusual occurrence. (Photo by Perry).

Jr., who then sold it to George F. Tyler of Philadelphia. When the Tyler collection was broken up the two items in question were sold to Frank R. Sweet at what then was the highest price yet paid for a U. S. item—not even excluding the sheet of the 24c airmail inverts! The price has been exceeded since by a single block of the inverts.

The finest unused single undoubtedly is the tremendous sheet margin copy sold in the Caspary Sale in 1956 for \$1800.00. This is a record that might stand forever unless this particular copy is resold. It has a sheet margin at the top, wide margin at the bottom, and shows large portions of the stamps at each side. An almost unbelievable copy.

The finest mint block known is a beautiful full o. g. block of 6. We believe the only other known unused blocks are the one which was formerly in the Arthur Hind Collection and one other block. There is a famous unused strip of four which was purchased by J. Murray Bartels in 1898 from a government employee who found the strip in his father's correspondence. This item is in superb condition and came from the upper left corner of the sheet. It has large sheet margins on the left and top and fine margins on the other two sides. Mr. Bartels sold this strip to Alexander Holland for \$125 which was considered a fine price at the time since the strip catalogued at \$20 per stamp, or, as strips were figured in those days, 4 x \$20 made \$80! The item then went to the Sussdorf collection, thence to the Nassau Stamp Company and from them it went to Joe Lozier. The Scott Company bought the Lozier collection for \$101,000 and eventually sold the strip to Mr. Duckwall for a reported price of \$7,000. From Duckwall the strip went to W. H. Colson and we believe it then went into the collection of A. H. Caspary that has since been sold at auction.

In used items, one of the few used blocks was in the Judge Emerson collection, another is in the Knight collection at Brown University, while in the recent "New York City Find," which was purchased by Norman Serphos, there was a block of 6. We understand that two horizontal strips of 6 do or at least did exist on covers. The Ackerman collection had several strips of 3 and 4 on covers and had five strips of 5. O. J. Olson of St. Paul had a nice strip of 5 at the time he sold his collection a few years ago. One of the finest 10c '47 covers has a horizontal strip of 4, used from San Francisco to New York, dated Jan. 1, 1851. This is a beautiful and unique item.




Figure 77. This is an illustration of one of the most celebrated 1847 covers. It was sent from Waukegan, Illinois to Canandaigua, N. Y., and is beautifully tied and cancelled with an odd wide space grid in deep red. The positions are 11, 12, 13, and 14L. The cover sold for \$2175 in the Knapp sale, but it brought \$7250 in the Caspary sale.

Premier Students of the Stamp

The premier students of the 10c '47 were Dr. Carroll Chase and Elliott Perry. It is almost safe to say that they have contributed to other students, thru their writings and teachings, the big bulk of the facts known about this stamp.

William B. Sprague was one of the early students of the 10c and he and Dr. Chase, working together, made considerable progress in the plating of the stamp. They were finally obliged to stop work on their project due to the fact that they had examined all of the multiples available to them, and because Dr. Chase went to France and joined the French Army at the time of World War I.

The first really important article on this stamp was written by Dr. Chase and appeared in "The Philatelic Gazette" in 1916. In view of the fact that Dr. Chase was the real pioneer in this very difficult field, where the material necessary to a detailed study is so limited, the article was remarkably accurate. Dr. Chase had not succeeded in completing the plating of the 10c at the time he sold his collection in 1919 and he had, up to this time at least, the opinion that the 5c and 10c stamps were printed from two plates of 100 subjects each. In view of the fact that Dr. Chase was recognized as the peer of any man in the world in the art of plating stamps, (the evidence of this is his magnificent work on the 3c 1851-1857 stamps), it is obvious that the reason he was unable to plate the 10c was due to the lack of material available to him. His erroneous conclusions regarding the size of the plates of the 5c and 10c '47's can be traced directly to the fact that no "straddle pane" copies had been discovered at the time he was working on this stamp, or, if they had been discovered they were unknown to him. In the words of Elliott Perry, "It is quite evident Dr. Chase reached his incorrect conclusions regarding the earlier plates either from lack of suitable material—which is probable,—or from incorrect observation—which is improbable,—or from attempting to reconcile what the stamps revealed with the only statement which has come down to us regarding the plates of the 1847 stamps (Perry is here referring to the affidavit of destruction of the plates) and which his own study of the stamps forced him to admit did not tell the whole truth, even if it were partly true."

Dr. Chase recognized that the proper requisites for plating the 10c could be found on the stamps but, in his own words, as stated in 1916, he felt that "No man, even had he an unlimited purse, could possibly get together the requisite number of these pairs, strips and blocks of 10c 1847 to do any extensive plating."

The 10c 1847 is Plated by Elliott Perry

Elliott Perry did succeed in plating the 10c '47 and we know of no greater compliment to this feat than the preceding statement that was made by Dr. Chase some seven years before the plating was accomplished!




Figure 78. This is a fine example of a vertical pair. Such items are much scarcer than horizontal pairs and are almost invaluable in plating. The pair pictured is on a cover and as such is very rare and may be unique. (Pho'o by Perry).

A rather unusual chain of circumstances led to the plating of this stamp by Perry. The start of the story goes back to the negotiating by Perry for the

purchase of the A. K. McDaniel collection of the 5c and 10c '47's by Senator Ackerman. Later, in 1919, Perry purchased the 10c '47 collection of Dr. Chase. Thru an agreement with Mr. Ackerman, Perry picked out and sold to him the items that fitted into the combined McDaniel-Ackerman lot. Mr. Ackerman desired to show some of his stamps at the International Exhibition in London in May, 1923, so in December, 1922, Perry went to England to make the preliminary arrangements for the exhibit. The Ackerman collection of the 5c and 10c 1847 stamps was selected as the most suitable for this exhibit but, since the collection contained a great deal more than could be shown in the frames available to Mr. Ackerman, it was necessary to rearrange the stamps which were to be shown.




Figure 79. The Big "Postoffice" Double Transfer. Probably the finest known example. (Ex-Newbury Collection).

When Perry started to rearrange the 10c stamps, one of the first things that came to his attention was the item that started him to attempt the plating of the stamp in spite of the fact that until this time he may have thought, as did Mr. Chase, that the plate could not be completely reconstructed due to lack of material. The item in question was a "straddle pane" copy from the first stamp in the right pane that showed the complete gutter and the right frame of the stamp from the adjoining position on the left pane. In other words, the stamp was R 1 and the portion of the stamp showing beyond the gutter was 10 L. This was naturally an exciting discovery as it offered proof that previous theories regarding the makeup of the plate were incorrect. From this discovery

item, which came from the McDaniel collection, and to which Mr. McDaniel had called his attention without realizing that it must connect the two panes, Perry soon deduced the fact that the plate must have consisted of two panes of 100 each. The idea that it might have been a plate consisting of two panes of 50 was immediately rejected because he knew of the existence of a horizontal strip of 6 which of course practically eliminated any possibility of the panes consisting of 50 stamps.

Perry had found some 125 distinct varieties in the Ackerman lot, about 50 of which he was able to assign to definite plate positions, by the time he reached London with the exhibit. When he returned from England in June, 1923, he began to solicit the cooperation of other collectors and thru their fine response he obtained enough singles, pairs, strips, and other pieces so that he was




Figure 80 (Left). On this drawing this Double Transfer is shown as Scott's "C" but it is now called the "B" Double Transfer. (Drawing by Ashbrook).

Figure 81 (Right). The well-known "Post Office" Shift from position 31R. This is Scott's Double Transfer "B".

eventually able definitely to assign all of the 200 stamps to their correct positions on the plate. This truly great accomplishment, which takes so little time in the telling, took thousands of hours of the most concentrated and skillful effort and will always stand as a philatelic monument to the outstanding ability and energy of Elliott Perry.

Perry's study of the plating of the stamp was published in the *Collectors Club Philatelist* in 1924, 1925, and 1926 and included illustrations and very detailed descriptions of each of the 200 positions. These issues of the *Collectors Club Philatelist* are very scarce. A complete set is highly valued by specialists of this stamp. The illustrations of all 200 positions of the stamp are very fine.

Varieties of the 10c 1847

The most important varieties known on the stamp are the various double transfers. The stamp is known with "Short transfer at top" and with a stitch watermark. Other varieties are "Vertical line thru second "F" of "OFFICE" (68R), with "Stick Pin" in tie (52L), and with "harelip" (57L). We are privileged to illustrate most of these varieties.





Figure 82 (Left). (Photo by Ashbrook).
Figure 83 (Right). (Photo by Ashbrook).

The above two illustrations serve to show the variety known as "Short transfer at top" which is found in various positions on the 10c plate. Some competent students believe that this is not a short transfer but believe the result to be observed is due to burnishing that was done at the time the plate was made. I believe it was due to burnishing.





Figure 84 (Left). The "Stickpin variety." (Drawing by Ashbrook).
Figure 85 (Right). The "Stickpin variety." (Photo by Perry).





Figure 86 (Left). The "Harelip variety." (Drawing by Ashbrook).
 Figure 87 (Right). The "Harelip variety." (Photo by Perry).





Figure 88 (Left). "Line thru F variety." (Drawing by Ashbrook).
 Figure 89 (Right). "Line thru F variety." (Photo by Perry).

The varieties shown in Figures 85/96 are not easy to see, so in an effort to show you how the stamps actually looked and then illustrate the variety so that it can be seen without difficulty, both drawings and photographs are used.





Figure 90 (Left). Although this fine drawing by Ashbrook has this as double transfer "B" it now is called "A". Position 1R

Figure 91 (Right). Position 1R showing the double transfer listed by Scott as "A." (Photo by Ashbrook).





Figure 92 (Left). Position 2R with double transfer is now listed, from position 1R, as Double Transfer "C," in the United States Stamp Catalogue. (Drawing by Ashbrook).

Figure 93 (Right). This Ashbrook drawing lists this as the "A" Double Transfer but Scott now lists this variety, from position 41R, as the "D" Double Transfer.




Figure 94 (Left). (Drawing by Ashbrook).
 Figure 95 (Right). (Drawing by Ashbrook).




Figure 96 (Left). (Drawing by Ashbrook).
 Figure 97 (Right). (Drawing by Ashbrook).

The above illustrations show some of the more prominent errors of recutting.



Figure 98. Top frame line extended at left. Possibly caused by ink run when sheet was removed from heavily inked plate. This is an inking variety that is not constant. The stamp shown here plates as 32R1.

“Knapp Shift”

A long time ago a great man said, “There are three sides to every question; your side, the other fellow’s side, and the right side.” We are quite sure that all sides have been covered in the controversy, engaged in by some of the leading students of the period, which has been concerned with whether or not this shift is a normal and a genuine shift. Some students have questioned the validity of the shift while others have maintained that the most thorough scientific examination definitely proves the shift to be good in every particular. In writing this book, no portion of it has taken more of our time than has this. We have written, changed, torn up, and then rewritten more pages on the Knapp item than the whole article on the 47’s contains.

When we wrote about the Knapp Shift in our earlier writings we never had actually seen the stamp although we had excellent photos of it. Since that time we have twice owned a half interest in this remarkable stamp, once with Robt. A. Siegel and once with Wm. O. Bilden. We have had plenty of time to study it and have come to the conclusion that it is the most interesting single 10c ’47 in existence. It is not a normal double transfer, although it certainly appears to be, and it is not in any way a fake. Were it not for the fact that it plates perfectly with other copies from the same position of the plate, 23L, we would certainly be of the opinion that it was a normal double transfer. Now the question becomes “what do we think it is?”. We believe it to be a most remarkable example of an offset from a slip sheet. Other opinions follow—take your choice

there or figure out a new solution! Thus far there have been presented a number of distinctly different opinions regarding the Knapp Shift:

1—The opinion that this is a true "shift" is presented at considerable length in "Philately of Tomorrow," published by The Philatelic Research Laboratories.

As we understand it, those who claim the Knapp Shift is a genuine plate variety state that it must have come from a very late state of the plate and that it came about in the following manner: When the plate was first made this particular position was partially, or improperly entered. This first entry is then supposed to have been covered with a smooth film of solder and burnished off so that this portion of the plate was flat with the lines in the plate now filled with the solder. A new entry was then made and the plate put to use. It is then surmised that sometime in the very late use of the plate that the solder in the lines now shown in the Knapp Shift came out of the plate with the result that the original entry shows up as a double transfer. Whether there is anything to this theory and whether or not it is the way the item came into existence has been the subject of a great deal of debate between numerous students. Apparently this is about the only way the item could have come into existence as a genuine plate variety. We believe this theory was first advanced as a possible solution to the Knapp problem by Horace W. Barr but whether or not Mr. Barr believes the Knapp stamp was produced in this manner is not known to us.

2—H. R. Harmer, the well known English dealer, examined the stamp and in his house organ "Harmer's Stamp Hints," of September, 1941, definitely declared this "shift" to be a fake made by "painting."

Mr. Harmer is not alone in this opinion that the "shift" is a "painting". We have had several good students, whose opinions we have always valued on stamps, tell us that they think it is a painting because they believe that the lines of the shift do not exactly match the normal lines and that some lines are too heavy while other lines they feel should show do not show at all! One of them recently wrote us to the effect that he had just seen a "painting" that was so clever that he believed that the faker could just as well have painted the Knapp Shift. That may or may not have been true—some fakers are so good their work is almost impossible to detect. One of the many stories that used to be told about Sam Singer was that he was so good that he actually bought back some of his own repair jobs without knowing they were repaired—and Sam was clever enough to fool 99% of those who read these lines!

3—In issue No. 42 of "Pat Paragraphs," Elliott Perry states that this "shift" is due to an accident of printing. We quote from Perry's article:

"There is reason to believe that when the American Bank Note Company was asked to examine the Knapp stamp they were not aware of a very important fact viz., they did not know about the other 10c 1847's which came from the same plate position and on which there is no trace of such duplication of lines as appears on the Knapp stamp. Had the American Bank Note Co. experts clearly comprehended that fact I have not the slightest doubt their report would have stated that although the stamp was genuine, the "Shift" was caused by something other than a re-entry on the plate.

Not long after that I was able to consult some people whose business it is to know about such matters. Nobody outside or inside the American Bank Note Co. is likely to be better qualified to render a reliable opinion than are those whom I consulted. Knapp could have consulted them just as easily as I did. They were given all the facts I had and examined my material. When they satisfied themselves that the stamps without the "shift" were in all other respects identical with the Knapp stamp they told me the Knapp "shift" was caused by an accident of printing which sometimes occurs when certain processes are used in printing. The resultant impression is so well known that they even had a name for it. They explained how this freak impression occurs and how it resembles a print from a double entry. It has the appearance of an engraving and is likely to meet with all the tests by which a print from a line-engraved (intaglio) plate may be identified. It may be such a perfect imitation of a genuine shift that if no normal copies existed which could be proven to come from the same plate position it would be accepted as a genuine re-entry without question."

The truth of the old Chinese saying "One picture is worth a thousand words" can be put to the test here for we now illustrate the Knapp Shift and the normal stamp, both of which came from position 23L on the same plate.




Figure 99. This drawing serves to show the extra lines appearing on the "Knapp Shift."
(Drawing by Ashbrook).



Figure 100 (Left). No. 23L on the 10c plate. This is the same plate position as the stamp on which the "Knapp Shift" exists. So far as is known to us, all copies, with the single exception of the Knapp item, have the same characteristics as the copy shown here. The white cross lines shown here were on the negative and not on the stamp. We consider this position to be an interesting one and would be very much interested in seeing any copies from this position that show any variation from the normal. Perry's article in the January, 1926, Collectors Club Philatelist give the plating marks of this position as follows: "The position dot is a long oval placed diagonally between the upper and middle segments of the trifoliate and not touching either segment. (Perry is referring to the left trifoliate ornament which is between the left frame line and the center portion of the white oval that surrounds the portrait.) The left half of the top frame is quite heavy but it tapers off toward the right and the last 3mm are noticeably weaker. The right frame was partially recut. It is a very thin fine line for 10mm at its upper end and for 3mm at its lower end, the section in between being decidedly stronger. The bottom frame is straight and even, but not heavy. The left frame was partially recut and is character-

istic. Commencing abruptly 3mm from the lower end it is strong up to the lower top of the trifoliolate, then broken, ragged and thin up to opposite the "P" of "POST," while the upper and lower ends are each a fine continuous line. This position is identified without trouble, but if both the right and left frame lines are not complete it may still be identified by a dot in the middle of the white border at the left $4\frac{1}{2}$ mm below the top frame." When one considers that Perry painstakingly determined the plating characteristics for all of the 200 positions one can gain a slight insight into the magnitude of the task he accomplished in his plating of the 10c 1847. (Photo by Perry).

Figure 101 (Right). This is an excellent photo of the "Knapp Shift." By means of a filter mos. of the grid cancellation cancelling the stamp has been eliminated from the photo. (Photo by Ashbrook).





Figure 102 (Left). A remarkable ink variety that has some of the appearances of a double transfer. (Photo by Perry).

Figure 102a (Right). Another false plate variety. Numerous examples of these inking or printing varieties exist and are often mistaken for true plate varieties. Usually the lines are blurred to a considerable extent and thus they usually can definitely be determined to be false varieties. (Photo by Ashbrook).

The "Wheeling Grid" Cancellation

Another controversial point in regard to both the 5c and the 10c '47's is whether or not the so-called "Wheeling Grid" actually is a precancel or whether it merely is some sort of a control mark. This particular cancellation was certainly applied before the stamp was placed on the envelope but the stamp was also cancelled with a further marking when the letter was mailed or dispatched.

Quite a number of articles have appeared in the philatelic press, particularly in the July, 1941, issue of *Stamps*, in which numerous students argued whether it was or was not a precancel. The opinions are divided. It is obvious that the cancellation, (in the form of a gridiron struck in red in the center of a block of four stamps in such a manner that one-quarter of the grid showed on the corner of each stamp in the block) effectively cancelled the stamp before it had actually been applied to the envelope. In other words, as it was obviously cancelled, this stamp certainly would not have been accepted for use in any city except Wheeling. In this sense of the word the stamp was effectively cancelled before it was applied to the letter so it can be said that it was pre-cancelled. Regardless of the intention of the postmaster, the minute the grid was applied the stamp was a cancelled stamp. We feel quite certain that the intention of the postmaster was that the grid was merely a control mark. This control may have been applied with the idea that it would reduce the likelihood of theft of stamps from the postoffice or, in the event the stamps were stolen, the mark

would have made them easier to trace. If this is the real reason the mark was applied it would seem that the Kans. and Nebr. surcharges represented, as far as this country is concerned, an old idea and not a new one as most collectors believe. Actually the idea itself is an old one that was used by Mexico as early as 1856 with its district name overprints. It has been suggested that the real reason that the stamps were so marked was that this mark was a sort of control over the mail that was deposited in the postoffice by box holders that had charge accounts with the postmaster. If so, these stamps were applied to the out-going mail of such parties and, at the time the mail was made ready to leave the office, all letters bearing the stamps with this grid were charged, or rechecked, against the accounts of the senders.




Figure 103. Here is a fine example of the 5c '47 with the "Wheeling Grid." (Courtesy Walter S. Fishell).




Figure 104. The Wheeling Grid. (Courtesy Walter S. Fishel).

We understand that all known copies of these stamps were cancelled with an additional cancel although such cancellation was not actually necessary as the stamps were effectively cancelled with the grid. We believe that the "Wheeling Grid" was discovered by Dr. Carroll Chase. Thru 1940 the U. S. Catalog listed these items as "Wheeling Precancels." In 1941 the item was dropped from catalog listing but in the current catalog it is listed as the "Wheeling Grid."




Figure 105. The "Wheeling Grid" as it appears on cover. The cancellation in the upper left corner of the stamp is the cancellation in question.

Shades of the 10c 1847

This stamp is found in Black, Gray Black, and Greenish Black. So far as is known, or appears reasonable to believe, all were printed from one plate of 200 subjects. So far as the Black and the Gray Black stamps are concerned, they may well have been printed from absolutely identical ink as this range of shade can be easily obtained by merely varying the amount of ink on the plate. Prove this to yourself by the very simple experiment of drawing a line of ink on a piece of paper—smear the ink with your finger and note the difference in shades along various portions of the line which is due entirely to the variation in the amount of ink.

Quantities of the 10c 1847

The number of 10c actually sold by the postmasters is not definitely known but the most reliable figures seem to indicate that about 865,000 of them reached the public. It is known that about 891,000 of them actually were issued to the postmasters but some were returned and destroyed when the 1851 issue was made. In the report of the Postmaster General dated November 15, 1851 we find "Directions . . . for continuing and burning such of the stamps as have not been issued to postmasters or have been returned." It is known that the contractors delivered 1,050,000 of these stamps to the Post Office Department authorities.

A Group of Especially Interesting 1847 Covers



Figure 106. This is an exceedingly rare cover. The Act of March 3, 1847 stated "and all letters carried to or from Panama shall pay a postage of thirty cents". Information given me by Ashbrook about this cover was as follows: "The handstamp of the Panama firm E. & T. Serruys & Co. indicates that the letter had been sent to them by private ship or under separate cover for forwarding. The cover bears the rare marking, in red, "Pan & San. Fran. S. S." This marking was the abbreviation of "Panama and San Francisco Steam Ship" and was applied aboard ship by the U. S. Mail Agent. In all probability this letter was dropped off at the Mexican port of Mazatlan some 2100 miles from Panama, sent back 140 miles to San Blas and then to Tepic which was 25 miles from San Blas. (Ashbrook photo).




Figure 107. This cover is not only interesting because it is a nice example of the "Paid to the Lines" but for two other reasons. The use of the New York round grid and the stamp is a fine example of the so-called "Short transfer" at the top of the stamp. (Ashbrook photo).



Figure 108. A fine use of 1847 stamps to England. The pair of 10c and the single 5c represented a 1c overpay of the 24c rate from Mobile, Alabama to England. This cover was sold in a Harmer, Rooke sale in London in 1946, again by Robson Lowe in London in 1955 and once more by Herman Herst, Jr., in his sale of June, 1955.



Figure 109. This is an extremely valuable and interesting cover used during the "Retaliatory" period. The cover weighed over 1/2 ounce but less than 1 ounce hence it took the double rate 5c plus 24c for a total of 58c. A two cent overpay but that was as close as the sender could come with only 5c and 10c stamps available. (Ashbrook photo)



Figure 110. 1847 covers to Germany are scarce. This cover was routed via the Cunard British Mail Steamship "Asia" to England and then was carried to the German Frontier with a charge to Prussia, by England, of one shilling, four pence. The U. S. charge on this letter was paid by the stamp which represented what is commonly called the "Shore to Ship" rate. (Ashbrook photo).



Figure 111. The 5c '47 paid the U. S. postage to the ship only on this fine cover to Holland. The cover went from Philadelphia to Boston, then to Liverpool, across the Channel to Ostende and on to Amsterdam. The British collected 1 shilling and 4 pence from the Dutch for carrying the letter from Boston to the Dutch frontier. (Ashbrook photo).



Figure 112. This fine cover to Belgium crossed the Atlantic on the well-known Steamer "Hibernia". The 10c rate is correct since this cover was mailed before the Retaliatory Rate went into effect in June, 1848. (Ashbrook photo).




Figure 113. It will be noted that this cover from Cleveland, Ohio travelled over 300 miles in the U. S. for only 5c. The reason that this did not require 10c was the "Shore to Ship" rate was only 5c from all areas except California and Oregon. The cover went to France and is of course a desirable and scarce item. (Ashbrook photo).




Figure 114. This is a fine "Paid to the Lines" cover with 2 5c '47 stamps being applied at Quebec with the Canadian postage being paid in cash. We did not at this time have a postal treaty with Canada under which letters could be prepaid from one country to the other so some individuals and firms in Canada kept some U. S. stmps on hand for this type of use. (Ashbrook photo).



Figure 115. This cover was sent prior to the U. S. and Canadian Postage Agreement that went into effect on April 6, 1851. The sender paid the Canadian postage "Pd to lines" in cash, (4½ pence), and put on a pair of 5c '47's to prepay the U. S. postage. The letter originated at St. Catherine's, Upper Canada, and was exchanged at Leviston, N. Y. on Feb. 13, 1850, one day after it was placed in the mail at St. Catherine's. It then was forwarded to Professor J. B. Turner at Illinois College despite the fact that no town was designated. Illinois College was then, and is now, located in Jacksonville, Illinois. (Ashbrook photo).



Figure 116. A folded letter dated at New Orleans, December, 1848 with a faint postmark, of Mobile, Alabama. This cover was in the H. R. Harmer, Ltd. Sale in London on Dec. 6, 1954 and was described as "cancelled in Orange and apparently just tied". Mobile did use Orange ink in 1848. This cover to Scotland represents a rare use under the "Retaliatory Rate". (Photo by Ashbrook).




Figure 117. This cover to Belgium bearing 35c in 1847 stamps is of considerable interest to advanced students. At first glance the rate seems to be impossible but Ashbrook solved it as follows; The letter came from Charleston to Boston, via New York. It was carried out of the mails to New York, there cancelled with the square New York red grid and sent to Boston and on to England. 10c represented the postage from Charleston to Boston, 24c was due for Sea Postage under the 1848 Retaliatory Rate that, under an Act of Congress, required that on mail to England, or on mail to any foreign countries, transmitted thru England, there was to be charged, in addition to the U. S. Domestic rate, a sea postage of 24c per 1/2 ounce, regardless of whether the letter was carried by an American, a British, or any foreign packet. This, with the 10c domestic rate accounts for 34c and the extra 1c was simply an overpay since there were combination of 1847 stamps that could make the exact 34c rate.




Figure 118. This is a proof of the earliest known use of the 10c 1847, postmarked at New York on July 9th. The letter was dated New York, July 8, 1847 and it was signed by H. H. Schieffelin & Co. that was a well-known firm of the time. This cover is in the C. C. Hart collection. (Ashbrook photo).

10c 1847 Bisects

While no official provision was made for the bisecting of stamps, apparently such use was tolerated by certain postmasters. The earliest known use of a bisect of this stamp was on May 13, 1848. This item formerly was in the Waterhouse collection. The bisects are known in these various forms: vertical half used as 5c on cover, diagonal half used as 5c on cover, and horizontal half used as 5c on cover. It is obvious that any bisect, to be of value, must be on cover. The first such known example of the horizontal half bisect is in the Miller Collection in the New York Public Library. It goes without saying that bisects should only be purchased from an expert and reliable party. The temptation to produce such items is too strong for some people to resist and it is obvious that it requires but little in the way of materials to make a cover that looks absolutely genuine to the uninitiated.




Figure 119. A well-authenticated bisect on cover. This is a beautiful example of this scarce variety.

In an interesting article that appeared in *Mekel's Weekly* on December 15, 1930, L. M. Rellin (M. L. Miller?) offers a series of tests that should be applied to a bisect. Now we recognize full well that few of us are called on to check a 10c '47 bisect but the methods discussed are of interest and can be applied to items other than the one in question. In the light of present day knowledge, it should be understood that modern scientific instruments are of tremendous value in difficult cases. Such instruments are almost never immediately available upon the discovery or offering of such an item so the application of good common sense, such as is offered in the article from which we now quote, is of real value.

Rate—By an Act of Congress passed in 1845, and continuing thru the life of the 1847 Issue, 5c was the single letter rate for all distances not in excess of three hundred miles. Thus we have the limitations within which a bisected 10c stamp could be used, so that the first inspection of the item should be as to the distance covered and the weight or number of sheets in the letter.

Cover.—As envelopes were not generally used until the middle 50's, folded letter sheets of various manufacture were in general use. In the course of handling and duration of time, these letter sheets or covers will age, so that the application of new markings will have a tendency to penetrate or permeate the paper in greater

degree than originally applied, and the impressions will likely show differently on the reverse side of the letter sheet. The next step is to determine whether a whole 10c stamp has been genuinely used for the full value and thereafter half of it cut off. In that event how does that part of the folded letter which would be covered if we hypothetically extend the outlines of the whole stamp compare with the rest of the face of the cover? If part of the stamp had been cut off then the cover would show there a lighter or different shade not having been exposed to the light and handling.

Traces of gum may also be discernible. If it was too obvious, care should be taken in examining that space and ascertain whether an attempt to smudge has not been made or whether the surrounding part of the cover had not been cleaned with an eraser. Furthermore, close inspection through a strong glass would disclose any abrasions or tampering with the paper. The second manner of falsification is the application of a split stamp on a fine and selected stampless cover, so many of which can be secured. To check that, a corner of the bisect should be carefully lifted, in order to compare the shade, color, and condition of the paper underneath with the rest of the cover.

Cancellation.—The postal markings are an important guide in determining the genuine item; firstly, they enable you to ascertain the date of use and so whether it falls within the proper period, and secondly, whether the "tying on" cancellation really ties. Having satisfied ourselves as to the correctness of the date and for verification we read the letter inside, we then examine the cover to see how the inks of the postal markings compare with one another, as it was seldom that the postmaster would use one ink pad for one cancellation and another pad for the others. Boston and Baltimore used two colors, one for the postmarks and the other for cancellations. Allowance, however, should be made in that the thin letters, dates and lines of the town cancellor would not leave an impression as deep and strong as that of the obliterator with the greater inked surfaces of its bars and grids.

Now as to the tying on, we will sometimes find that the deceiver will overreach himself in his attempted skill by applying the spurious addition to complete the cancellation smack up against the cut part of the stamp. He does not realize that the canceller is not made of absorbent cotton and thus will not reach every crevice, but on the contrary the ordinary canceller will usually allow a narrow unstamped white space on the cover immediately adjacent to the edge of the stamp as its inked surfaces bridge the higher level of the stamp and the lower level of the cover.

Bisection.—The final factor is the manner of splitting the stamp. It is obvious that if genuinely used the cut will appear to be equally aged on all sides. If it was lately cut the freshness would be indicative of its falseness. At times an attempt may be made to hide that by pressing down on the edge with some metal instrument or smooth glass, but a close scrutiny will reveal an added gloss on the stamp and slight depression in the cover. A strong glass will finally disclose any tapering down the edge of the stamp, which will not be apparent at the other edges, or any other tampering with it or the cover.

Registration of known covers.—The danger of forgeries could be materially lessened and perhaps non-existent if some record is made of the various items reposing in the collections.—A simple registry would suffice giving the distinguishing features of the items so that ownership could readily pass. Such copies so registered would surely enhance in value by that means alone as will be noted in the auction sales when the lot is described "ex-Ferrari, ex-Worthington, etc."

The bisects of the 1847 Issue are of interest from more than one standpoint and we will give here a listing of these items as furnished us by M. L. Miller, the recognized authority on U. S. bisects. Mr. Miller was assisted by Clarence Brazer, Elliott Perry, and various other students in obtaining the information made available here and while this is the most comprehensive information now available to the author it is not claimed that it is 100% complete.

Cover No. 1: *Lower horizontal half* of 10 cent 1847 tied over all four sides with blue circular postmark of "Baltimore, Md. June 11" (1851) to upper right corner of a blue cover addressed to "Jno B. Brooke, Esq. C. H." (County Clerk Court House) "Up Marebo" (Upper Marlboro, Prince Georges County, Md.). Another similar postmark appears in the upper left corner. This cover, and the five that follow, (Covers 1-6), are in the Miller Collection in the New York Public Library.

Cover No. 2: *Lower right diagonal half* of 10 cent 1847 tied over the cut and bottom sides with circular blue grid to upper left center of a small white

embossed border envelope addressed to "Miss N. Dunlap, Care of R. S. Field, Esq., Princeton, N. Jersey." On the right center is the blue circular postmark "Philadelphia, Pa. Jun 30" (1851) and a blue numeral "5." Under the stamp and partly showing on three sides is the red "PAID" hand stamp. The description states the stamp was evidently affixed by the Postmaster after stamping the Paid. There are also 2 other covers with similar handstamp and addresses dated June 25 and 28, and one with a 3 cent 1851 dated Jul. 9 but without a blue 5 or any PAID but addressed to same person at Wilkesbarre, Pa. All from the same correspondence on the same kind of envelope.

Cover No. 3: *Left vertical half* of 10 cent 1847 tied over the cut and left side to extreme left (less than 1/16 inch) upper side of a blue cover addressed to "Miss Julia C. Noyes, New Canaan" (Conn.). In lower left corner is the red circular postmark "New Haven Ct. 13 Mar."

Cover No. 4: *Lower left diagonal half* of 10 cent 1847 showing the full U with manuscript "Illegal N. G." written in upper right corner of cover partly upon the stamp which is tied thereby. Blue cover is addressed to "Nathan S. White, Esq., Charlestown, Jefferson Co., Va.," and near upper left corner is the red postmark "POTOMAC STEAMBOAT OCT. 30." Near the stamp is also the red numeral 5.

Cover No. 5: *Upper right diagonal half* of 10 cent 1847 cut so as to include the "X" and omit the "U," lightly tied over the cut in the lower right center of a blue cover addressed to "Miss Nancy Holmes, Nashua, N. H." In the upper left corner is the blue circular postmark "Northern R. R. May 14" (1849). The description says from North Chelmsford, Mass.

Cover No. 6: *Right vertical half* of 10 cent 1847 tied over the cut and right edge with red square diagonal grid to the upper left corner of the upper half (perhaps other half folded under) of a blue cover addressed to "Mess. Corcoran & Riggs." In upper right corner is red circular postmark "New York Nov. 30" applied twice. Above the stamp in mss. is written "Paid."

Cover No. 7: *Upper right diagonal half* of 10 cent 1847 with 6mm sheet margin at right and good margin at top, used as 5c, tied over the cut with blue grid on an entire small white envelope addressed to "Miss Mary Stilphin, Manchester, N. H." To left of stamp is the blue carrier postmark "Concord, N. H. Aug. 31 (1850)."

Cover No. 8: *Upper right diagonal half* of 10 cent 1847, the bisect including the "TS" of "Cents" and the "ST" of "Post," tied with a circular blue grid over the cut and right side of the upper right corner of entire white envelope, addressed to "Miss Mary Stilphin, Manchester, N. H." In the upper center is a blue "Paid" almost obliterated with a blue circular grid and near the stamp another blue circular grid practically obliterates a large blue figure "5." Postmarked "Concord, N. H. Oct. 12 (1850)" in blue.

Cover No. 9: *Upper right diagonal half* of 10 cent 1847, tied with blue "5" in circle to the cover. Postmarked and addressed as Cover No. 8 except used on Sept. 14th.

Cover No. 10: *Lower left diagonal* of 10 cent 1847, addressed and used as Covers 8 and 9 except postmarked Oct 22nd. The stamp is so cut that it can be described as being somewhat like a horizontal half bisect as the cut is something between a diagonal and horizontal cut.

Cover No. 11: *Lower left horizontal*, used as above on Sept. 20, 1850.

Cover No. 12: *Lower left diagonal* pen cancelled with various strokes as if the postmaster was drawing geometrical figure. Used from Ballard Vale, Ms. March 13, 1851 and addressed to Manchester, N. H.

Cover No. 13: *Diagonal half* of 10 cent 1847, pen cancelled and used from Ballard Vale, Ms. March 3, 1851. Addressed to "Miss Mary Stilphen, 10 Manchester Corporation, Manchester, N. H." Stamp tied to small white envelope with 4 pen marks and the town name, Ballard Vale, is written in manuscript.

Cover No. 14: *Upper left diagonal half* of 10 cent 1847 tied with a blue grid to cover from "Concord, N. H. Feb ----" (1851) and addressed to "Warner, N. H."

Cover No. 15: *Lower left diagonal half* of 10 cent 1847 tied over all sides with 3 pen strokes in each of 2 crossed directions. Cover addressed to "Miss Mary Stilphen, Lower Bartlen, N. H." and mailed from Ballard Vale, Ms. on April 7, 1851.

Cover No. 16: *Upper right diagonal half* of 10 cent 1847 used as 5c in upper right corner of the usual buff envelope, pen cancelled in black and postmarked in the lower left corner with an illegible red postmark. Addressed to Mrs. R. W. Swift, North Fairhaven, Mass.

Cover No. 17: *Upper left diagonal half* of 10 cent 1847, in the upper right corner of a folded white letter sheet, tied over the cut and left side with a small circular green grid to the left of which is a green "PAID." In the upper left corner is the green circular postmark "Mineral Point, Wis. T 21 MA" (1851). The cover is addressed to "Hon. Wm. A. Banston, Madison, Wisconsin."

No. 18 (Piece): *Lower right diagonal half* of 10 cent 1847 used on a piece measuring 39x44mm. Tied with a red grid and "Paid" and on the piece is "Providence 5 cts" in red in circle. Stamp cut at bottom.

Cover No. 19: *Lower right diagonal half* of 10c 1847, applied inverted with the cut vertically and tied over the cut, bottom and right sides with two black pen cross cancellations. The stamp is in the left upper central portion of a white letter sheet. In the center of the left end of the cover is the blue circular cancellation "Lake Champlain S. B. No. 2" and in the upper right corner is the blue numeral "5" and to the left of that the blue "PAID." The cover is addressed to "Wm. H. Starr, Esq. Bukman St., New York."

Cover No. 20: *Lower left diagonal half* of 10 cent 1847, on cover from Boston to New York. This cover is questionable.

No. 21 (Piece): *Right vertical half* of 10 cent 1847 postmarked "Portsmouth, N. H. Jan. 12." and on a small portion of cover.

Cover No. 22: *Right vertical half* of 10 cent 1847, with a large piece of the sheet margin at the right and tied over both the cut and the right side with a red diagonal grid. The cover has a blue "Paid" and is addressed to "Messrs. Parker & Burrell, Attys. Lockport." The cover bears a circular red "New York May 13" (1848) and a blue "due 5."

No. 23 (Piece): *Upper left diagonal half* of 10 cent 1847 on a piece of a cover. The stamp is cancelled with the blue Boston town cancellation right over the bisection.

Cover No. 24: *Right vertical half* of 10 cent 1847 applied vertically in the upper central portion of the cover which is addressed to "J. B. Congdon, Esq. Cashier, New Bedford." In the lower left hand corner in manuscript is "Paid 5." The cover was mailed from New Haven to New Bedford.

Cover No. 25: *Lower right diagonal half* of 10 cent 1847 placed in the lower left corner of cover and tied with the usual New York red diamond cancellation. Dated June 23, 1851 and addressed to "Robert Blair, Surrogate of Troy, N. York."

No. 26 (Piece): *Right vertical half* of 10 cent 1847 cut slightly on the diagonal and shows part of the "F" at the top and full "Cents" at the bottom tied over the cut and the right side to a piece of blue cover about 1½ inches square.

No. 27 (Piece): *Lower right diagonal* of 10 cent 1847 on piece of cover with a red grid cancellation covering the stamp. Although this item came from the same origin as No. 26 listed above, its authenticity has been seriously questioned.

Cover No. 28: *Upper right diagonal half* of 10 cent 1847 on face of cover. Sent from New Haven, Ct. to New York City and has red grid cancellation on the stamp which covers the cut edge.

Cover No. 29: *Right vertical half* of 10 cent 1847 on a cover mailed from Hartford, Ct. to New York, tied over the cut with a small greenish black circular grid to the stamp which is in the upper right corner of the blue cover. Cover has magenta circular postmark "Hartford, Ct. JUN 28" (1851). On the cover is the manuscript notation "paid ch 545" which indicates that the Postmaster applied the bisected stamp and charged it to the sender's account by number as in the days before stamps. Cover is addressed to "D. J. Kennedy Esq. New York" and was mailed by C. H. Brainard of Hartford.

Cover No. 30: *Left vertical half* of 10 cent 1847 on a cover mailed from New York to Carbondale, Pa. Postmarks and diamond grid cancellations are in red and there is a manuscript "Paid" on the cover.

Cover No. 31: *Upper left diagonal half* of 10 cent 1847 on a buff envelope mailed from New York to Connecticut.

Cover No. 32: *Lower right diagonal half* of 10 cent 1847 used from Bennington, Vt. on July 15, 1850 on a cover mailed to another town in Vermont.

Cover No. 33: *Left vertical half* of 10 cent 1847 used from Dodgeville, Wis. September 3, 1849 to another Wisconsin town. Green postmarks, while the stamp is pen cancelled. The cover is struck with a "Paid" and a numeral.

Cover No. 34: *Right vertical half* of 10 cent, tied over the cut, bottom and right side with double impressions of a circular red grid to a small blue cover. On the cover is a red circular postmark "New Haven, Ct. 28 JUN" (1851) and a manuscript "Paid" between the postmark and the stamp. The cover is addressed to "Rev. Isaac P. Longworthy, Chelsea, Mass."

No. 35 (Piece): An item formerly in the Arthur Hind collection but information regarding it is not currently available.

Cover No. 36: *Lower left diagonal half* of 10 cent 1847 applied inverted in the upper right corner of a blue cover addressed to "Mr. Albert Field, Taunton, Mass." Tied with a red grid to cover. On the left end of the cover is the postmark "U. S. Express Mail N. York N. Y. Jun 5."

Cover No. 37: *Right vertical half* of 10 cent 1847 on a blue envelope addressed to "Henry Vose Esq., Attorney, Springfield, Mass." Stamp tied to cover with a red grid over the cut. In the lower right corner is a circular red postmark "New York June 6" and in the upper center is a manuscript "Paid."

Cover No. 38: *Lower right diagonal half* of 10 cent 1847 on entire cover. Stamp is cancelled in red "Roxbury, Mass. Nov. 1" (1849) and also with a red grid covering the cut. On the envelope there is a "Paid 5" and part of the "5" falls on the stamp.

Cover No. 39: *Lower left diagonal half* of 10 cent 1847 on entire cover with a red cancellation that covers the cut edge of the stamp. The letter is dated "Philadelphia June 28" (1851) and is addressed to New York.

Cover No. 40: *Upper left diagonal half* of 10 cent 1847 used from New York to Albany. The red cancellation covers the cut. An ex-Worthington item.

Cover No. 41: *Upper left diagonal half* of 10 cent 1847 tied to the cover with a red "New Haven June 5" (1851).

Cover No. 42: *Right vertical half* of 10 cent 1847 tied to cover with red cancellation of "New Have, Ct. June 7" (1851). Addressed to "Birmingham, Conn."

Cover No. 43: *Left diagonal half* of 10 cent 1847 on cover postmarked "Portsmouth, N. H. Oct. 7" and addressed to "Messrs. Little & Brown, Boston, Mass."

Cover No. 44: *Vertical half* of 10 cent 1847 used on cover. Exhibited at Tacoma by Eugene Church, Tacoma, Wash., April 25, 1931. No further information currently available. Possibly addressed to "Mary C. Welch, Care J. A. Welch, Esqr. Brooklyn, Connecticut."

Cover No. 45: *Left vertical half* of 10 cent 1847 on a small cover used from Philadelphia to New Hope, Pa. Addressed to Hon. S. D. Ingham. The stamp is beautifully tied by the blue Philadelphia town cancellation and was used on March 23, 1849.

As was stated at the beginning of this listing, it is not claimed, nor believed, that this listing covers all of the existing 10 cent 1847 bisects. There is little doubt however but that the majority of such items are described here. We suggest that items of this nature that are not shown in this list should be shown to competent experts for an opinion before they are bought or sold. As we write in 1966 we believe that around 65 genuine bisects on cover are now known. We understand that David Baker will soon publish an up to date list in *The Chronicle*.

A Plated Collection of 10c 1847 Stamps

The Frank R. Sweet collection was one of the finest collections of the 1847 stamps that has ever been brought together. As a matter of fact, this collection, and the former Ackerman collection, represent about the ultimate in such collections. It contains the 10c completely plated with the 200 positions included in many overlapping pairs and strips. We believe the plated group was formerly in the Gibson collection although Mr. Sweet bought many pairs to make overlapping ties on some of the positions. The philatelic press at one time stated that the collection contains a complete sheet of 50 of the 10c Government Imitation, Scotts No. 24E, but we understand on excellent authority that this is not an issued item but is a proof. The collection contains blocks of 6 and 8 of the 10c original plate proofs in orange and the 5c original plate proof in black.

Cancellations on the Stamps

The following types of cancellations are listed: "Paid," "Free," Railroad, U. S. Express Mail, "Way," Numerals, "Steam," Steamship, Steamboat, "Steamer 10," Manuscript, Canada, Panama, "Wheeling, W. Va. Grid."

Gridiron cancellations are listed in Red, Blue, Orange, Black, Magenta, Violet, Green, and Pink while Town cancellations are listed in Red, Blue, Orange, Black, Magenta, Violet, Ultramarine, and Green. Generally speaking, Town cancellations are more desirable than the gridiron cancellations.

The Wheeling Grid cancel, which was discussed earlier in the article, is a scarce item. In the Stephen D. Brown sale, a 10c with this Grid, described as a beautiful copy, was sold for \$400.

A Famous Find of 10c '47's

The most remarkable find of the 10c 1847 stamps was made by the same C. H. Bandholtz who found the famous cover that bore the two largest known pieces of the 10c stamp. This find, made in Philadelphia in 1923, is known as the Ludlow-Beebe find, and consisted of between 400 and 500 copies of the stamp. At least one strip of 4 and at least 9 strips of 3 were in this lot. One dealer, the former H. F. Colman of Washington, is supposed to have purchased about 240 copies from the lot and we believe that Philip Ward, Jr., bought 127 copies from this find.

10c 1847 Fakes

We do not know of any dangerous counterfeit of this stamp other than the "Sperati" fake which can be told by a small diagonal spur about 2/3rds of the way down on the left frame line, but we have seen a few crude fakes that would not deceive anyone that had ever seen a genuine copy or who had the slightest knowledge of stamps in general.

The most common form of fakery associated with these stamps is "cleaning" and on this black stamp it is a comparatively easy matter in many cases to remove all of the cancellation that is visible to the naked eye.




Figure 120. Fake "PAID" cancellation. (Photo by Perry).



Figure 121. Block of four plate proofs with the word "SPECIMEN" removed (but not too successfully) by a cleaning process. (Photo by Perry).

Fake cancellations are occasionally found on this stamp, usually, but not always, on a stamp that has been cleaned. The vertical pair with the "PAID" cancellation, which appears to be an imitation of the New York curved "PAID" has been traced back to its source by Elliott Perry. The perpetrator of this and numerous other frauds is now deceased which is fortunate for collectors.

The block of four with the word "SPECIMEN" removed, but not too well removed, should fool only those too lazy to use their eyes.




Figure 122 (Left). Very crude forgery of the 10c '47.

Fig. 122a (Right). Another crude forgery of the 10c. Elliott Perry informs us that this is an old item that he has found both cancelled and uncanceled. It should deceive nobody. (Courtesy Waldo V. Kenworthy).




Figure 123. This pen cancelled strip is the kind that are often subjected to cleaning. (Photo by Perry).



Figure 124. Here is a fine strip of four. It appears unused but Philatelic Intelligence reports thru Operator X that this item was pen-cancelled heavily as the strip in figure 123 before it went thru a cleaning process in a Mid-Western laundry. Such items can be detected with comparative ease thru the use of modern scientific equipment. (Photo by Perry).



Figure 125. A fake bisect on cover offered by Elliott Perry as a "horrible example."

The bisect shown here is offered by Elliott Perry as a "horrible example." The ink does not match either in shade or in thickness with the genuine and the faker has made the very common error of making the "tie" between the cover and the stamp cover the cut far too well. The grid itself does not agree with the usual Boston grid. The cover is dated Sept. 28th, and the year date as confirmed by the contents of the letter is 1847. This date is some 8 months earlier than the earliest known genuine bisect. Would that all fakes were as easy to detect!

Clever repairing is being done but this work can be detected by the qualified experts among our reputable students and dealers. As a matter of fact, we really feel that far too great an emphasis is placed on repaired stamps so far as the value is concerned. We do believe repaired stamps should be so marked that the purchaser knows he is buying a repaired stamp. Such action, we feel certain, would eventually lead to a considerable rise in the value of such items. The value of some of the great masterpieces among the paintings does not seem to be much affected by their being repaired. As a matter of fact, capable restorations are well-advertised and the value of the painting may often reach a new high for the item! I understand that Leonardo da Vinci's masterpiece, "The Last Supper," has been restored so often that none of the original paint remains yet the painting is almost priceless. We realize that the comparison is not a perfect one but we believe that it does illustrate the fact that it is foolish to consider, as some collectors do, that NO repaired stamp (no matter how trivial the repair) belongs in a collection.

As a matter of actual fact, the proportion of dangerous fakes offered really is very small and with the realization that modern equipment in the hands of qualified operators makes it nearly certain that every kind of fakery will be detected, the high-powered faker is less and less likely to work at his trade.

Demonetization of the 1847 Issue

The stamps of the 1847 issue were demonetized in the Act of March 3, 1851, as of July 1, 1851, and the stamps could not be legally used or accepted for postage on or after that date. The Postoffice Department issued the following notice: "Postmasters who have heretofore received stamps for sale directly from the Department, and such Postmasters only, are directed to pay cash for all genuine postage stamps, of the denomination of five and ten cents . . . which shall be presented to them for redemption between the 1st of July and the 30th of September of the present year". J. Murray Bartels, who handled a great quantity of these stamps in his many years in the stamp business, stated in his column in STAMPS that he had never seen any of these stamps on a cover dated after 1851. Nor have we. However, Dr. Carroll Chase has seen several covers so used. He mentions one bearing a 1c '51 and a 5c '47 carried September 15, 1852 and another bearing a 1c and 3c 1857 (Type II) used with a 5c '47 time. This last cover bears a postmark of January 4th which could not have been earlier than 1858 since the Type II 3c No. 44, was not issued until July 13, 1857. A few other such items are known according to reports given to me by Perry and by Ashbrook.

1847 Stamps Used After They were Invalidated

C. C. Hart has recorded approximately fifty examples of uses of the 1847 stamps after they were made invalid for postage by order of the Postmaster General after June 30, 1851. Such items can best be proved when they are on cover but some are known off cover with cancels that did not exist during the period prior to June 30, 1851. The 5c illustrated here with a New York Foreign Mail cancel is a case in point. Invalid use of the '47's are rare, very interesting, and valuable. Apparently many of the invalid uses were accepted by the postal authorities although some were not recognized and postage due was charged the recipient of the letter.

The four year contract of Rawdon, Wright, Hatch and Edson for the production of postage stamps expired on June 30, 1851, and they were not awarded the contract for the production of the 1851 series. It has often been stated that the reason that the 1847 issue was invalidated after June 30, 1851 by an order of the Postmaster General, was that thru an oversight on the part of the Government, the contract with the firm did not provide, as was done in all subsequent contracts, that all dies, plates, and transfer rolls should be the property of the Government. This is no longer believed to be true yet these items were apparently claimed, and for some time retained, by Rawdon, Wright, Hatch and Edson. However, in an affidavit, taken from Luff's "The Postage Stamps of the United States," dated New York, Dec. 12, 1851, we find the following statement which proves that some sort of an agreement was reached between the Government and the above parties:

The question naturally arises as to why the 1847 Issue was invalidated before a redemption in cash could be obtained for the stamps in the hands of the public after July 1, 1851. I think this has best been figured out by Norton D. York and we take the liberty of quoting him as follows:

"Before expressing our personal reason for the invalidation, we wish to quote from a letter written by the Librarian of the Post Office Department:

. . . the records here give no background information on the order of June 11, 1851 or more specifically, why a demonetization of the 1847 issue was necessary before a redemption in cash could be made.

So, having been unable to discover the official reason, we desire to advance an assumption of our own.

We base our reason for the act of invalidation upon the idea that the redemption was in the nature of a refund common in business transactions. The new postage rate act made the 5c and 10c stamps obsolete but did not necessarily cause them to be without value. Therefore, to legally be able to redeem them in cash, they first had to be made without monetary value. Thus the stamps having become worthless, through no fault of the holder, but through an outside action, the Department could assume the responsibility and redeem them in cash, which it did for a specified term, (before the 30th day of September 1851)

This rather involved conclusion is based upon our idea that it was a premeditated action to avoid establishing a precedent whereby current postage stamps could be indiscriminately redeemed at the pleasure of the holder."

THE AFFIDAVIT OF THE DESTRUCTION OF THE DIES AND PLATES
OF THE 1847 ISSUE

New York, Dec. 12, 1851

"Have this day destroyed dies of 5 and 10 cent stamps, also plates of same.

1— 5c stamp plate, 100 on, 1847 Issue

1— 10c stamp plate, 100 on, 1847 Issue

Rawdon, Wright, Hatch & Edson

Witness:

Wm. Brady P. M. N. Y.

John Moor

G. W. Johnson"

The accuracy of this affidavit has often been challenged in the past few years due to the fact that apparently it has definitely been proved that at least one plate of 200 subjects was made for the 5c stamp and, so far as is known, every existing 10c stamp came from a plate of 200 subjects as it was so plated by Elliott Perry. We are inclined to think the affidavit is accurate in the description of the items destroyed but the affidavit apparently does not tell the whole story or the whole truth.

The report of the Postmaster-General of Nov. 15, 1851 stated: "Directions for the destruction of the dies and plates employed in the manufacture of the postage stamps formerly used, have been given, and for counting and burning such of the stamps as have not been issued to Postmasters or have been returned."

The Government specified the use of steel plates for the 1851 issue and it seems reasonable to assume that some experiments may have been conducted, or convincing proof offered, to convince the postal officials that steel plates must specifically be mentioned and specified for the 1851 stamps. There is at least a possibility that the plates mentioned in the affidavit may have been experimental plates.

Whereabouts of the Original Plates

It seems to us that the idea that only half plates were destroyed is exceedingly improbable because we can see no logical reason for such action. It should be remembered that the affidavit of destruction was witnessed by Wm. Brady, the Postmaster of New York City, so if one can thus assume, because of the

signature of an important official who should and probably did understand the importance of the action, that the affidavit is correct, and further assumes that the 100 subject plates mentioned were not from the 200 subject plates which study has demonstrated were used, the question that immediately arises is "Where are the original plates?" In any event, if the affidavit is correct, "Where are the ½ plates?" Were they destroyed or do they still exist? We doubt if the answer to this question ever has been known to philatelists. Unfortunately the chances of finding the answer grow less with the passing of time. The engravers and officials of the early Bank Note companies did just about as they pleased with the proofs and essays of their work so under this same "poetic license," since the terms of the contract apparently left them the legal right to retain the plates, they may have done so. There never has been any evidence, so far as we know, that these original plates were misused, and it is our opinion that they were either destroyed before the affidavit of destruction was made, or that, and this seems more probable, the designs were machined off and the plates were reused for other work.

INFORMATION ON THE 1847 DIES, THE 1875 DIES, AND THE PROOFS OF THESE ISSUES




Figure 126. This is an illustration of an original plate proof on India paper. Such items are very scarce.

We are very glad to be able to present the following information on these items, most of which is taken directly from July, 1942, Collectors Club Philatelist, where it appeared in an illustrated article by Clarence W. Brazer, and by whose generous permission we are privileged to offer it at this time. We quote verbatim, or so nearly so that this should be considered a direct quotation from Dr. Brazer.

The 1847 Dies

"A comparison of the 1847 and 1875 dies shows many variations. Lines deeply cut in the 1847 dies are moved to other locations in the 1875 die, particularly in the lower left corner of the 5 cents stamp. I do not believe this would have been possible if the 1875 die was a lay-down made from the 1847 die or from a transfer roll of the same as has been claimed by at least one other writer. Where the lines on the 1875 die are differently located from those on

the 1847 dies, there is no evidence of lines having ever been in the original locations, as would be likely to show if they were erased, or worn, and restored. The 1875 die No. 2088 is an entirely new engraving.




Figure 127. Photo of die proof showing lines drawn by engraver to prevent the transfer roll from slipping when the design was being taken from the die.

The 5 and 10 Cents 1875 Reproduction Die

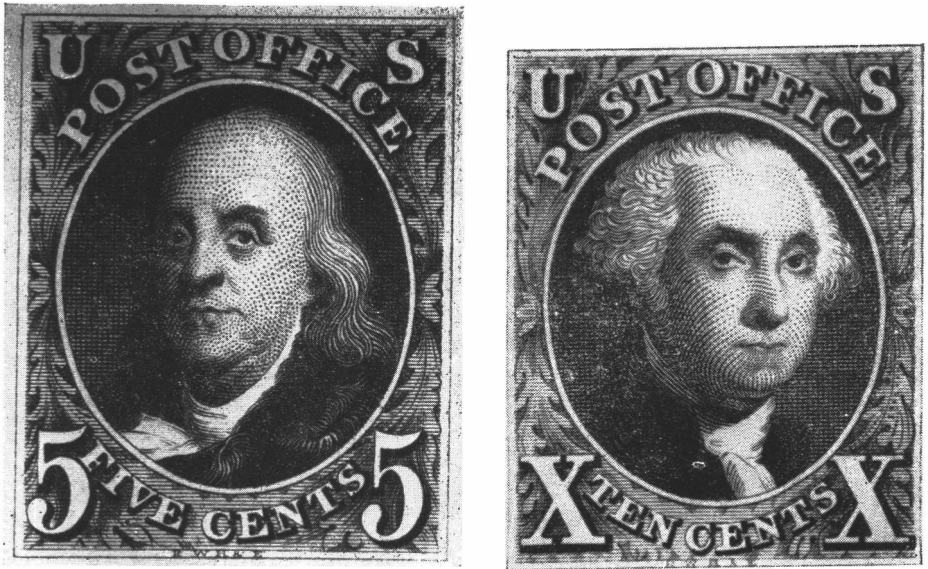


Figure 128. The 5 and 10 Cents Reproduction Die. The 10c actually is the same size as the 5c and our illustration should have been so made. (Courtesy of the late Clarence W. Brazer and The Collectors Club).

The term, 1875 "Reprints," so long wrongly used in Scott's Catalog, is entirely misleading and not at all correct. They are, in fact, official "Reproductions" and should be so named. They were printed in 1875 from an entirely new die and from entirely new plates of 50 subjects, never printed before, hence are not "reprints." They are not "counterfeits" because they were sold by the Post Office Department, and are better than "imitations." They were probably made (in 1875) in the belief that the original 1847 design dies and plates, and supposedly the transfer rolls, had been destroyed December 12, 1851. The 1847 dies possibly were then and now in the American Bank Note Co. but unknown to the P. O. D., who had they known, might have arranged to obtain transfers and save the time and expense of a new die. There was only one "1875 Reproduction" die (No. 2088) with the 5 Cents and 10 Cents side by side and 19 mm. apart as illustrated herewith. In the Brazer Reference Collection, there is an 1875 black proof from this reproduction die, and another green proof I have seen has written upon it in pencil, "This die sent to the Continental Bank Note Co. from the Bureau of Eng'r and Pt'g, Washington, D. C. August 1877 and cleaned and restored by me, Chas. Skinner." The date might be an error. Charles Skinner was a historical and portrait engraver. That was his signature. If the date is correct, then Charles Skinner in 1877 simply restored the 1875 die. A casual comparison with the "small die" prints made from this die in 1902 (which are poor prints) indicates this may be the correct solution. Some acid etching and restoration may have been done, especially on the 10 cents.

From the evidence it would seem that the Bureau furnished a die that required cleaning and restoring. This might imply an old die, for if it was a new die, why did not the Bureau complete it? Why, in 1877, bother to restore an 1875 die? I do not know of any prints, or new plates, made from this die after 1875 until the small die proofs of 1903, unless the green proof autographed by Skinner was made in 1877.

Original 1847 Dies




Figure 129. 1847 Original Die Proofs. (Courtesy the late Clarence W. Brazer and The Collectors Club).




Figure 130. 1847 Original Plate Proofs. (Courtesy the late Clarence W. Brazer and The Collectors Club).

All die proofs I have seen of the 1847 designs that are large enough to show the die sinkage are clearly from single dies, one for the 5 cents (43x55 mm. on the face), and one for the 10 cents (42.5x56 mm. on the face). The 5 cents die has a clipped lower left corner. Whether those dies are the 1847 originals or made after the dies were destroyed December 12, 1851, I have not yet been able to decide. Should any prints turn up from dies of different size or shape of sinkage, we might then have the evidence upon which to base a conclusion.

As I have explained several years ago, at the Collectors Club, and previously written in its magazine, if the original 1847 dies were destroyed, as per the affidavit of December 12, 1851, it is most probable that the Post Office Department did not think to destroy the transfer roll, and perhaps did not even know that such an equally important part of the process existed. The 1851 stamp contract failed to mention a transfer roll. (See the U. S. One Cent Stamp of 1851 by Stanley B. Ashbrook, Volume 1, Chapter X, pages 47 and 48 by Clarence W. Brazer). In any event I have proved that prints were made by the American Bank Note Company from dies of the 1847 original designs on paper water-marked as late as 1895. From a serious study of the papers on which other 1847 design die proofs are made, it is most probable that die proofs were also printed by the American Bank Note Company about 1858, 1878, and at intermediate dates. Thus dies of the 1847 designs existed as late as 1895 and probably are today in the vaults of the American Bank Note Company. (Note by L. G. B. A letter dated Sept. 29, 1942 from the A. B. N. Co. reads as follows: "We observe your interest in the 1847 issue of United States stamps and regret we are unable to throw any particular light on the subject, for the reason that none of the engravings for this issue ever came into the hands of the American Bank Note Co.")




Figure 131. This is a photo of an original plate proof, made in 1847, on India, without the "Specimen" overprint. Such items are rare. The apparent irregularity of the frame lines is no doubt due to the nature of India paper which tends to wrinkle if it becomes wet at any time. Notice the remarkable detail that can be seen in this fine illustration.

The Marks on 5 Cents Die Proofs—Dash on Left Frame Line

All 5 cent die proofs I have seen do have, and all plate proofs and stamps (with the exception of a copy owned by Karl Burroughs of No. 1L) do not have, the dash on the upper left border line opposite the bottom of U. Plate proofs, of the 5 cents, (except those from the left marginal positions 1, 11, 21, 31, 41, 51, 61, 71, 81 and 91 in both panes) also have a position dot in the central foliate ornament at the left center, similar to the dots illustrated in Elliott Perry's articles on the 10 cent stamp. These two tests are constant and reliable 180 times in 200. The position dots which were used to locate these 20 left margin positions fall on positions 2, 12, 22, etc. As the central gutter between the right and left panes is wider than the gutters between the positions within the panes, the position dots to locate 10L, 20L, 30L, 40L, 50L, 60L, 70L, 80L, 90L, and 100L, do not fall in the trifoliate ornaments on 1R, 11R, 21R, 31R, 41R, 51R, 61R, 71R, 81R, and 91R, but are found in the central gutter between.

As to the absence of the dash on the upper left border line on plate proofs and stamps, I had information from Karl Burroughs indicating that on proofs and stamps in his possession No. 1, probably No. 1L, shows this dash, which is absent on other plate proofs. This position would have no position dot. Thus this dash on upper left border 1847 design die proofs is absent on 199 plate proofs and stamps, and is the test I have applied for many years.

Dot on Forehead

As to the long-known dot on Franklin's forehead over the left eye—this is not found on original 5 cents 1847 design die proofs. The forehead dot is generally found on 5 cents die proofs, probably printed in 1858 and thereafter. This dot could readily be removed with a sharp razor blade without a trace.

Dot Between "U" and "P" of Post

Gerard Gilbert's "dot between the "U" and "P" of "Post," or dot over P, could not be so readily removed. It is found on 5 cents die proofs probably printed in 1878 and thereafter.

Perhaps additional markings may be found on 1895 printings."

(Note by L. G. B.: We do not think the above information could have been obtained except from Clarence Brazer and again we wish to express our appreciation for having been able to use it.)

Die Proofs Made During the 1890's

Dr. Clarence W. Brazer demonstrated that die proofs from the original dies, or from duplicate dies, were made during the 1890's. This is certain proof that the 1851 affidavit was not accurate if it intended to convey the impression that the destruction of the dies and plates, as indicated at the time, eliminated any possibility of further production of the stamps. The fact that they did not mention a transfer roll in their statement rather leads us to suspect that they did keep at least a transfer roll of each denomination. From the transfer roll duplicate dies could easily have been made to produce the die proofs made in the 1890's. As a matter of fact, something like a hundred varieties of these die proofs exist if one counts the many fancy colors and the various papers on which they were printed. We quote from Dr. Brazer's paper which he read before the First American Philatelic Congress which was held in Philadelphia in December, 1935.

"Some large die proofs of the 1847 issue, which had been declared no longer usable for postage in 1851, were reprinted about 1893 to 1895 on thick white India paper, bond paper, colored bond paper, and bluish buckram paper, in ten or twelve colors, perhaps from a duplicate die as I have found no official record of the destruction of the official transfer roll which may have been inherited from Rawdon, Wright, Hatch & Edson by the American Bank Note Company when it was formed in 1857."

Die essays that appear to be "partially finished" essays also exist. In the *Philatelic Gazette* of May, 1916, Dr. Carroll Chase made the statement that "a careful examination of these items shows that they were printed thru a mat since the missing part of the design shows faintly in colorless relief." We have not seen any proofs of this nature but must assume, since Dr. Chase reported them, that they exist.

These proofs are also known on laid paper. When they first appeared they were trimmed close to the margins, gummed, and passed most of the experts of the day as genuine original stamps on laid paper. They were chronicled in Scott's Catalog until 1905, at which time they were discovered with wide margins proving that they were in fact die proofs. Most of these fancy proofs appeared on the market in 1897. We quote from a letter written to us from the American Bank Note Co., signed by J. P. Treadwell, Jr. and dated Sept. 29, 1942. "— none of the engravings for this issue (1847) ever came into the hands of the American Bank Note Company."

The Government Imitations

The existence of the transfer roll, or the die which produced the above mentioned die proofs, was apparently not known to the Government when it wanted stamps for display at the Centennial Exposition in Philadelphia in 1876. Accordingly, the Bureau of Engraving and Printing, by order of the Post Office Department, made Official Imitations or Government Reproductions of the 5c and 10c 1847 stamps. These items, cataloged as No. 3 and 4, were not good for postal use although one occasionally runs across a copy with a fake cancellation that has been applied in the hopes of making it possible to palm off the item as a used original. Clarence W. Brazier had copies of both the 5c and 10c with faked cancellations on reproductions.

The Reproductions were issued imperforate, without gum, on wove paper that was thicker and of a coarser quality than the thin crisp bluish wove paper of the originals. The color of the paper is also somewhat deeper than that of the originals. The 5c Reproduction also exists in a bistre brown shade on blue horizontally laid paper.

The existence of laid paper items has been questioned by some students but George B. Sloane, recognized by all as a competent authority, made the following statements in his column in STAMPS, February 24, 1934; "My friend, Frank Hollowbush, has a 5c on blue horizontally laid paper, the stamp is a bistre brown shade, and for some years I have had a 10c gray black on blue vertically laid." Dr. Carroll Chase made the following remarks in his early article on the 1847 issue: "Mr. Luff lists this stamp as also existing on horizontally laid paper. I have never seen one of these but I have seen what purported to be a copy on vertically laid paper. However, this stamp, when soaked, proved to have had a very thin sheet of Japanese laid paper pasted to the back. I suppose it is possible that Mr. Luff's horizontally laid paper is of the same breed." In commenting on this statement by Chase, Sloane goes on to say: "Regarding Mr. Luff's stamp, the doctor's diagnosis is probably incorrect. John N. Luff was too careful a student, and the Hollowbush copy of the 5c, and my own 10c, are certainly not backed with laid paper. The stamps are actually on laid paper, beyond all question of doubt." Boiled down, the above statements indicate only that Chase has seen fakes and nothing else along this line, while Sloane has seen these items on genuine laid paper. We have no doubt but that the items exist on laid paper but when they were printed or whether they were actually issued is another matter. The chances are, in our

opinion, about a thousand to one that they were trial printings or were engravers proofs. We do not think they were issued items.

The plates for both the 5c and 10c of this issue were of 50 subjects each, arranged 10x5 on the plate. The report of the Chief of the Bureau of Engraving




Figure 132 (Left). The 5c Imitation made in 1875. It differs from the original in that it is slightly shorter and a trifle wider than the original, the initials "R. W. W. & E." at the bottom of the stamp are indistinct instead of clear, and the left side of the white shirt front touches the frame of the oval opposite the top of the figure "5," while on the originals it touches the frame of the oval on a level with the top of the "F" of "Five." This provides an instant and an easy test.

Figure 133 (Right). Original 5c 1847.




Figure 134 (Left). The 10c Imitation made in 1875. There are numerous differences in many of the details of the engraving that can be observed on close examination but the one that is usually sufficient for most students is a glance at the eyes of the portrait. In the imitations they have a sleepy look. The white collar is so badly shaded that it is difficult to distinguish it from the collar of the coat. In the imitation there are five horizontal lines between the "CE" of "CENTS" and the lower line of the central oval while there are but four on the originals.

Figure 135 (Right). The 10c Original. (Photo courtesy of Norman Serphos).

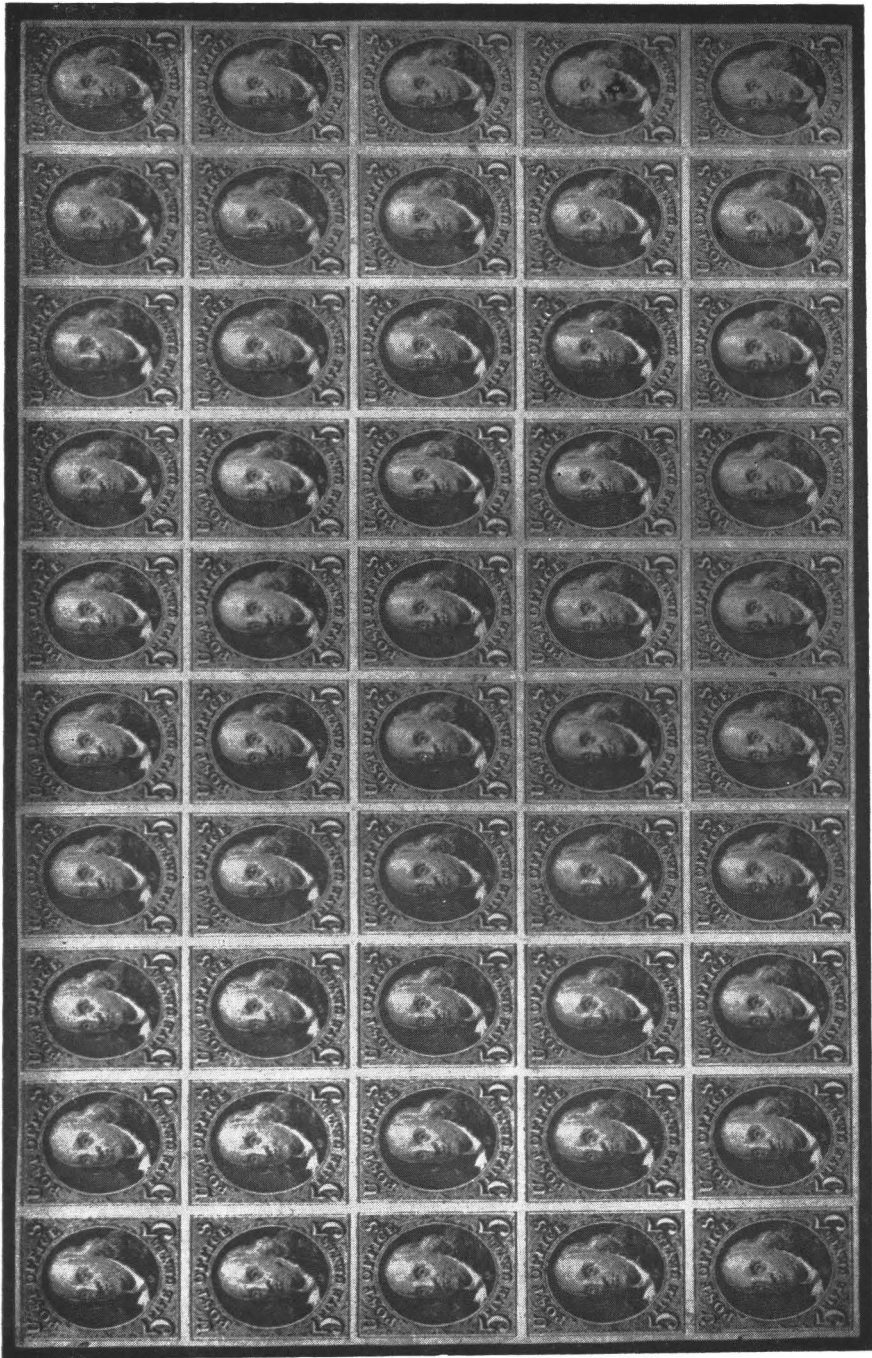


Figure 136. Full sheet of 5c 1875 Reproductions. (Courtesy H. R. Harmer, Inc.).




Figure 137. Full sheet of 10c Reproductions. (Courtesy H. R. Harmer, Inc.).

and Printing, Mr. G. B. McCartee, for the year ending June 30, 1875, reads as follows:

"Engraved two dies for the Post Office Department, Special Agent Commission, die No. 2,088 with one 5 and one 10 cent stamp on the same die. Engraved two plates, 5 and 10 cents, postage, 1847.

Printed 11,450—5 cent stamps.

Printed 10,000—10 cent stamps."

The engraving was well done but the Imitations are not difficult to distinguish from the originals as is apparent in the illustrations shown here.

A complete sheet of proofs of the 5c Imitation was in the Frank R. Sweet collection. The J. C. Morgenthau & Company's sale of October, 1912, offered a complete sheet of 50 on the 10c Imitation, printed on white paper and offered with full original gum (?). That this was some sort of a proof sheet which had been gummed is pretty well proven by the circular regarding SPECIMEN POSTAGE STAMPS, as they were titled in the official circular, which was issued by the Third Assistant Postmaster General on March 27, 1875. This reads, in part, as follows:

"The 1847 and 1851 stamps are obsolete, and no longer receivable for postage. The subsequent issues of the ordinary stamps are still valid. . . . All the specimens will be un gummed—It will be useless to apply for gummed stamps. The stamps will be sold by sets, and application must not be made for less than one full set of any issue, except the State Department official stamps and the newspaper and periodical stamps of 1847. Stamps of any one denomination of any issue will be sold in quantities of two dollars worth and upward. . . .

E. W. BARBER,

Third Assistant Postmaster General."

Complete Original sheets of the 5c and 10c Imitations, plus complete sheets of each value on India, and on card, were in the Collection of Mr. Mose Iacino of Denver, Colorado.

On the 5c Imitations the frame lines of all 50 stamps on the plate were recut due to the fact that the lines on the die were quite weak. With the exception of No. 1 on the plate, the right frame line of which was not recut, and No. 27, on which the bottom line was not recut, all four frame lines of all positions had to be recut. The 10c stamp shows that the frame lines of all positions had to be recut. Some of this recutting was very carelessly done and the frame lines on some of the stamps are very irregular.

The die used for the production of the Government Imitations was engraved with both the 5c and the 10c on the same die block. The two engravings are about 18½ mm apart. Impressions are known from this die which show both stamps. In the Lord Crawford collection there was such an item. It was printed in green, on India paper, and was mounted on a large card.

In 1902, for the "Roosevelt" proof books, the die proofs which were made from the Imitation dies were clearly printed to represent the 1847 stamps and were intentionally blurred for the 1875 items. This was done in an effort to cause the recipients of the book to believe they were receiving the original 1847 items as well as the 1875 issue. Of course such work did not deceive philatelists.

We understand that special die proofs of which perhaps only 4 sets were printed, were made in 1912 by order of the Postmaster General. These were printed on white India paper and were made to provide a fitting exhibit of United States stamps at the San Francisco Exposition. Both the 5c and the 10c Imitations were so printed as were many other items in the hands of the department.

Souvenir Sheet Proposed

There was considerable talk about issuing a souvenir sheet in 1940, using either the 5c, the 10c, or both as the subject, but this was not done. The story goes to the effect that since the original stamp had been demonetized, it was

felt that such an issue could not be made legal. We do not hold to this view and think it would have been easy enough to have made such an item legal for postage. Of course, if it was felt that precautions against the use of the 1875 or the 1847 items were necessary, it would have been possible to print them in such colors as could not have been confused by the postal clerks!

Probably the real reason that this sheet was not issued at this time was due to the fact that the collectors were not only fed up on new issues and souvenir sheets, but it was realized that it would be far better to use this design to celebrate the 100th Anniversary of our own stamps in 1947 than it would to celebrate the 100th Anniversary of the English "Penny Black" in 1940.

We are in receipt of the following letter from the Post Office Department, addressed to us and dated December 11, 1941:

"My Dear sir:

Receipt is acknowledged of your letter of December 1 to the Bureau of Engraving and Printing, relative to the printing of a souvenir sheet of postage stamps to commemorate the Centennial of the first adhesive stamp as celebrated in 1940, which has been referred to this Office.

It was originally planned to print a souvenir sheet of stamps of this character for sale through the Philatelic Agency as an official contribution to the stamp anniversary celebration. The Bureau of Engraving and Printing prepared a preliminary model for the miniature sheet but the project was abandoned before the model was approved. No plates were made and no souvenir sheets were ever printed.

Very truly yours,

(Signed) RAMSEY S. BLACK,
Third Assistant Postmaster General."

Chapter VII
Stamps issued for the 100th Anniversary of the 1847 Issue



Figure 138. 3c Commemorative, in blue, issued May 17, 1947.




Figure 139. Souvenir sheet issued May 19, 1947.



Figure 140. Air Mail Envelope issued May 21, 1947.

ALTHOUGH the above illustrations are of stamps issued in the 20th Century, we feel that it is fitting to show the stamps issued to commemorate the 100th Anniversary of our first stamp. Collectors that were disappointed when the Post Office Department failed to issue the Souvenir Sheet that was proposed in 1940 were well pleased with the action of the Department in 1947.

Chapter VIII

THE ISSUE OF 1851

IT is best, we believe, to start this chapter with an extract from the November 29th, 1851 report of the Postmaster General, which quotes from an Act approved March 3rd, 1851, entitled "An Act to reduce and modify the Rates of Postage in the United States and for other purposes" and which reads, in part, as follows:

SECTION 1. Be it enacted by the Senate and House of Representatives of the United States of America In Congress Assembled, That from and after the thirtieth day of June, eighteen hundred and fifty-one, in lieu of the rates of postage now established by law, there shall be charged the following rates, to wit: For every single letter in manuscript, or paper of any kind, upon which information shall be asked for, or communicated in writing, or by marks or signs, conveyed in the mail for any distance between places within the United States, not exceeding three thousand miles, when the postage upon such letter shall have been prepaid; three cents, and five cents when the postage thereon shall have not been prepaid; and for any distance exceeding three thousand miles, double those rates—for every single letter or paper when conveyed wholly or in part by seas, and to or from a foreign country, for any distance over twenty-five hundred miles, twenty cents, and for any distance under twenty-five hundred miles, ten cents, (excepting, however, all cases where such postages have been or shall be adjusted at different rates, by postal treaty or convention already concluded or hereafter to be made;) and for a double letter there shall be charged double the rates above specified; and for a treble letter, treble those rates; and for a quadruple letter, quadruple those rates; and every letter or parcel not exceeding half an ounce in weight shall be deemed a single letter, and every additional weight of half an ounce, or additional weight of less than half an ounce, shall be charged with an additional single postage. And all drop letters, or letters placed in any postoffice, not for transmission, but for delivery only, shall be charged with postage at the rate of one cent each; and all letters which shall hereafter be advertised as remaining over or uncalled for, in any post-office, shall be charged with one cent in addition to the regular postage, both to be accounted for as other postages now are."

It will be noted that the above act provides the reasons for the necessity of issuing new denominations of stamps since the stamps issued in 1847, of 5 and 10 cent denominations only, could not be used to make up the new rates which called for one cent for drop letters, and for three cents, and multiples thereof, for letters and small parcels.

Section 2 of the Act concerns rates on Newspapers and Circulars but it would not, in our opinion, interest many of the readers of this book and it will not be quoted here. Nevertheless it should be noted that this section provides a second need for a stamp of the denomination of One Cent for it provides that a one cent rate shall prevail on unsealed circulars, weighing one ounce or less, sent for a distance not exceeding five hundred miles. It did not state that circular mail had to be prepaid.

Section 3 of the Act is quoted here because it not only refers to the issuance of the stamps under the Act but it provides a law on counterfeiting. This section is now quoted:

"SECTION 3. And be it further enacted, That it shall be the duty of the Postmaster General to provide and furnish to all deputy postmasters, and to all other persons applying and paying therefor, suitable postage stamps, of the denominations of three cents, and of such other denominations as he may think expedient, to facilitate the prepayment of the postages provided for in this act; and any person who shall forge or counterfeit any postage stamp provided or furnished under the provisions of this or in any former act, whether the same are impressed or printed on or attached to envelopes or not, or any die, plate, or engraving therefor, or shall make or print or knowingly use or sell, or have in his possession with intent to use or sell, any such false, forged or counterfeited die, plate, engraving, or postage stamps, or who shall make or print, or authorize or procure to be made or printed, any postage stamps of the kind provided and furnished by the Postmaster

General as aforesaid, without the especial authority and direction of the Post Office Department, or who after such postage stamps have been printed shall, with intent to defraud the revenues of the Post Office Department, deliver any postage stamps to any persons other than such as shall be authorized to receive the same by an instrument of writing, duly executed, under the hand of the Postmaster General, and the seal of the Post Office Department, shall, on conviction thereof, be deemed guilty of felony, and be punished by a fine not exceeding five hundred dollars, or by imprisonment not exceeding five years, or by both such fine and imprisonment; and the expenses of procuring and providing all such postage stamps and letter envelopes, as are provided for or authorized by this act, shall be paid, after being adjusted by the auditor of the Post Office Department, on the certificate of the Postmaster General out of any money in the Treasury arising from the revenues of the post office department."

NEW POSTAGE ACT.

Instructions to Postmasters.

The particular attention of Postmasters and others is invited to the provisions of the annexed act, passed at the last session of Congress. It will be observed—

1st. That from and after April 1st, 1855, the single rate of postage on a letter conveyed in the mail for any distance *between places in the United States* not exceeding three thousand miles, is three cents; and for any distance exceeding three thousand miles, ten cents.

2d. That from and after April 1st, 1855, pre-payment, either by stamps, stamped envelopes or in money, is compulsory.

3d. That from and after January 1st, 1856, all letters between places in the United States must be pre-paid, either by postage stamps, or stamped envelopes.

4th. That the laws relating to the franking privilege are not altered.

5th. That the existing rates and regulations in regard to letters to or from Canada and all other foreign countries remain unchanged.

Unpaid letters mailed before April 1st, 1855, will be forwarded and delivered upon the payment of the postage by the person addressed.

Postage stamps and stamped envelopes of the denomination of ten cents will be prepared and issued speedily; and the Department will use every exertion to supply all the Post Offices with one and three cent stamps also, as fast as they may be required.

Absolute prepayment being required on all letters to places within the United States, *from and after 1st April, 1855*, great care should be used, as well in prepaying the proper amount on letters above the weight of half an ounce as on single letters.

Postmasters will post up conspicuously in their respective offices a notice calling attention to the provision of the act requiring prepayment.

The provisions in regard to the registration of valuable letters will be carried into effect and special instructions issued on the subject as soon as the necessary blanks can be prepared and distributed.

JAMES CAMPBELL,

Postmaster General

POST OFFICE DEPARTMENT,

March 12, 1855.

Figure 141.

The act contained other provisions but they are deemed of insufficient interest to most collectors to include them here.

The Act of August 30, 1852, which became effective on September 30, 1852, changed the circular rate so that a circular weighing up to three ounces could be sent to any point in the United States, if prepaid, for one cent. Each additional ounce or fraction of an ounce cost an additional cent and if the circular was sent unpaid, the addressee had to pay double rate to receive it. For that reason some advertisers prepaid their circulars and made a point of it with their customers.

The next, and last act to be noted here, is set forth in brief in the circular that was sent to the postmasters and which is illustrated above.

Chapter IX

THE ONE CENT STAMP OF 1851

THE terms "One Cent 1851 and One Cent 1857" are so closely associated with the name of Stanley B. Ashbrook that it is impossible for the author to think of the stamps without thinking of the man. His two volume work on these stamps, "The United States One Cent Stamp of 1851-1857," has won universal acclaim, national and international honors, and in our opinion it is the greatest philatelic study ever made. This statement is made in full knowledge and appreciation of the fact that there have been many great books written by other master philatelists. We will not attempt to mention them all here, and indeed they need no introduction for their works have proved themselves, yet we would feel amiss if we did not here pay particular tribute to two students whose names are familiar to every collector of 19th Century U. S. stamps. These men, the late Dr. Carroll Chase and Elliott Perry, rate as truly great students and everyone who reads this book owes much to them as will be noted in succeeding chapters.

For the information on the One Cent stamp presented here, we believe that Ashbrook should receive the credit unless other credit is specifically mentioned. Most of the information given here was obtained from a study of his work on the One Cent stamp and such information, as well as most all of the illustrations, are presented with his generous permission granted many years ago.

Contract for the Production of the 1851 Stamps

The contract for the production of the 1851 stamps was given to the firm of Toppan, Carpenter, Casilear & Co., whose main office and sole manufacturing plant was in Philadelphia although they maintained branch offices in New York, Boston, and Cincinnati. This contract was for six years but was extended for four more years or until June 10, 1861. The 1851 contract provided, for the first time, for the appointment of a Government Agent in charge of the dies and plates, while they were in the Contractor's custody, and to whom all deliveries of the stamps were made as they were printed. It also provided that the dies and plates were to be sealed and deposited in the Assistant U. S. Treasurer's office in Philadelphia when such items were not in use. Thus it would seem that all reprints, re-issues and proofs were necessarily made only upon direct order from the Post Office Department, except perhaps for the original proof reader's sheet that was kept in the files of the bank note company as a record. We will not go into the details of the contract except to say that the rate of payment for the printing of the stamps was 15c per thousand for the last 4 year contract. The price of 18c included perforating and packing the stamps in suitable containers for mailing.

First Stamp Agent

During the life of the Toppan, Carpenter, Casilear & Co., contract the first Stamp Agent was appointed. He was Jessey Johnson, appointed May 18, 1855, and with his office in the Jyane Building on Chestnut Street in Philadelphia.

Until February 1855 finished stamps were delivered directly to Washington. Afterwards, until February 1, 1869, stamps were delivered to the Stamp Agent at their place of manufacture and delivered by him to Washington. From that date on, they were forwarded by the Stamp Agent, through the Registry Division of the New York Post Office to the various postmasters against their orders that were approved by the Post Office Department in Washington. After the Bureau took over the manufacture of our stamps they of course were distributed from Washington.

The Causes of the Various Types of the One Cent Stamps

The different types of the One Cent stamps were caused as follows:

(a) *Relief Trimming.* This applies to an alteration of the design of the relief on the transfer roll made by the trimming away of certain of the outstanding lines, thereby making the relief design different from the die design.

(b) *Short Transfer.* This is the result of insufficiently rocking a relief on a transfer roll to the full extent of the design. It may occur when the roll is made from the die or as the plate is made from the roll. This was intentionally done on certain One Cent plates, and unintentionally on others. On the One Cent stamps the short transfer may occur at the top or bottom of the stamp design, or at both places, and a design so transferred to a plate of course differs from the relief design and also from the die design.

(c) *Re-cutting.* This applies to lines that are drawn directly on the design on the plate by the use of a hand engraving tool. Naturally, when any position on a plate is gone over and recut the design is different from the relief from which it was transferred, and of course also is different from the die design.

(d) *Erasure.* This is a term applied to certain alterations made in a design on a plate and generally occurs in the final finishing of the plate during the burnishing process. Fine lines forming the outside parts of the design can be erased or removed from the surface of the plate by the burnishing tool. Intentional erasures were made on several One Cent plates and such erasures altered some of the various positions on the plate, and of course the stamps printed from those positions, from one type to another. On another plate unintentional erasures were made, but these were not sufficient to change the type characteristic. When a steel plate is not too thick, complete erasures of a design can be accomplished by laying the plate face down on a hard and highly polished surface and then raising the sunken lines of the design to the surface of the plate by "knocking the plate up," by hammering from the back, at the desired point of erasure, so that it can properly be erased. The efficiency of this method depends on the thickness of the plate for when a plate is too thick the design must be cut away from the normal surface with a burnishing tool.




Figure 142. Example of Relief Trimming.

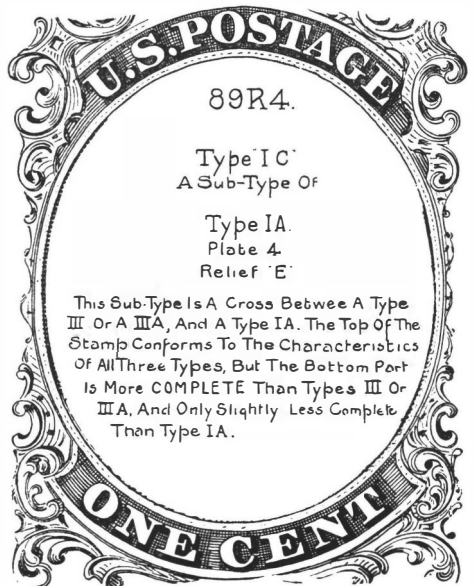


Figure 143. Example of Short Transfer.

After an erasure, a new transfer (called a "Fresh Entry") can be made, but the erasure must be very carefully done or traces of the original entry will appear on the stamps printed from such erased positions. This is one of the origins of a "Double Transfer."




Figure 144. Example of Recutting.

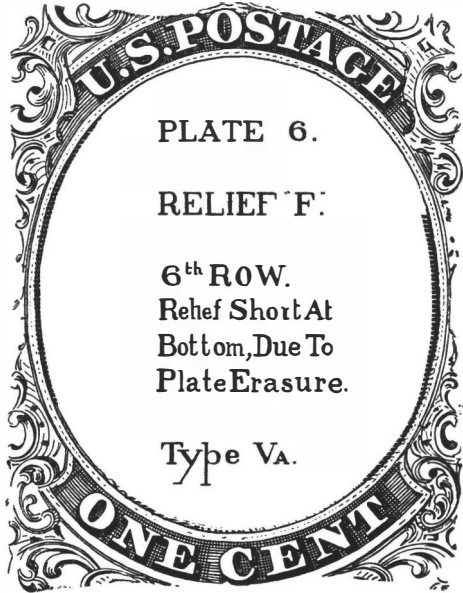


Figure 145. Example of Plate Erasure.



Figure 146. A beautiful block showing various recuts in the outer top and bottom lines.

The Types of the One Cent 1851 Stamps

There are seven types of these stamps as listed in the "United States Stamp Catalogue." They are named Type I, Type Ia, Type Ib, Type II, Type III, Type IIIa, and Type IV. All of course are imperforate. There is another variety that might possibly be said to deserve catalog listing, called Type Ic by Ashbrook, and about which information will be presented here.

The illustrations that follow are by Ashbrook.




Figure 147.

As can be seen from the excellent illustration of the die proof shown above, the engraving on this stamp is truly remarkable. When it is realized that the illustration is about 4 times the natural size, the remarkable ability of the engraver becomes evident. As a matter of fact, the engraver's work was a bit too delicate because every position on the plate was recut, almost certainly before the plate was put to use.

Type I (Scott 5, Minkus 3)

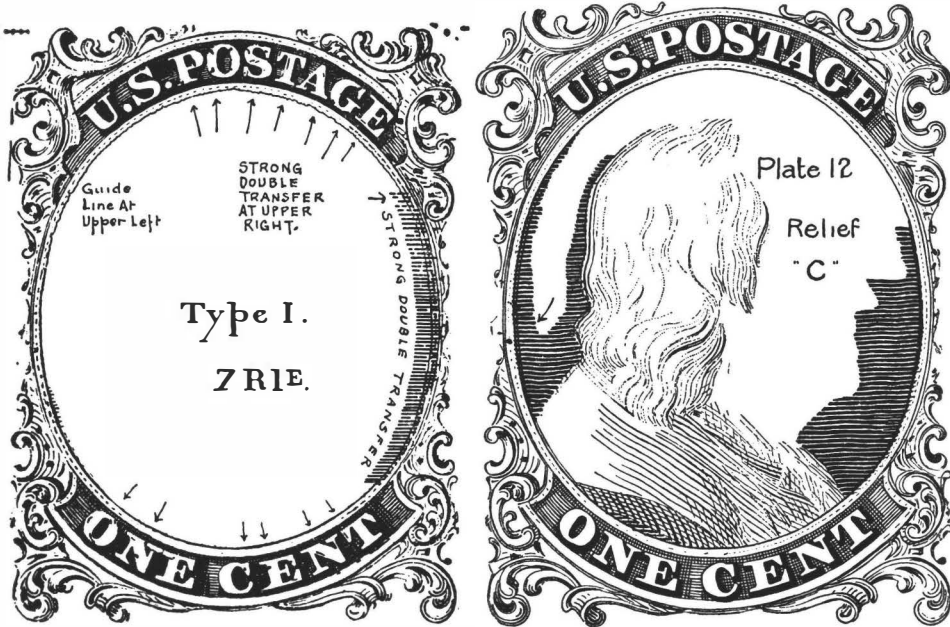


Figure 148. Drawing of Type I Imperforate. Figure 149. Drawing of Type I Perforate from Plate 12.

Your particular attention is called to the fact that Type I imperforate exists only as shown in the illustration and that it always bears the strong double transfer that is made clear in the drawing. This type comes only from the single position 7RIE (position 7 on the right pane of Plate I in the early state of the plate). The Type I perforated, which is illustrated for purposes of comparison with the imperforate, comes only from Plate 12. It should be thoroughly understood that none of the 99 positions on Plate 12 that produced perforated Type I stamps had a double transfer identical to the double transfer on position 7RIE from which the imperforate type I stamp was produced.

Fakers are constantly trying to pass off various items as the true Type I imperforate, and since some of these are very similar to the real item, it follows that in the purchase of expensive stamps of this nature it certainly is wise to pay an expert a fee for his examination of the item. A few dollars invested in the services of a qualified expert certainly is money well spent.



Figure 150. 6, 7 RI E in a pair. The right stamp is type I. (Ex-Newbury collection).

Mr. Ashbrook had the following to say regarding Type I: "All stamps from Plate 12 show the dot in the white border surrounding the medallion on the left side. This dot is also found on all of the 100 stamps from the 1875 'Reprint Plate.' *It is not found on any of the imperforate One Cent Stamps.* Quite frequently I have imperforate stamps submitted to me for examination which are claimed to be Type I. As only one position produced an imperforate stamp that was a Type I, the well known 7RIE, any imperforate stamp supposed to be a Type I would have to be from this position on the plate. If one cannot identify the characteristics of this stamp from the illustrations presented in this book it is well to remember that the great majority of supposed copies of 7RIE are nothing more than doctored proofs from the 1875 Reprint plate. All of these show the secret dot at the left. Therefore, if one has a stamp he believes may be a Type I, it cannot be a 7RIE if it shows the secret dot. If it is not from position 7RIE it is not an imperforate Type I."

A brief description of the Type I stamps is that they contain the original full and complete design as shown on the original die. This means that the top of the stamp shows the complete right and left ornaments as well as the complete top line; the side ornaments are complete; and the right and left full plumes, the right and left ball, and the bottom line are all complete.

The imperforate Type I, we again repeat for emphasis, comes only from one position, 7R on Plate One, during the original or "Early" state of the plate. It is a very rare item as can be indicated by the fact that at the time of this writing, (1947), only about 40 copies are known to exist. This is about one stamp for every 750 of this type believed to have been printed.

The finest Type I item known is the famous "Newbury Cover" which we are privileged to illustrate. As is well known, the Saul Newbury Collection presented a magnificent array of nearly every United States stamp but his collection of the One Cent 1851-57 stamps was truly world famous. It is not the fact that this collection contained all the varieties, the rare as well as the common ones, in profusion, that strike the skilled philatelist for he had seen such things before. What did excite his everlasting admiration was the never-ceasing parade of SUPERB items he saw before him. The remarkable cover illustrated here is a fair sample of the kind of items, and the quality, of the items that was found throughout the Newbury Collection.



Figure 151. The famous Newbury 7RIE cover. (Ex-Newbury collection).

This cover was acquired by Mr. Newbury at the first sale of the late Judge Robert S. Emerson collection. An accurate description of it is as follows: A superb strip of three, consisting of Type I, Type IB, Type IB, used on July 5, 1851, just four days after issue. Superb color and impression, lightly cancelled with brilliant red gridirons, and on a neat clean cover which has a clear cut circular red postmark "Richmond, Va. Jul 5."




Figure 152. Another beautiful type 1 on cover, positions 3, 7, 8R1E. (Ex-Krug collection).



Figure 153. The strip of 7, 8 9R1E on the cover shown in illustration Figure 150.
 Shades: Blue, pale blue, dark blue.
 Varieties: Double transfer (all of these stamps have a double transfer).
 Plates: Plate One Early.
 Cancellations: Black, blue, red.
 Cancellation varieties: Black town, Blue town, Red town, Red "Paid."
 Quantity issued Estimated at 30,000.

Type Ia (Scott 6, Minkus 4)

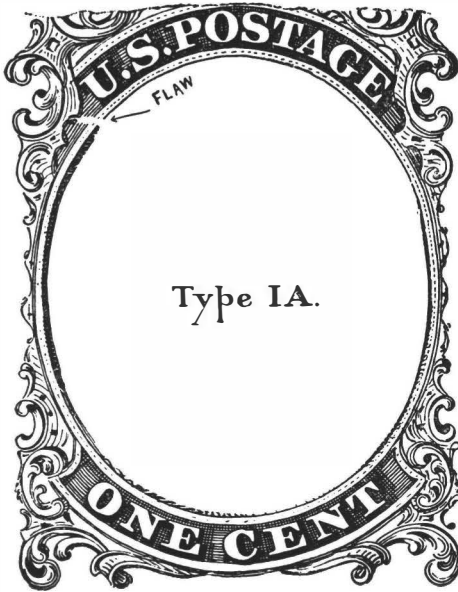


Figure 154. Drawing of 1A Design.

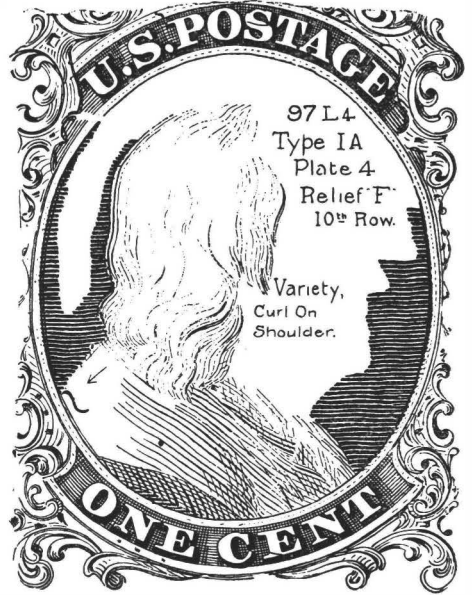


Figure 155. Drawing of 1A showing "curl" variety.

Type Ia stamps have the complete design at the bottom as is the case of the Type I stamps, but the top ornaments and outer line at the time is partially cut away. True Type Ia stamps always have the flaw shown in the illustration but not all stamps having this flaw are Type Ia. Type Ia stamps come only from the bottom row of both panes of Plate Four and are found imperforate in the 1851 issue and perforate in the 1857 issue. There are a few positions on the plate that show an unbroken wavy line at the top and this blurred wavy line may be mistaken for an unbroken top line. Actually this is not the top line but it is a burr caused by the transfer and erasures on certain positions on the plate.




Figure 156. Very rare strip of 3 Type IA cancelled with "Chicopee Star."
(Ex-Newbury collection).



Figure 157. A beautiful example of Type IA.



Figure 158. A remarkable strip of three, types 111A, 111A, and 1A.

Shades: Dark blue, blue.
 Varieties: "Curl on shoulder" (97L IV).
 Plates: Plate IV.
 Cancellations: Black, blue.
 Cancellation varieties: Black carrier, Red Carrier.

Type IB (Scott 6b, Minkus 5)

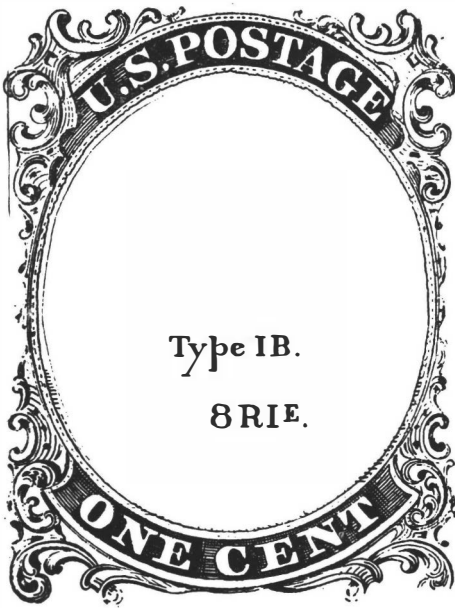


Figure 159.

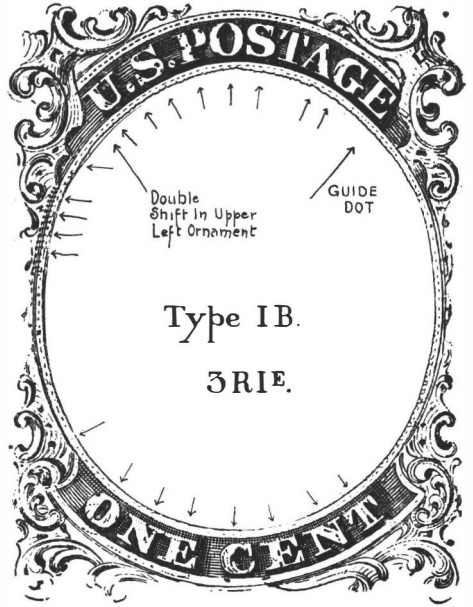


Figure 160.




Figure 161. A fine type 1B on a First Day Cover.

Type Ib came only from 6 positions on Plate One Early. Of these positions 6RIE and 8RIE are the best examples, while 3RIE, 4RIE, 5RIE, and 9RIE are the less distinct examples and they have less than half of the value of 6RIE and 8RIE. The differences in the stamps from the better positions and the less distinct positions occur at the bottom of the design for all these stamps are complete at the top as is Type I. The bottom of the design is *nearly* complete on 6RIE and 8RIE but in neither case is there ever found a stamp with both the right and

left full plumes complete. The same is true of the less distinct positions except that more of the bottom design is missing from these 4 positions than is the case with 6RIE and 8RIE. The illustrations show these differences to advantage.

In the Kelleher sale of Oct. 19, 1937, a Type Ib (5RIE) was sold which was tied by a red grid to a printed circular dated June 30, 1851. The cancel was July 1 and this was a First Day usage of the kind of cover over which any true philatelist can really enthuse.



Figure 162. This is a remarkable unused irregular block of 8 from positions 3RIE to 9RIE and 14 and 15RIE which contains no less than 5 copies of type 1B in positions 4, 5, 6, 8, 9RIE. 7RIE in the above item is of course Type I while 14RIE and 15RIE are Type II.



Figure 163. The two stamps on the right of this strip are type 1B. Positions are 7, 8, 9RIE so the left stamp is a Type 1.

Shades: Blue, pale blue, dark blue.

Varieties. Double transfer (3RIE),

Plates: Plate One Early.

Cancellations: Black, blue, red.

Cancellation varieties: Blue town.

Type Ic





Figure 164. A drawing showing Type Ic with the variety "Curl in C of Cent."

Figure 165. A good example of this scarce type.

This type is not recognized by Scott's but it is an important variety. It quite often is mistaken for Type Ia so we feel that it should be shown here. The illustration is of position 96R IV and shows not only type Ic but the variety "Curl in C of Cent." This type is the same as type Ia at the top and is similar to Type Ia at the bottom except that the right full plume is only about half complete and the right ball is only partially complete. The left full plume is complete or very nearly complete and the left ball may be complete or only partially complete. This type came only from plate Four and was produced from only 8 positions of that plate so it can be seen that it is scarce and desirable.

Since those copies of this variety that have the flaw so closely resemble the Type IA stamps they are often offered as the more valuable IA. These items exist with expert painting done on the Right Ball and the Right Scroll and as such they are dangerous fakes.

The best examples of this type show the Right Ball almost complete but poorer examples show this ball no more than half or less complete.

Shades: Dark blue, blue.

Varieties: "Curl in C of Cent" (96R IV)

Plates: Plate IV.

Cancellations: Black

Cancellation varieties: Black town.

Type II (Scott 7, Minkus 6)

This stamp came from Plate One Early, Plate One Late, Plate Two, Plate Three, and Plate Four. The principal distinguishing characteristics of Type II are that the top line is always complete, the top ornaments may be complete or they may be partially cut away, the bottom line is always complete, and the little balls of the bottom scrolls and the bottom of the lower plume ornaments are missing.



Figure 106. This photo not only shows the characteristics of the Type II stamps but is a remarkable example of the "Big Plate Two Flaw."

In the Hind Sale, conducted by Chas. J. Phillips on Nov. 20-24, 1933, there was sold an unused sheet of 100 of Type II. It had a full imprint and Plate No. 2 on the right, full margins, but was without gum.

Numerous double transfers have been discovered including "double transfer, one inverted," (71L IE), and "Triple transfer, one inverted," (81L IL and 91L IE). Positions 2L, 12L, 13L, and 23L of Plate 2 have what is commonly known as the "Big Crack" although Ashbrook preferred to call this "The Big Plate Two Flaw." In Volume One of his work on these stamps he offered an excellent explanation of the probable manner in which this defect was brought about. This defect in the plate was so noticeable that it is a wonder that the stamps produced from it ever were accepted by the government.

In addition to the "Big Crack" or "Big Plate Flaw" on Plate II, there were a number of surface cracks on Plate III which also produced Type II stamps. It should be understood that these were often fine lines that can sometimes be seen only with the aid of a magnifying glass. It is highly probable that these small surface cracks originated in the hardening process rather than during the life of the plate.



Figure 167. The center stamp shows the experimental "Chicago Perforation."




Figure 168. A fine strip of Type II showing the scarce Philadelphia cancellation.




Figure 169. An extraordinary Valentine cover bearing a pair and 2 singles of Type II and a pair of Type IIIA. (Ex-Jefferson Jones collection).

When Toppan, Carpenter & Company received a perforating machine from England in 1856 it is believed that they experimented with it and that the so-called "Chicago Perforations" are a result of their experiments. The name given to this particular perforation is due to the fact that most known copies bearing this perforation, which measures about $12\frac{1}{2}$, are known used from Chicago. On the One Cent stamp they have been found on Type II stamps from Plate Two and Type IV stamps from Plate One Late. The only other denomination of stamps upon which this perforation has been found up to this writing is the Three Cent. About twenty used copies of the Three Cent have been found. Stamps bearing this perforation are known used as early as July 14, 1856 and as late as January 22 and possibly January 23, 1857. Care should be exercised in the purchase of these particular items as clever fakes are known to exist.

Shades: Blue, pale blue, dark blue.

Varieties: Double transfer, double transfer, one inverted (71L IE), Triple transfer, one inverted (81L IL and 91L IE), Cracked plate (2L, 12L, 13L, 23L, 33L. Plate II). Perforated $12\frac{1}{2}$ (unofficial).

Plates: Plate One Early, Plate One Late, Plate Two, Plate Three, Plate Four.

Cancellations: Black, blue, red, magenta, ultramarine, green.

Cancellation varieties: "Paid," "Way," "Steam," Numerals, Railroad, Steamboat, Black Carrier, Red Carrier, U. S. Express Mail, Precancelled "Paid," 1855 year date, 1856 year date, 1857 year date, 1858 year date.



Figure 170. 1c Type II used to pay the circular rate to carry the San Francisco News Letter from Benicia, Cal. to Ohio. A space inside that was reserved for personal messages was not used hence the 1c Circular rather than the 10c rate. Courtesy Wm. O. Bilden.

Type III (Scott 8; Minkus 7)



Figure 171.




Figure 172.




Figure 173.




Figure 174.

Type III stamps came from Plate One Early, Plate II, and Plate IV. In this type both the top and bottom lines are broken but the width of the break in the lines occurs in varying degree. In order to show these differences, several illustrations are shown here.




Figure 175. A remarkable item containing the rare Type III from 1892.
(Ex-Newbury Collection).



Figure 176. This is a fine example of Type III and it comes from position 66R4.




Figure 177. Type III.

As has been noted, the finest Type III comes from 99R2. As of 1966, Scott lists this at \$600 but a superb copy sold in a February, 1966 "Rarity Sale" by Robert A. Siegel at just double that figure. I really don't like to quote prices as they soon become obsolete. Prices that appear high today seem low very soon.

It should be noted that the side ornaments of the stamps must be complete for this type otherwise is quite similar in appearance to Type V stamps of the 1857 issue that are discussed and illustrated further along in this chapter. The Type V stamps do not have complete ornaments at the sides but are similar to Type III stamps at top and bottom. Since they sometimes come with margins so large it is possible by trimming off the perforations to create the appearance of an imperforate stamp, fakers often do this and then try to pass the stamp as a Type III imperforate.

The finest example of Type III is the famous 99R II, (position 99 on the Right Pane of Ulate Two), and we illustrate a remarkable example of this item. It is a very rare and desirable stamp and is valued at about four times as much as are the other Type III stamps which in themselves are rare items.

Shades: Blue, pale blue, dark blue.

Varieties: In a pair with Type IIIa.

Plates: Plate Two, Plate Four.

Cancellations: Black, blue.

Cancellation varieties: Red Carrier, Black Carrier (Plate Four).

Type IIIa (Scott 8A, Minkus 8)





Figure 178. Drawing of Type IIIA showing break at top but complete at Bottom

Figure 179. A fine example of Type IIIA with outline complete at top but broken at bottom.




Figure 180. A nice sharp Type IIIa from Plate 4 used on a circular from Minneapolis, Minn. to Rochester, N. Y. Courtesy Wm. O. Bilden.

Type IIIa came from plate One Early, Plate II, and Plate IV. It is similar to Type III but the outer line is broken at the top or at the bottom but both lines are not broken on the same stamp. The top and bottom ornaments generally are very incomplete. Certain stamps may show traces of the turned under balls of the bottom scrolls but these mere traces do not entitle such stamps to be put into any Type I sub-type classification. Nearly all Type IIIa stamps show the break in the top line rather than in the bottom line, hence in showing examples of this type in a specialized collection, it is well to show both varieties.

Shades: Blue, dark blue, pale blue (Plate IE).

Varieties: Triple transfer, one inverted (81 L IE).

Plates: Plate one Early, Plate Two, Plate Four.

Cancellations: Black, blue, red.

Cancellation varieties: "Paid," Black Carrier, Red Carrier.

Type IV (Scott 9, Minkus 9)



Figure 181. This interesting pair shows both Type II and Type IV, positions 4 and 5R1L, the right stamp being recut once at the bottom.

Type IV comes only from Plate One Late. Apparently about May, 1852, in an attempt to improve Plate One, (in the original state of the plate we call it Plate One Early), 199 positions on the plate were recut, and in addition, many, and perhaps all, positions were re-entered. In these 199 recut positions we find certain variations of recutting since this work was all done by hand. No two positions were identically recut although the differences may be so small as to be difficult to detect. There are four illustrations of the various kinds of recutting illustrated here but these do not cover all of the variations. 113 positions on the plate had both top and bottom lines recut, 40 positions had only the top line recut, 8 positions had only the bottom line recut, 11 positions had a

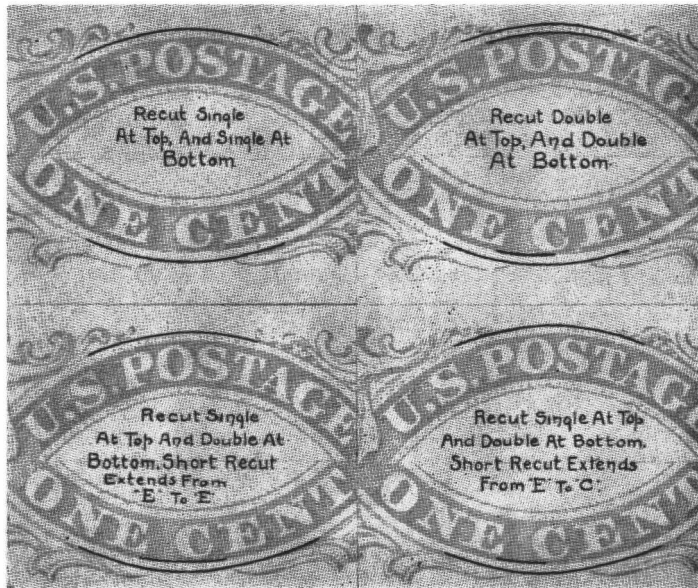


Figure 182. Drawing showing locations of various kinds of recuts. The strength of the recuts is of course exaggerated.


double recut at the bottom, 4 positions had a double recut at the top and a single line recut at the bottom, and 2 positions had a double recut at the top and a double recut at the bottom. Your attention is called to the positions of the lines of the double recuts as they are shown in the illustration. The only position in the entire plate that was not recut was 4R but even this position, which produced Type Ib stamps during the life of the plate in its original state, (which as has been noted before is known as Plate One Early), produced Type II stamps during the life of Plate One Late. It was not recut but it was reentered and its type was changed to Type II. Many, and perhaps all, of the other positions on the plate were reentered and all except 4R, or a total of 199 out of the 200 positions on the plate, were recut. In this second state, or condition, of the plate, known as Plate One Late, it is thus possible to find the Type II stamp from position 4RIL in a pair with a Type IV stamp for every stamp that adjoins 4RIL, (3RIL, 5RIL, 14RIL), is a Type IV. Such items are desirable and are worth ten times as much as a normal pair of Type IV stamps.

Advanced collectors like to have at least one example of each type of recut as illustrated in Figure 182 while collectors who have truly earned the right to be called "Specialists" of this stamp make a real effort to obtain a copy from each position available to them.

No 1									
1	2	3	4	5	6	7	8	9	10
Shift 1 EE	Shift 2 EE	Shift 3 EE	Shift 4 EE	Shift 5 EE	Shift 6 EC	Shift 7 EE	Shift 8 EE	Shift 9 EC	Shift 10 EC
(11)	(Shift 12)	(Shift 13)	(Shift 14)	(15)	(Shift 16)	(Shift 17)	(18)	(19)	(Shift 20)
(Shift 21)	(22)	(23)	(Shift 24)	(Shift 25)	(Shift 26)	(Shift 27)	(28)	(29)	(30)
(Shift 31)	(32)	(33)	(Shift 34)	(35)	(Shift 36)	(37)	(38)	(39)	(40)
(Shift 41)	(42)	(43)	(Shift 44)	(45)	(46)	(47)	(48)	(49)	(50)
(51)	(Shift 52)	(Shift 53)	(Shift 54)	(Shift 55)	(Shift 56)	(Shift 57)	(58)	(59)	(60)
(Shift 61)	(62)	(63)	(64)	(Shift 65)	(Shift 66)	(Shift 67)	(68)	(69)	(Shift 70)
(Shift 71)	(Shift 72)	(Shift 73)	(74)	(75)	(Shift 76)	(77)	(78)	(Shift 79)	(Shift 80)
(Shift 81)	(Shift 82)	(Shift 83)	(84)	(85)	(Shift 86)	(87)	(Shift 88)	(89)	(Shift 90)
(Shift 91)	(92)	(93)	(94)	(95)	(96)	(Shift 97)	(Shift 98)	(99)	(Shift 100)

No 2									
1	2	3	4	5	6	7	8	9	10
Shift 1 EE	Shift 2 EC	Shift 3 EC	Shift 4 EC	Shift 5 EC	Shift 6 EC	Shift 7 EC	Shift 8 EC	Shift 9 EC	Shift 10 EC
(11)	(Shift 12)	(13)	(Shift 14)	(15)	(Shift 16)	(17)	(18)	(19)	(Shift 20)
(Shift 21)	(Shift 22)	(Shift 23)	(Shift 24)	(Shift 25)	(Shift 26)	(Shift 27)	(28)	(29)	(30)
(Shift 31)	(32)	(33)	(Shift 34)	(35)	(Shift 36)	(37)	(38)	(39)	(40)
(Shift 41)	(42)	(43)	(Shift 44)	(45)	(46)	(47)	(48)	(49)	(50)
(51)	(Shift 52)	(Shift 53)	(Shift 54)	(Shift 55)	(Shift 56)	(Shift 57)	(58)	(59)	(60)
(Shift 61)	(62)	(63)	(64)	(Shift 65)	(Shift 66)	(Shift 67)	(68)	(69)	(Shift 70)
(Shift 71)	(Shift 72)	(Shift 73)	(74)	(75)	(Shift 76)	(77)	(78)	(Shift 79)	(Shift 80)
(Shift 81)	(Shift 82)	(Shift 83)	(84)	(85)	(Shift 86)	(87)	(Shift 88)	(89)	(Shift 90)
(Shift 91)	(92)	(93)	(94)	(95)	(96)	(Shift 97)	(Shift 98)	(99)	(Shift 100)

Figure 183. The layout of Plate One Late showing the location of the various recuts.



Note - Bottom Recut

Figure 184. Drawing showing traces of Inverted Transfer on Type IV.




Figure 185. Drawing showing traces of Inverted Double Transfer on Type IV.

Recap of Recut Varieties

Recut once at top and once at bottom, 113 on plate.

Recut once at top, 40 on plate.

Recut once at top and twice at bottom, 21 on plate.

Recut twice at bottom, 11 on plate.

Recut once at bottom, 8 on plate.

Recut once at bottom and twice at top, 4 on plate.

Recut twice at bottom and twice at top, 2 on plate.

Pair, one stamp not recut; 4R1 with 3R1, 4R1 with 5R1, 4R1 with 14R1.

In the Kelleher Sale of Dec. 4, 1943 there was sold a remarkable Type IV block of 82 from the left pane of Plate One Late. This item was from the Wm. C. Michaels Collection.

Shades: Blue, pale blue, dark blue.

Varieties: Double transfer; double transfer, one inverted (71L IL); triple transfer, one inverted (81L IL and 91L IL), Cracked plate, perforated $12\frac{1}{2}$ (unofficial).

Cancellations: Black, blue, red, ultramarine, brown, green, violet.

Cancellation varieties: "Paid," "U. S. PAID." "Way," "Free," "Steam," Railroad, Numerals, Steamboat, Steamship, Red Carrier, Black Carrier, U. S. Express Mail, Express Company cancellation, Packet Boat, precancelled "Paid." 1853, 1855, 1856 or 1857 year date.

Chapter X
THE THREE CENT STAMP OF 1851
(Scott 10 & 11, Minkus 10 & 11)



Figure 186. A fine mint block of 15.

No stamp, not even the One Cent Stamp of this same issue, has been more intensively studied than the Three Cent stamp of 1851. Dr. Carroll Chase was the man who did most of the studying, and, as is well-known, he was one of our truly great philatelic students. His studies on the early stamps of the U. S. and of the early stamps of France are classics. His studies on the 3c 1851-57 resulted in his writing the great book "The 3c Stamp of the United States 1851-1857 Issue" and he became so closely associated with the stamp that the words "Chase" and "3c '51's" are inseparably linked together. Dr. Chase always did everything possible to help anyone who is interested in philately and following his usual custom he most kindly gave the writer carte blanche to draw from his work on the 3c. The bulk of such information as is presented here was taken directly from his writings.

Stamps from Plate IE in orange brown are known used on the first day of issue, July 1, 1851.

This stamp, the 3c 1851, was issued to pay the single letter rate of 3c for any distance not exceeding 3,000 miles, drop letters excepted as their rate was 1c, with single letters being defined as $\frac{1}{2}$ ounce or less, all as provided in the Act of March 3, 1851, the details of which were given in a previous chapter of this book. The 3c rate therefore applied to all ordinary letters mailed from one point to another throughout the country, excepting those that passed between the East and West coasts, which in most cases just exceeded 3000 miles. Until it was changed on March 3, 1855, the rate for single letters traveling more than 3000 miles was 6c and this naturally produced a considerable number of used pairs of the 3c 1851. These used pairs were a great help in the remarkable plating work done by Dr. Chase.

Nine plates, numbered 1 thru 8, with another plate bearing no plate number but which commonly is called "Plate O," were used to produce this stamp. Dr. Chase reconstructed all of these plates and in his book on the stamp he gave detailed information regarding them. It is obvious that only a few such

details can be covered in this book. Students who wish to make a detailed study of the stamp will find the Chase book an absolute necessity, for here we can do little more than indicate the most important varieties.



Figure 187. Stamps showing the plate number are rare.



Figure 188. Block containing positions 74, 84, 94L5L showing cracked plate.



Figure 189. This is a complete Right Pane from Plate 3. It is believed that only three such panes now exist. Sale price Feb., 1966, \$17.00. Courtesy Robert A. Siegel.



Figure 190. This letter is dated Savannah, Nov. 16. Apparently it was mailed direct with the ship "Augusta" bearing a U. S. Mail Contract. Photo by Ashbrook.




Figure 191. The interesting portion of this letter is the marking "Due 4". Ashbrook surmised that this a "Ship Letter" off of a non-contract private ship, rated as 2c Ship Fee plus 5c as unpaid for a total of 7c. Credit was given for the 3c stamp on the cover leaving 4c due. Photo by Ashbrook

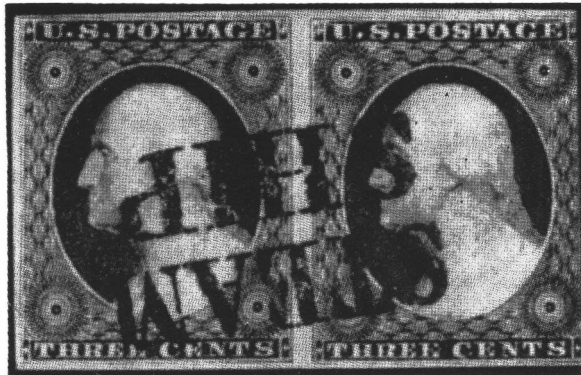


Figure 192. A fine pair with a "Steam Ship" Cancellation.

This stamp is one of the most common stamps found on our early Territorial covers but any of these stamps struck with a Territorial postmark is a desirable item. One of the scarce Territorial covers known to me is one from "Eagletown, Ark." mailed April 2nd, 1856 to Washington, D. C. At the time this area was in the Choctaw Nation which in turn was a part of Indian Territory. This cover, and other Territorial covers are described in "United States Territorial Mails", by Gaspare Signorelli in the June, 1964 Postal History Journal.

The magnitude of the work of Dr. Chase is indicated when one realizes that in these nine imperforate plates there were 1800 stamps, some of them in several states of the plate, all of which could have been identified by Dr. Chase.

The identification of individual stamps is made possible, to beginners in some cases, but only to experts in others, principally by the fact that there was a great deal of recutting on these stamps and this recutting, plus other plating marks, is so varied that proper identification of the position of each stamp has been made possible thru the work of Dr. Chase. It is a remarkable fact that every one of the 1800 positions on the nine 3c 1851 plates was recut to a minimum of at least two frame lines.

Any student who is at all interested in this stamp will find it necessary to know the names by which the various portions of the design are known and to that end the diagram shown here should be given earnest consideration.

Also given here is a diagram indicating the portions of the design that were recut and it is worth careful study.

The recutting that can be considered normal on the stamps is all recutting that corrected, or attempted to correct, the weakness of any portion of the design. This of course includes the recutting of the frame lines, label blocks, the diamond blocks, the recutting in the triangles, and the recutting of the lines on the bust.

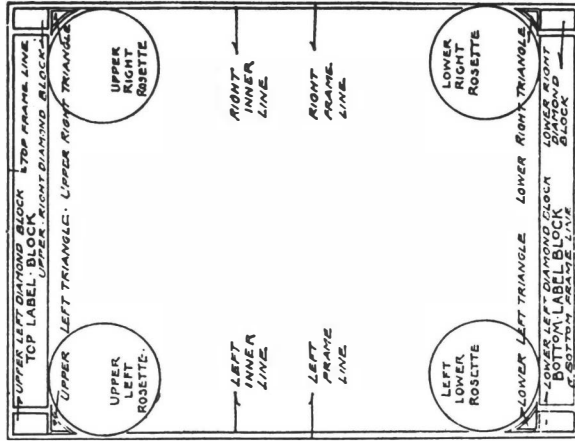


Figure 193.

Top.

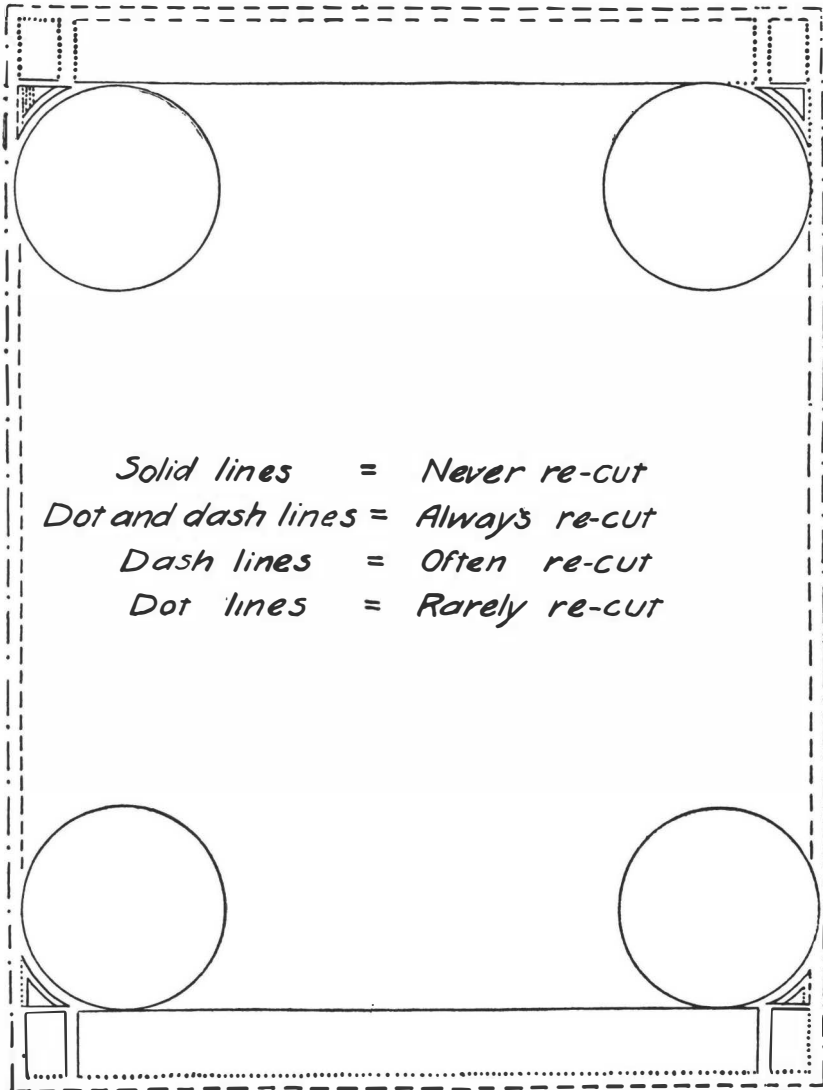


Figure 194.



Figure 195. Inner line recut at left.
Figure 196. 1 line recut upper left triangle.




Figure 197. 2 lines recut upper left triangle.
Figure 198. 3 lines recut upper left triangle.





Figure 199. 5 lines recut upper left triangle.
Figure 200. 1 line recut lower right triangle.





Figure 201. 1 line recut upper right triangle.
 Figure 202. 1 line recut lower left triangle.




Figure 203. 1 extra line outside right frame line.
 Figure 204. 2 extra lines outside left frame line.





Figure 205. "Three Cents" variety, position 66R2L.
 Figure 206. Line thru "Three Cents" and rosette double, position 92L1L.



Figure 207. Recut Bust, position 47R6.
Figure 208. Recut Button, position 10R2L.

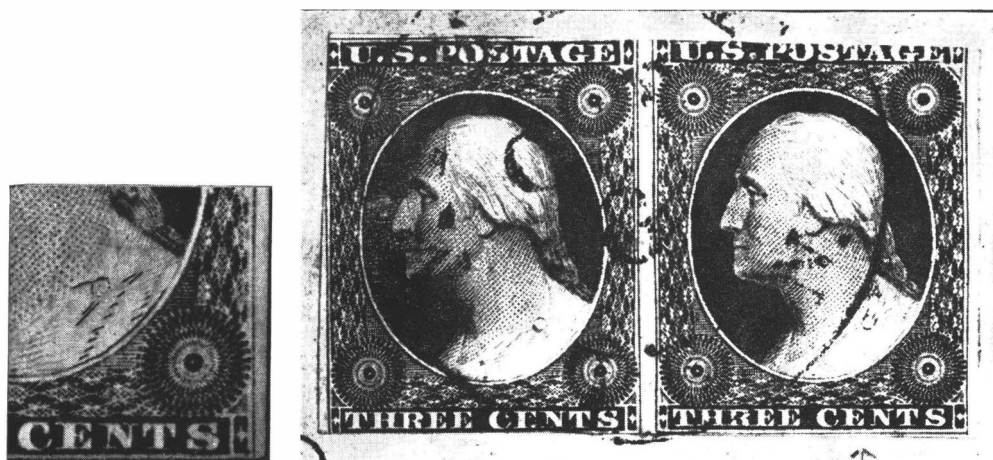


Figure 209. Recut Bust, position 47R6.
Figure 210. Right stamp shows Recut Button.




Figure 211. 1 extra line outside left frame line.
Figure 212. Added continuous line at the right.

Many errors of recutting are to be found and an examination of a quantity of the stamps will reveal such errors. Examples of errors of recutting, to name a few, are: (1) Any one of the frame lines running too far beyond the corner; (2) Frame lines failing to meet at any one of the four corners; (3) Any one or more of the frame lines crooked; (4) Any of the four frame lines split; (5) Label block and diamond block joined; (6) Inner line running up or down too far. These are some of the errors of recutting that can be found on the stamps.

As stated before, it is our belief that most collectors who read this book are principally interested in such varieties as are considered of such importance that they have been listed in the catalog commonly known as "The U. S. Specialized," and for that reason such varieties, throughout this book, will be given as much emphasis as possible. It would indeed be nice if this book could be a veritable encyclopedia of information, in which every particle of information could be noted, but it is not intended that this should be such a work. All who wish to know the ultimate about U. S. stamps must dig deeply for information and they should obtain, and most thoroughly study, such detailed works as may exist on the stamps they wish to master. Furthermore, intensive application of the knowledge that can be gained from such books must be made before the subject can be mastered. Few collectors have the necessary material, time, or inclination to go further than to become able to identify the major varieties of their stamps and it is with this in mind, and for such collectors, that this book is written.

While the paper from which this stamp was printed varies to a considerable extent, the paper on which the bulk of the stamps were printed was a white wove machine-made paper of excellent quality. It is probable that some hand-made paper was used, some copies having been noted that were of varying thickness on single stamps which is a common indication of handmade paper, was proved by Dr. Chase that some of the stamps were printed on paper that was part India. Chase stated that the normal thickness of the paper used for the stamp was about .003 inches but he found examples printed on paper as thick as .005 inches and as thin as .002 inches. The paper was not water-marked although "stitch watermarks," were caused by the impressions left in the moist paper pulp as the pulp was carried from the vat on the cloth belt. The thread stitches that joined the belt into a continuous band were impressed in the paper pulp and actually made a "stitch watermark" at the point of contact.

Although a person gifted with "color sense" can readily separate these stamps into a considerable number of colors, or shades of colors, the difficulty of describing colors with words obviously makes the listing that follows, and which is taken directly from the Chase book, of real value only to a small proportion of collectors. The colors are separated according to their use by years.

1851. **Orange-brown**, pale to deep, with rare printings in **yellowish orange-brown** and **bright orange-brown**. Impressions good.

1852. **Brownish-carmine**, pale to deep, with one or more unusually bright printings. At the end of this year a small printing in **dull rose claret**. Impressions good.

1853. **Pale dull red** (first six months), **dull rose red** (last six months), both colors varying much in depth. Impressions fairly good.

1854. **Dull rose red**, pale to deep. Most impressions fairly good.

1855. **Dull rose red** and **dull orange-red**, both varying much in depth. Impressions poor and muddy. A few show badly worn impressions.

1856. **Dull yellowish rose red**, varying in depth (first six months). **Brownish-carmine**, pale to deep (last six months). Impressions clear.

1857. **Dull rose claret**, **brownish-claret**, and **plum**, all three varying in depth. **Yellowish-brown** and **pale rose brown**, small printings, thus rare. Impressions good.

So far as most of us are concerned, the listing as given in the Standard Catalog is sufficient. Until, and if, a good color chart is devised and made commonly available, the conveyance of color descriptions from a writer to a reader

must be made by means of words rather than by examples. The efficiency of such a system is almost nil and it is much to be regretted that we find it impossible to include a color chart in this book.

At least some of the ink used for the 3c 1851 stamps apparently had a radium active mineral as part of its components for we have seen a cover that had been so folded that the stamp was held tightly against the cover for a number of years and the stamp actually had photographed itself on the cover. The image was very clear, although in reverse, and was a remarkable example of this phenomenon.



Figure 213. 3c 1851 sent from San Francisco to Boston "Via Nicaragua Ahead of The Mails." (Ex-Richey Collection).



Figure 214. 3c 1851 tied by the rare Wells Fargo Steamboat Express marking in blue. Carried by Wells Fargo "Outside of the Mail" from Sonora, California to Sacramento.

This stamp is very common on cover and on ordinary covers it perhaps is worth 50% more than an off cover copy. Patriotic covers and propaganda covers occasionally carry this stamp and they are among the covers that are much sought after.




Figure 215. "Paid 3" cancellation. (Ex-Newbury collection).



Figure 216. Propaganda Cover for Cheaper Postage Rates. Issued by The New York Cheap Postage Association.




Figure 217. An Early Registered Letter mailed from St. Louis to Lexington, Virginia. The Registered Fee of 5c was payable in cash.

As is generally known, the value of covers depends on other factors besides the stamp, and there are covers with a single copy of the 3c '51 on them that are worth a hundred times, or more, as much as a single off cover copy. The value of items that carry real premiums can best be learned, in our opinion, thru observation of prices brought by actual examples sold at auction or from reliable dealers who have had years of experience. Unfortunately no substitute for experience has yet been found.

While pairs are not particularly uncommon, they are valued at about four times as much as a single. Even so, this figure does not represent their scarcity in relation to singles although it does represent their value as reflected by demand. Strips of three, are not particularly scarce but blocks of four currently are valued at about seventy times that of a single. Curiously enough, an unused single is worth about ten times as much as a used single but when it comes to blocks an unused block is worth no more than a used one.

The stamp is known bisected and used on cover but such usage is extremely rare. Possibly a dozen genuinely used examples exist. It is unnecessary to add that such items should be passed on by the most competent authorities because the faker has a field day with an item such as this. The bisects were used as follows: Three and one third stamps were used to pay the 10c rate between the Pacific Coast and the East and there are several such covers known. The other use was the use of half of a three cent as payment for the 1c postage on unsealed circulars and a few of these items are still in existence. It is possible that such a bisect may have been used on a Drop letter. Of course none of these bisects represented a legal use for such usage never was authorized by law. Nevertheless, in some cases at least, such items were permitted to pay postage and are recognized by collectors as very interesting and valuable items. Chase mentioned three examples of the first usage, one of them being a cover from Weaverville, California to Mansfield, Ohio, which carried a strip of three with one third of another stamp still attached. His second example was a cover bearing three singles with about one third of another stamp used from Wrentham, Massachusetts to San Francisco. His third example was a cover used from New Orleans to San Francisco which carried a single plus a pair that

had about half of another stamp attached. Chase had bisects used on unsealed circulars from San Francisco to Philadelphia; New York City to Fulton, N. Y.; Jordan, N. Y. to Albany; and, on a piece, a bisect used from Lowell, Mass. These last two bore vertical halves of the stamp while the first examples bore diagonal halves.




Figure 218. A Pictorial Cover depicting the Routes of The American Express Co.

The stamp is known with a true double impression and the copy from which the listing was made bears every evidence that the sheet from which it came went twice thru the press. The second impression is about as clear as the first and is about $\frac{1}{2}$ mm. from the first impression. The stamp was used from Marshall, Michigan and bears a cancellation which reads "May 15, 1856."

In the Col. Oliver S. Picher Collection that was sold by Philip H. Ward, Jr., on October 23, 24, 1946 there was a remarkable cover that bore a block of 12 of this stamp. The stamps, which came from Plate 3, are believed to form the largest block known on cover. The cover was used from Texas to Denmark and certainly is a choice item.

A few complete panes of 100 of the 3c 1851 stamps are known to exist. It is believed there are three panes from Plate 3 in collections and a right pane of Plate 1, late state, was found some years ago. Dr. E. Lee Dorsett of St. Louis was the lucky finder of this pane from Plate 1 and also of a right pane from Plate 3.

One block of 39 stamps in the orange brown shade from the early state of plate 5 was on the Carroll Chase Collection but outside of this unusual item, no large blocks in this shade have come to our attention. Blocks from Plate "O" are rare and we have not heard of the existence of a piece larger than a block of 4. The orange brown stamps were in general use for about 3 months, from July 1, 1851 to November 1, 1851 although of course later uses are not too uncommon.

The 3c 1851 is the kind of a stamp about which a hundred pages could easily have been written for this book but, as has been previously stated, the purpose for which this book was written was to provide information for the majority of collectors rather than for the advanced specialists.




Figure 219. This is a perfect gem of a Packet cover. It has a lovely stamp cancelled by a red marking, framed, with the words "Steamer Lady Pike" perfectly struck. The Route Agent's marking also is in red and it reads "Lou. & Cin. S.B. Mail Line 25 Oct". Ashbrook believed the cover originated at Louisville, Ky., was mailed on the boat enroute to Cincinnati, perhaps put off the boat at Madison, Indiana, then by rail to Indianapolis and on to its destination in Wisconsin. What a difference in value can be brought about by the way a stamp is used! Photo by Ashbrook.



Figure 220. A fine Wells Fargo use from Carson City, to Virginia City. Courtesy Wm. O. Bilden.



Figure 221. A striking used block of four used from London, Upper Canada to Buffalo as payment of the U. S. Postage. Courtesy Wm. O. Bilden.




Figure 222. A choice example of an Anti-slavery propoganda cover. Courtesy Wm. O. Bilden



Figure 223. The Unofficial "Chicago Perforation."



Figure 224. New Hampshire Map Cover used to England. (D. Malcolm collection).



Figure 225. A 3c used with the Eagle Carrier. The Carrier stamp paid the fee for the pickup in Philadelphia. Courtesy Wm. O. Bilden

3c Orange Brown: Shades, Slate Varieties, Cancellations and Varieties of recutting.

3c orange brown, type I deep orange brown, copper brown, On cover, Pair, Strip of three, Block of four, Double transfer, Triple transfer, Gash on shoulder, Dot in lower right diamond block (69 L V E), On part-India paper.

Cancellations: Black, Blue, Red, Orange, Brown, Ultramarine, Green, Violet, 1851 year date, 1852 year date.

“Paid”, “Way”, “Way” with numeral, “Free”, Numeral, Railroad, U. S. Express Mail, “Steam”, “Steamship”, “Steamboat”, Packet Boat, Blue Carrier (New Orleans), Green Carrier (New Orleans), Canadian, Territorial.

Varieties of Recutting:

All of these stamps were recut at least to the extent of four frame lines and usually much more. Some of the most prominent varieties are listed below:

Recut inner frame lines,

No inner frame lines,

Left inner line only recut,

Right inner line only recut,

1 line recut in upper left triangle,

2 lines recut in upper left triangle,

3 lines recut in upper left triangle,

5 lines recut in upper left triangle (47 L O),

1 line recut in lower left triangle,

1 line recut in lower right triangle,

2 lines recut in lower right triangle (57 L O),

1 line recut in upper right triangle,

Upper part of top label and diamond block recut,

Top label and right diamond block joined,

Top label and left diamond block joined,

Lower label and right diamond block joined,

2 lines recut at top of upper right diamond block,

1 line recut at bottom of lower left diamond block (34 R II E).

3c Red: Shades, Slate Varieties, Cancellations, and Varieties of recutting.

3c dull red (1853-54-55), type I, orange red (1855), rose red (1854-55), brownish carmine (1852 and 1856).

a. 3c claret (1857), deep claret (1857), On cover, dull red, On patriotic cover, On propaganda cover, Pair, Strip of three, Block of four.

c. Vertical half used as 1c on cover.

d. Diagonal half used as 1c on cover.

e. Double impression, Double transfer in "Three Cents", Double transfer line through "Three Cents", and rosettes double (92 L I L), Triple transfer (92 L II L), Double transfer, "Gents" instead of "Cents" (66 R II L), Gash on shoulder, Dot in lower right diamond block (69 L V L), Cracked plate (51L, 74L, 84L, 94L, 96L, and 9R, Plate V L), Worn plate, Perf. 12½-unofficial.

Cancellations: Black, Blue, Red, Orange, Brown, Magenta, Ultramarine, Green, Violet, Purple, Olive, Yellow, 1852 year date, 1853, year date, 1855 year date, 1856 year date, 1857 year date, 1858 year date.

"Paid", "Way", "Way" with numeral, "Free" Numeral, Railroad, U. S. Express Mail, "Steam", "Ship", "New York Ship", Steamboat, Steamship, Packet boat, Express Company, Black Carrier, Red Carrier (New York), Green Carrier (New Orleans), Blue Carrier (New Orleans), Canada, Territorial.

Varieties of Recutting:

All of these stamps were recut at least to the extent of three frame lines and usually much more. Some of the most prominent varieties are listed below:

Recut inner frame lines,

No inner frame lines,

1 line recut in upper left triangle,

2 lines recut in upper left triangle,

3 lines recut in upper left triangle,

5 lines recut in upper left triangle,

1 line recut in lower left triangle,

1 line recut in lower right triangle,

1 line recut in upper right triangle,

Recut button on shoulder (10 R II L),

Lines on bust and bottom of medallion circle recut (47 R VI),

Upper part of top label and diamond block recut,

Top label and right diamond block joined,

Top label and left diamond block joined,

Lower label and right diamond block joined,

1 extra vertical line outside of left frame line (29L, 39L, 49L, 59L, 69L, 79L, plate III).

2 extra vertical lines outside of left frame line (89L, 99L, Plate III),

1 extra vertical line outside of right frame line (58L, 68L, 78L, 88L, 98L, Plate III),

No inner line and frame line close to design at right (9L, 19L, Plate III),

No inner line and frame line close to design at left (70L, 80L, 90L, 100L, Plate III).

There are many interesting varieties and cancellations found on this stamp. And there are, as usual a few pitfalls to avoid. One should remember that any "cracked plate" variety will show an extra line or lines of color rather than the lack of it, that the "recut button" and "recut bust and medallion" should look like the illustrations herein and that the true "Gents" instead of "Cents" shows a strong double transfer in the letters of the lower label and that three recut lines usually can be seen in the upper left triangle. In other words, don't just give your stamps a superficial look but really examine them minutely.

Chapter XI

THE FIVE CENT STAMP OF 1856 (Series 1851) (S. 12, M. 12)

IT should immediately be noted that although this stamp is properly considered as part of the 1851 series, it was not issued until 1856 and the earliest known use is March 14, 1856. Scott's United States Catalog formerly stated that it was issued January 1, 1856 but it seems somewhat doubtful that it was issued quite this early. A use of March 24, 1856 is known as is currently listed in Scott's.

All of these stamps were printed from a single plate, Plate One, and all were of a single type, Type I. On the Type I stamps the projections on all four sides of the stamps were complete. It is important to remember this for a great many stamps have been sold to collectors as the imperforate when in fact they were trimmed and doctored items made from the perforates of the 1857 issue. In this connection it is also important to learn the correct shades of the imperforates which were red brown and dark red brown.




Figure 226. A choice strip of 4. (Ex-West collection).

Fakes made by trimming Type I stamps of the perforate stamps of the 1857 issue can be detected immediately by their color for even the red brown perforate issued in 1857 does not exactly match the shade of the imperforates. Furthermore, the red brown stamp rarely is used for faking because it is nearly equal in value to the imperforates. The perforated Type I stamp in the brown shade is frequently found trimmed down but this should immediately be spotted by any one who knows that the imperforates must be red brown or dark red brown in color. Type II stamps, which do not have full projections at the top and bottom of the stamps, fool only those collectors who are so careless or lazy that they fail to check the stamp for type as well as color. The most dangerous fakes usually are made from damaged copies of the Type I red brown stamp of 1857. Such items involve more than the use of a pair of scissors for they are usually found with margins added, and with the damaged portions of the stamps replaced and painted in by the faker. Fortunately, these particular red brown fakes are not as often found as might be supposed. If all collectors would only remember that probably 90% of all repair jobs can be noted with the aid of a really good glass and the use of the common watermark detector, they would save a great deal of money.

Strangely enough, it is more difficult to find a single on cover than it is to find a strip of three although of course the strip will sell for more. As a matter of fact strips of three are as easy to find as pairs although neither of them are found often enough to satisfy the desires of collectors! Blocks of four are rare, only a few being known. A used block of four was in the Eagle collection and this block later was in the collection of Henry W. Hill of Minneapolis.

The reason for the issuance of this stamp has been the subject of much controversy. Some students have stated that it was issued to pay the Registry Fee of 5c while others have argued that this fee could properly be paid only in cash. According to Norman York, who has made excellent and extensive studies of our early stamps and their uses, it seems probable that the correct clue to the intended usage of this stamp is to be found in the 1852 P. L. & R. which states "On all letters between the United States and countries here named when sent through the United Kingdom, the United States postage, and that only, must be collected in the United States by prepayment when sent, and on delivery when received, at the rate of 5 cents the single rate when conveyed by British Packet . . .".

"This specific compulsory domestic postage rate of 5 cents was the United States portion of the three part treaty foreign rate. It is commonly known as the shore to ship or ship to shore rate according to the direction of travel either easterly or westerly. To comply with this mandated rate, it was necessary to use a combination of the one and three cents postage stamps and therefore it would be more suitable to have a single stamp of that 5c denomination." That is the opinion of Norman York and it merits careful consideration.

The commonly used terms "Ship to Shore" and "Shore to Ship" might be more accurately described as the "U. S. Internal Rate". It applied to mail conveyed by British Packets under the U. S.-British Postal Treaty that ran from July 1, 1851 thru December 31, 1867. This item is believed to now be in the hands of a western collector. We have seen a photograph of a block of 11 sold some years ago by Adolph Jenista to the Hussman Stamp Company of St. Louis but the present whereabouts of this block is now unknown to us. An unused block of 4, perhaps the only known unused block, was sold in the Hind Sale in 1933. A horizontal strip of six on cover was sold in the Knapp Sale and a block of six is known to have been on a small cover in 1931. We have heard rumors of a second unused block but have no real record of it.

Covers with this stamp are commonly known used to France and Great Britain with scarce or rare uses to Holland, Spain, Switzerland, Mexico, Sardinia, Albania and no doubt other countries as well. It seems strange that covers used between cities in the United States are rather scarce but of course this denomination did not lend itself to much internal use. Henry W. Hill, who formed a beautiful collection of this stamp, agrees with me that this stamp is more difficult to find on domestic covers than on covers sent abroad. Domestic covers used from West to East are very scarce. I believe that more covers with this stamp were used from New Orleans to France than any other single usage and most of them carried a strip of three of this stamp.

A constant "defective transfer" showing a light area to the right of the head in the Medalion, comes from position 23R1 as was determined by Earl Oakley. It is a rare item. This variety is illustrated and described in our chapter on the 5c Type I 1857 Series.




Figure 227. A rare cover with a strip of three and a single used to pay the Four times 5c Shore to Ship Fee to France Via England. Used in November, 1856.




Figure 228. The largest known block of 5c. This is a poor illustration but it is the best we have available. (Courtesy the late A. W. Jenista).




Figure 229. This is believed to be the earliest known date of use of the 5c 1856. The date is March 24, 1856 and the 1856 year date is proved by the Halifax marking on the reverse of the cover which reads "HALIFAX 27 MR 1856. Photo by Ashbrook.



Figure 230. If the stamp on this cover doesn't make your heart pound a little I advise you to start another hobby. This cover was mailed out of New Orleans on Nov. 16, 1856 and it left New York on the first date of departure of a "British Royal Mail" ship which was Nov. 26, 1856. The New York marking was applied on the date of departure rather than the date of receipt of the letter. The magnificent corner copy, 100L1, is almost certainly the finest known single on cover. It paid the U. S. Internal Rate of 5c and the original user might well turn over in his grave if he could but know of its present value! Photo courtesy of Henry Hill.




Figure 231. The photo of the corner copy used on the cover illustrated in Fig. 230 is shown here for one particular reason. Give this question some thought—how were the **WHITE** lines in the geometric lathe pattern produced? Ashbrook and I did not agree on the process. It was his opinion that the original die was cut on thin steel, curved and fitted around a special transfer roll with the original die thus used to lay down the plate. My idea is that the die was engraved, a transfer roll made and then a transfer roll was made from the transfer roll with the final result being that the lines engraved on the die which normally would show up as colored lines would now show up as white lines. I think there are flaws in both theories. Can you find them?



Figure 232. This probably is the most famous of all 1856 5c covers. It was owned by N. Klep Van Velthoven, Consul in Brussels for Venezuela, and normally known as Consul Klep. His stamps were sold by the well-known dealer in Brussels, Willy Balasse. I attended this auction sale in March, 1857 with Henry W. Hill who purchased this and numerous other fine items at the sale. Excitement was intense in the sales room as the bidding progressed and when the cover finally was knocked down to Hill a round of applause went up from the large crowd for this certainly was the finest item in the Klep Collection. It became the key piece in the great collection of these formed by Henry Hill. When his collection of the 5c was sold at auction by Robert A Siegel, the cover was purchased by Weill of New Orleans. This could have been easily anticipated since the Weill Brothers are just about the champion "Philatelic Plum Pickers" of all time.

Ashbrook examined this cover thoroughly and remarked about as follows: "This piece of mail was forwarded to France under the terms of the U. S. French Postal Treaty of 1857, which went into effect on April 1st. The "3" in the postmark is the U. S. CREDIT of 3c to the French P.O.D. This meant that the French were entitled only to their internal fee of 3c as the cover was carried direct to a French port at the expense of the U. S. P.O.D. The French receiving postmark reads "ETATS-UNIS-PAQ-AN-A-LE HAVRE". The New York marking was applied in black, thru error, and other identical mistakes have been noted on other covers. Had the cover been carried by a British Packet to England and hence to France, the cover would have carried a French postage due marking of "8" decimes on the face of the cover. Thus this gem of a cover tells its own story and everything about it states "I am genuine," and so it is, and of that there is no question." Courtesy Henry W. Hill

Shades: Red brown, dark red brown.

Varieties: Defective transfer, position 23R I.

Plates: Plate One.

Cancellations: Black, red, magenta, blue, green.

Cancellation varieties: 1856 year date, 1857 year date, 1858 year date, "Paid," Steamship, U. S. Express Mail, Express Company Cancellation, Steamboat, Railroad.

Quantity issued: Estimated at 150,000.

Chapter XII

THE TEN CENT STAMP OF THE 1851 SERIES

ALTHOUGH this stamp forms a portion of the 1851 series, it was not issued until sometime in May, 1855. The date given in the United States Stamp Catalog is May 12, 1855, and this information was no doubt obtained from the records made by John Luff that probably were made from official records. The earliest known date of use is May 19, 1855. A Type II stamp on a folded letter sheet in the Laurence B. Mason collection was used from New York to London, Canada West, on the above date. Only a very few other May 1855 uses have been uncovered up to the time of this writing.

Only one plate, Plate 1, was used to produce the Ten Cent stamps of 1851. This plate produced all of the Ten Cent imperforates of 1851, and it also produced a good share of the perforated Ten Cent stamps of the 1857 series. From this single plate came all of the Type I, Type II, Type III and Type IV stamps.




Figure 233. Descriptive Diagram of the stamp.



Figure 234. This is an extraordinary block of 10c 1851 stamps. It contains Types I, II, III and IV. The Plate positions of the stamps are 76, 77, 78, 79, 86, 87, 88, 89, 98 and 99 from the Left Pane. 98 and 99 are Type I, 77, 78 and 79 are Type II, 87, 88 and 89 are Type III and 76 and 86 are Type IV. Photo by Ashbrook.




Figure 235. This is a remarkable unused strip of 3. Unused copies of Type IV are very rare. Courtesy Raymond H. Weill Co.

The Ten Cent stamp certainly came into being because of the fact that the Postage Act of March 3, 1855 caused to be charged "For every single letter * * * for any distance exceeding three thousand miles, ten cents." The Ten Cent stamp therefore is most often found used on letters mailed from the Pacific Coast to the Atlantic Seaboard or vice versa.

The design of the stamp is very pleasing but a critical examination of it will show that much of the work is not too well done. This is particularly true of the top and bottom portions of the design. Nevertheless the stamp served its purpose well and actually it is one of our most interesting stamps.

The Types of the Ten Cent Stamps

As has been explained in an early chapter in this book, different types of the same stamp often are the result of differences in the various reliefs on the transfer rolls. Such is true in the case at hand. Three of the four varieties of the Ten Cent 1851 stamp are due to the differences in the three reliefs that were on the transfer roll, or rolls, used in laying down Plate I. These three reliefs, arbitrarily called Relief "A," "B," and "C" by students of these stamps, produced the various types in this order; Relief "A" produced Type II stamps and was used to enter the 1st, 2nd, 4th, 6th, and 8th horizontal rows on the plate. Relief "B" produced Type III stamps and was used to rock in the 3rd, 5th, 7th, and 9th horizontal rows. Relief "C" produced Type I stamps and was used to rock in only the bottom horizontal row—the 10th row.

The fourth type on the plate, called Type IV, was caused by the recutting of either, or both, of the top and bottom lines of the stamp. This type almost certainly was on the plate from the beginning of its use and thus there seems to be no reason to doubt but that all of the four types, I, II, III, and IV, were upon each and every sheet of stamps printed from Plate I.

As was the case with all of the stamps of this series, the Ten Cent stamp was printed in sheets of 200, composed of two panes of 100, and the sheets were cut into panes of 100 before the printers turned the stamps over to the government.

All types are known in the same colors; green, dark green, and yellowish green.

The Distribution of the Types on Plate I

Type I (Scott 13, Minkus 13)





Figure 236. A fine copy of Type I.
Figure 237. Another choice Type I.




Figure 238. This diagram shows the distribution of the various types of Plate I that was used to produce the 10c imperforates. The light lines indicate Type II stamps, the heavy lines indicate Type III stamps, the double lines indicate Type I stamps and the curved lines within the rectangles indicate the recut Type IV stamps.

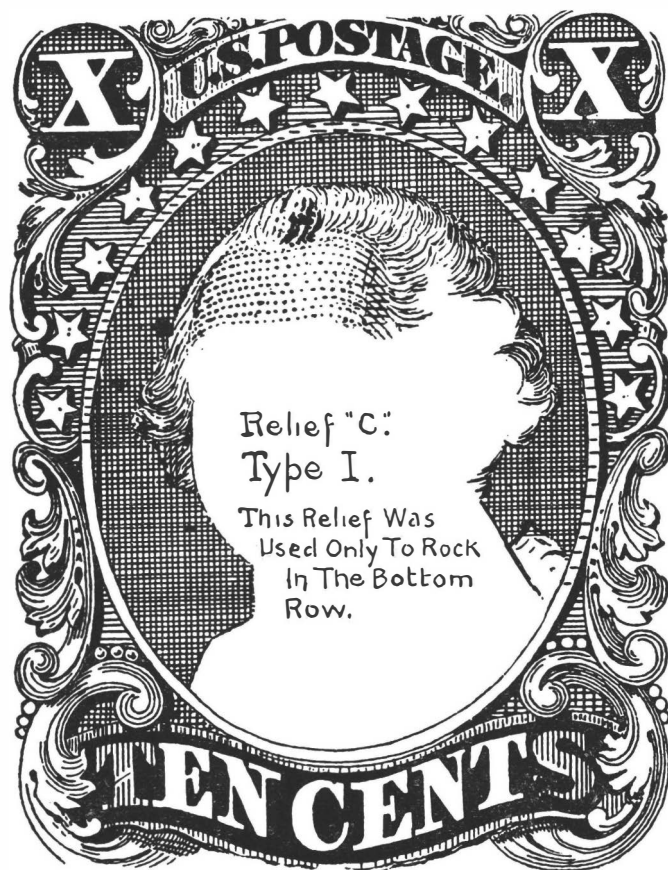


Figure 239. A drawing of Type I.

As can be seen in the illustrations, the “shells” at the lower corners can be described as follows: The right shell is complete and the left shell is fairly complete but has part of the outside curved lines missing. The top outer lines are missing above the word “postage” and above the “X” in each upper corner of the stamp.

If one should be so fortunate as to come across an unpicked lot of the Ten Cent 1851 stamps, exactly one in ten of them should prove to be Type I since twenty positions, (the entire bottom row of both panes), of the plate of two hundred positions, produced type I stamps.

The largest known strip of the Type I stamps was discovered in 1941 by Alexander Drysdale Gage, of Pasadena, California. This is an unused strip of five, position 96R I thru 100R I, and of course it thus contains the two major plate varieties of the Type I stamp, which are “Double transfer” (100R I), and “Curl in left X” (99R I). In this same wonderful find there were three unused strips of 5 of the Type III stamp and two unused strips of 5 of the Type II stamps, all being in addition to the strip of 5 of the Type I stamps mentioned above. These six strips of stamps, amounting to \$3.00 face value, were sent in the 1850’s, in payment of a newspaper subscription. Apparently they became stuck together in transit and were returned by the publisher with a notation to send a three dollar bill in payment since the stamps could not be detached from the paper.



Figure 240. A fine strip of Type I.





Figure 241.
Figure 241. A vertical pair showing Type III and Type I.
Figure 242. Type IV and Type I in a superb vertical pair.

The earliest known Registered Cover to a foreign country has a strip of three 10c Type I and it was used from Milwaukee to Wurtemberg May 6, 1857.

Shades: Green, dark green, yellowish green.

Varieties: Double transfer (100R I), "Curl" in left "X" (99R I).

Plates: Plate One.

Cancellations: Black, blue, red, magenta, orange.

Cancellation varieties: 1855 year date, 1856, year date, 1857 year date, "Paid," Steamship, Railroad, Territorial, Numeral.

Quantity issued: Estimated at 500,000.

Type II (Scott 14, Minkus 14)

Type II stamps are complete at the top but the lower line is missing at the bottom of the stamp and both the left and right shells are partially cut away.

This type is the most common of the types of the Ten Cent imperforate since it occurs on 93 out of every 200 stamps. For some reason the "A" relief was used to enter 97 positions on the plate, not 100 as might be expected from a quick calculation that since it was used to enter 5 rows on each pane of the plate, the total should have been 100 Type II stamps on the plate. Furthermore only 93 of these 97 positions produced Type II stamps since 4 of them were recut and produced Type IV stamps.

This stamp is not particularly scarce in used pairs, although it is quite scarce thus in mint condition, but when it comes to blocks it is a different matter. Blocks containing only Type II stamps can come only from top two rows on each pane of the plate. In each pane there are stamps in the top row that are not Type II which further cuts down the positions from which true Type II blocks can come. This can be seen on the diagram given earlier.

While it usually is possible to tell Type II stamps from Type III stamps, (a description of which will follow), by noting the presence (in Type II), or absence (in Type III), of the top line over the label, and the top lines over the "X" ovals, there is another method by which the two types can be told one from the other. There is a difference in the outer lines of both the right and




Figure 243. Diagram of Type II.

left shells at the bottom of the stamp. The illustrations which appear here show these differences clearly. All Type II stamps were produced by the "A" relief and the right and left shells appear as shown on the diagrams. The "B" relief of course produced all (and only) Type III stamps.

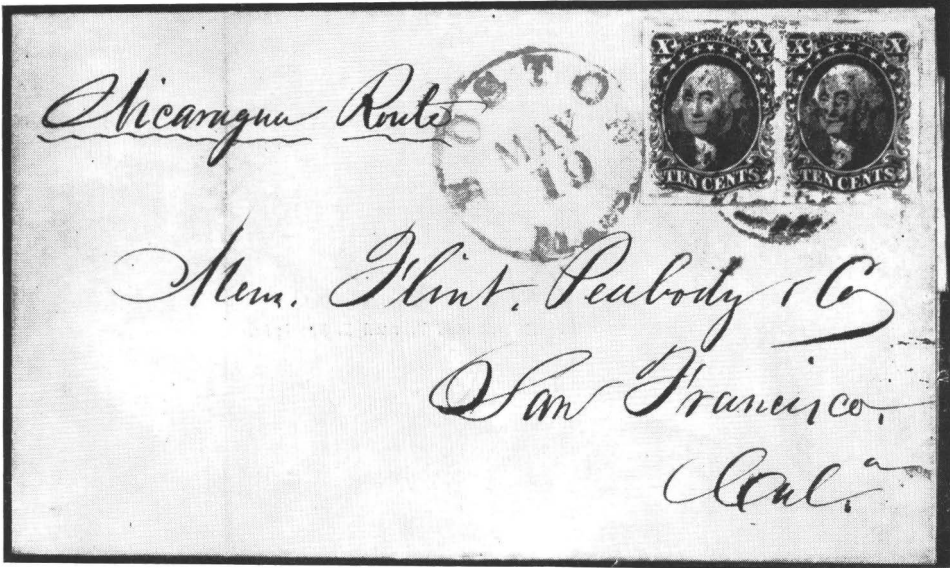


Figure 244. A nice pair of Type II used Boston to San Francisco, cover marked "Niagara Route". Courtesy Wm. O. Bilden



Figure 245. Sheet margin copy, Type II, used from Worcester, Mass. to San Francisco, Cal.

Type II exists in a pair with Type III, in a pair with Type IV, and in a block with Types III and IV.



Figure 246. Details of A and B Reliefs.




Figure 247.

Shades: Green, dark green, yellowish green.

Varieties: Double transfer (31L, 51L, 20R, Plate One), "Curl" opposite left "X" (10R I).

Plates: Plate One.

Cancellations: Black, blue, red, brown, ultramarine, magenta, green.

Cancellation varieties: 1855, 1856, 1857, or 1858 year date, "Paid," "Way," "Free," Railroad, Steamship, Steamboat, Numeral, Territorial, Express Mail, U. S. Express Mail.

Quantity issued: Estimated at 2,325,000.

Type III (Scott 15, Minkus 15)




Figure 248. Diagram of Type III.

The distinguishing features of this type are that the outer lines are broken above the top label and the "X" numerals, while the outer line at the bottom and the shells are partly cut away as in Type II. As was noted in our discussion of the Type II stamps, Type III can be distinguished from Type II by a careful checking of the outer lines in the shells when such checking is necessitated by the fact that the top part of the stamp has been trimmed away when the stamp was cut from the sheet.

If you will turn to the diagram that shows the distribution of the three reliefs, and the recut positions, you will see that it is possible to have a block of four stamps which contain Type III stamps in combination with any of the other types (Types I, II, and IV) that are found on the plate, although it is not possible to have a block that contains only Type III stamps! A study of the diagram will show that many interesting combinations are possible. The largest known block of the 10c was a used block of 21 in the Caspary Sale that contained 9 Type II and 12 Type III stamps. It was from positions 1L, 2L, 3L, 11L, 12L, 13L, 21L, 22L, 23L, 31L, 32L, 33L, 41L, 42L, 43L, 51L, 52L, 53L, 61L, 62L, 63L. 1L and 2L are misplaced transfers, 10L and 16L are double transfers, 10L being the "Big Shift".

Varieties on Type III consist of "Curl" on forehead (85L) and Double transfer at top and bottom.

The variety listed with the double transfer is one of the great plating

mysteries. The stamp from which this listing was made was discovered by the late E. R. Jacobs, who was recognized as one of the finest students of 19th Century U. S. Stamps. He discovered this variety in 1926 but to date all the efforts of many students to find a duplicate copy have failed and the mystery of the stamp seems to increase rather than lessen with the passing of the years. I never saw the item in question but some important students whose judgement I trust do not feel that this is a genuine double transfer.




Figure 249. A Superb Mint Type III.



Figure 250. A pair of Type III used with a 1c Type IV, Cancelled in red at Providence, R. I. July 23, 1855 on a letter to Paris via Liverpool on a Collins Line Steamer. 8 décimes French due marking.



Figure 251. A Type III used with a 10c Nesbit envelope to pay the double rate to California. Cancelled with the well-known "Large Boston Paid" which sounds like Boston came in the Large as well as the small size but the word of course refers to the size of the cancel! Courtesy Wm. O. Bilden.



Figure 252. This strip of 6 Type III stamps paid the 6 times rate on this cover from the "Hargous" find. The cover traveled from New Orleans to Vera Cruz by boat. The large figure "9" is of course the Mexican Due marking. Quite a remarkable cover. Ashbrook Photo




Figure 253. The interesting thing about this cover is of course the "Paid by Stamps" postmark of Marysville, California. Stamp is Type III. Courtesy Wm. O. Bilden.



Figure 254. Horizontal strip of 5 used from California to China. (Krug collection).

Shades: Green, dark green, yellowish green.

Varieties: Double transfer at top and bottom, "Curl" on forehead (85L I), "Curl" to right of left "X" (87R1).

Plates: Plate One.

Cancellations: Black, blue, red.

Cancellation varieties: 1855, 1856, 1857, or 1858 year date, "Paid," Steamship, U. S. Express Mail, Express Company Cancellation, Packet Boat, Canada (on cover), Territorial, Railroad, Numeral.

Quantity issued: Estimated at 2,000,000.

Type IV




Figure 255. This is a very fine cover with a Type IV stamp, recut at the bottom, position 55L1. However, the real interest in this cover lies in the marking, in an oval, Pioneer Due 2/8 Express. The cover likely went from Muncie, Indiana to New York and then via Panama to San Francisco, thence to the mining town of Georgetown. This cover was sent to Ashbrook by its owner, Dr. W. S. Pollard and Dr. Pollard suggested that the Due 2/8 marking represented 2/8 of a dollar or "two bits" and I doubt if anyone is likely to come up with a better explanation. Ashbrook Photo.



Figure 256. A pair of Type IV, positions 64L and 65L, 64L being recut at both top and bottom and 65L being recut at the top only. Used, as were many of these 10c stamps, from San Francisco to Boston. Courtesy Wm. O. Bilden.

Eight positions were recut on Plate One, and the stamps produced from all eight of these positions are known as Type IV stamps. Many of these recut stamps have been picked up as "sleepers" from the stocks of dealers who do not always note every variety that passes into their possession. It will pay you to study these stamps well for someday Fate may drop one of these plums into your hands. If it happens to fall out of a dealer's tree it seems you could take it without a qualm for a professional is supposed to know his business, and is, or at least should be, making a profit on what he sells. If he is a nice sort of a fellow you might show him what he missed and thus give him a cheap lesson as to the value of knowledge and the application of it. On the other hand, if you have a chance to buy a sleeper from a fellow collector, it must be advised that you keep the pearly gates a bit ajar by giving him whatever break he deserves.



Figure 257. Position 65L1.



Figure 259. Position 74L1.



Figure 258. Position 65L1.




Figure 260. Detail of 74L1.



Figure 261. Detail of 86L1.




Figure 262. Detail of 3R1.



Figure 263. Position 86L1.




Figure 264. Position 3R1.



Figure 265. Position 54L1.




Figure 266. Position 54L1.



Figure 267. Position 55L1.




Figure 268. Position 55L1.



Figure 269. Position 76L1.




Figure 270. Position 76L1.



Figure 271. Position 64L1.




Figure 272. Position 64L1.

As can be noted from the illustrations, positions 65L, 74L, 86L, and 3R were recut along the outer line at the top. Positions 54L, 55L, and 76L were recut along the outer line at the bottom. Position 64L was recut at the top and the bottom outer line. A block of 4, every stamp of which is recut, can be obtained from positions 54L, 55L, 64L, and 65L and such a block exists in used condition.

It can be presumed that the reason for the recutting of these particular positions was a desire to better the appearance of the stamps that came from them but it is difficult to ascertain, by a study of the stamps, that the positions from which they came were more in need of recutting than were many other positions on the plate.

Some very clever fakes have been made out of Type III stamps by "painting" and it is a good idea to actually plate the stamp carefully to be certain that it actually is from the proper recut position on the plate.

No plate varieties other than recutting are known on these Type IV stamps.

Shades: Green, dark green, yellow green.

Varieties: Recutting varieties as previously noted: Recut outer line at top; 65L, 74L, 86L, 3R Recut outer line at bottom: 54L, 55L, 76L Recut top and bottom outer line: 14L.

Plates: Plate One.

Cancellations: Black, blue, red, brown.

Cancellation varieties: 1857 or 1859 year date, "Paid," Steamship, Territorial, Express Company, Numeral.

Quantity Issued: Estimated at 200,000.

Chapter XIII
THE TWELVE CENT STAMP OF THE 1851 SERIES




Figure 273. This is a fine enlargement of a die proof of the Twelve Cent 1851 stamp. The apparent break in the right outside frame line is due to a flaw in our halftone as it actually is complete on the proof and also on the finished stamps.



Figure 274. 12c 1851 covers used in 1851 are far from common and the use of the small "Boston Paid" on this stamp is certainly rare and indeed may be unique. Ashbrook photo.




Figure 275. A strip of 4 paying the double rate to Ireland with a 6c credit to Great Britain as the cover sent by American Packet thru Liverpool. Courtesy of Wm. O. Bilden.



Figure 276. 12c 1851.

This was the subject of quite an intensive study by Lt. Col. J. K. Tracy and Stanley B. Ashbrook, who produced an interesting booklet about the stamp in 1926 and by Mortimer L. Neinken who produced the very fine Handbook "The 1851-57 Twelve Cent Stamp". This was published in 1964 by the Collectors Club. We urge anyone who is interested in this stamp to obtain a copy. The varieties to be found on this stamp seem never to have caught the fancy of many philatelists. Perhaps this is due to the fact that the stamps do not contain as many interesting varieties as do the 1c, 3c, and 10c stamps of the same issue, and in addition they are difficult to obtain in the multiple pieces that are so necessary for intensive study.

While the United States Stamp Catalogue indicates that the stamp was issued on July 1, 1851, we believe the earliest known use is Aug. 4, 1851. So far as has been determined up to this time, all known issued copies of the 12c 1851, which of course were imperforate, are from a single plate which is known to students of the stamp as "Plate One" although no copy of the stamp bearing this plate number has yet been discovered. It is true that unused imperforate singles and pairs exist from Plate Three, but so far as is known, no genuinely used imperforate copies from this plate exist and it is believed that all such imperforates are nothing more than sample copies. It is known that the printers, Toppan, Carpenter & Co., submitted an imperforate trial color sheet in black and the existing imperforate unused stamps from Plate Three came from this trial color sheet.

A portion of a letter that follows is of interest. It was from Toppan, Carpenter & Co., and was sent to the Third Asst. Postmaster General. We quote: "We have the honor of submitting inclosed part of a proof sheet of the new Thirty Cents Stamp. We inclose also an impression (half sheet) of the Twelve Cents plate that the Postmaster may contrast the two and decide upon the propriety of printing the Thirty Cents in black."

Plate Three was in use at the time this letter was mailed and it seems quite evident that the half sheet forwarded to the Post Office Department was an imperforate half sheet from this plate.

The fact that there was a Plate Three (which actually was used for the 1857 issue) indicates the possibility that there were three plates of the Twelve Cent but no physical proof, in the way of stamps, has ever been discovered to prove the existence of more than one plate for the imperforate stamps of 1851, which for convenience we call "Plate One" although it might possibly have been "Plate Two." In the beginning of the chapter devoted to the Issue of 1857-

1860 you will find quoted a letter from S. H. Carpenter, of the firm of Toppan, Carpenter & Co., which stated, in part: "In 1857—it became necessary for us to make—1 plate of 12c, etc." It is very reasonable to assume that Mr. Carpenter was correct in his remarks and, if such is the case, the plate he was talking about must have been "Plate Two." Whether this plate was ever put to actual use is another matter. In any event, Col. Tracy examined over 4,000 copies of the 12c and he failed to find a single specimen that could have been from such a plate. This is good evidence that such a plate was never put to use and it is certain proof that if the plate was put to use stamps from it certainly are rare. The chances are that three plates actually were made but only two of them were put to actual use. Only the plate we call "Plate One" was used for the 1851 stamps.

There was a great deal of recutting on Plate One. Nearly every position on the plate had the outer frame lines recut. Many of the positions had the inner right and left frame lines recut. Because of the fact that the engraver that recut the plate obviously was very skillful, it is often difficult to detect where some of the recutting started or ended.

An examination of Die Proofs shows that the right inner frame line was weak, especially from the lower right rosette to the bottom frame line, and on the plate 4 out of 5 positions were recut in this area. Position 100LI was recut in the lower left corner and positions 43LI, 53LI, 63LI, and 73LI were recut in both the right and left lower corners. Stamps from 89LI show a double recut line in the upper portion of the inside right frame line.

There are numerous double transfers on this stamp but most of them are small and not too important. The most pronounced double transfer is found on 27RI and in this item every letter in the top label shows the double. There is a doubling of all four rosettes and there is an extension of the right frame line that is the result of the double transfer. Position 49RI has a peculiar double transfer that shows up as a semi-circular series of dots in the lower right corner and margin. Most all of the other doubles that can be found show the doubling in the center of the rosettes or in the letters "U. S. Postage" or "Twelve Cents." Two triple transfers are known and come from positions 5RI and 49RI.

The paper used for this stamp varied from thin to rather thick and was a hard, white wove paper. The gum was quite liberally applied and varied in color from nearly colorless to an amber shade.

The stamps usually are gray black or black but they quite often are found in a really intense deep black.

This is one of the first stamps that occasionally were bisected for use as a stamp of lower value. Diagonal or vertical halves of the stamp were used, although rarely, as a 6c stamp, and quartered portions of the stamp have been found used as a 3c stamp. It is obvious that such items have value only when used and on cover, or possibly when found used on a piece. Both halves and quarter splits were found in the famous Carroll-Hoy correspondence and these found were used from Canton, Mississippi. These bisections are known to have been used most often from California to pay the 6c Paid rate. Whether or not such bisections were sold over the counter at the postoffice is not known but the Postmaster in San Francisco recognized them and permitted their use. Some post-offices in the East accepted these letters as having been prepaid but others marked them "10c Due" which was the unpaid rate or rated them as Ship Letters with 7c Due.

One of the most distressing days of the author's life was the day he learned, from a lady that should have known better because she previously had been paid a very considerable sum for a cover bearing a Type I One Cent 1851, that she had just burned up 26 covers bearing quarters and halves of the 12 cent 1851 because "the stamps were imperfect and stamps that aren't perfect aren't any good." You can be certain that in 1943 the greatest find of "splits" ever made went up in smoke in a little Pennsylvania town.

Another interesting variety of this stamp is "printed on both sides." It is believed that there are but four known copies of this item and the author possibly turned up the last copy found. This was about 1930 and so far as is known this stamp still reposes in an Iowa collection.




Figure 277. This bisect, examined and O.K'd by Ashbrook, was mailed in San Francisco of August 16, 1853 and received in New York on September 9th. Routed "Via Nicaragua" and cancelled with a very nice "STEAM SHIP" cancellation. Courtesy Wm. O. Bilden.



Figure 278. Here is a fine "pair and a half" of the 12c 1851 that was sold in the 2nd Caspary Sale held by H. R. Harmer on Jan. 17, 1976. This cover took the 23c Pacific Coast rate that was in effect from July 1, 1851 to July 1, 1863 when it was reduced to 24c. Late in July or early in August, 1853 the Post Office at San Francisco ran out of 3c stamps and it is during this period, and from this office, that most of the 12c bisects originated. Some Eastern postoffice recognized the bisects, some rated these letters "Due". On November 10, 1853 the Postmaster General issued an order forbidding recognition as follows: "If the stamp be cut out of, or separated from the envelope on which it was made, the legal value of both is destroyed; neither does the law authorize the use of parts of postage stamps in prepayment of postage." Of course the cost to the user of the pair and a half was 30c which was an overpay of 1c but the bisect was recognized and the cover went thru to Liverpool as fully prepaid.




Figure 279. Bisect used to make up the 10c rate to Canada.

Ashbrook had a clipping from a Rochester, N. Y. paper dated July 3, 1851 in which a statement was made that the 1c, 3c, and 12c stamps were placed on sale on the afternoon of June 30th but he told me he never had seen a July use of the 12c.

He further stated that this was the earliest 12c bisect known to him. The 1c strip is composed of type II stamps. At the time this bisect was used there was no regulation in effect that prohibited the use of a bisect and such an order was not issued until late in 1853. This particular cover was privately carried from Cuba to New York where it was placed in the mails.

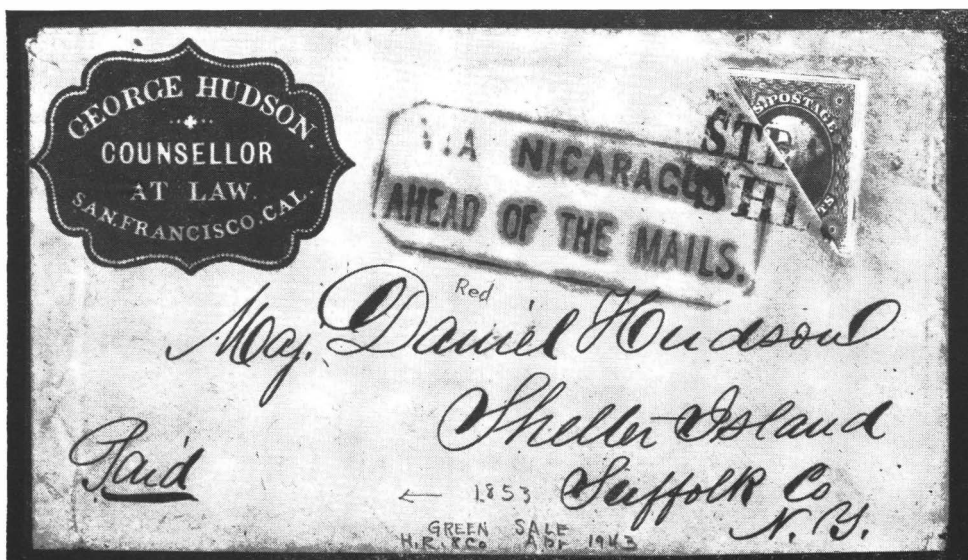


Figure 280. Bisect used to pay the 6c rate from San Francisco "Via Nicaragua."

Philip H. Ward, Jr. had a superb mint block of 10, probably the finest known piece of this stamp. There was a block of 12 in the Crocker Collection but it was somewhat cut into. Edgar Jessup had a block of 18 used on a large legal envelope and this likely is the largest used block in existence. There was a fine used block of 8 in the Maurice Burrus collection and a different very fine block of 8 in the Sir Nicholas Waterhouse Sale.




Figure 281. Ashbrook examined this cover in 1956 and stated "In My Opinion, This Cover is Genuine in Every Respect." This rare bisect, (I wonder if we should not invent a term "quartersect" for such items?), came from the famous Buchanan Carroll find made many years ago in New Orleans. It was used on Jan. 16 in Canton, Miss. but the year date is unknown although of course it was 1853 or later since it was on an envelope issued in July, 1853. This is a cover that really tells its own story. This little piece of a stamp has had a pretty fair percentage increase in value! Does anyone think that it could be bought for less than 100,000 times its original cost? I don't. Photo by Ashbrook.

The only time I came close to having mal de mer on dry land was the day that a lady personally known to me, and whom I believe, told me she burned a number of covers with these quarter pieces of stamps on them because she thought a stamp had to be whole and perfect to be of any value. "A little knowledge IS a dangerous thing".

Shades: Black, gray black, intense black.

Varieties: Printed on both sides, double transfer, triple transfer (5R I and 49R I), Not recut in lower right corner, Recut in lower right corner, Recut in lower left corner (43L, 53L, 63L, 73L, 100L, Plate One).

Plates: Plate One.

Cancellations: Black, red, blue, brown, magenta, orange, green.

Cancellation varieties: "Paid," "Way," Steamship, Steamboat, Supplementary Mail Type A, Railroad, "Honolulu" in red, U. S. Express Mail.

Quantity issued: Estimated at 2,500,000.

Chapter XIV

THE ISSUE OF 1857-1860

TOPPAN, Carpenter & Co., produced the stamps of this issue, as they did the Issue of 1851, and from which issue they differ mainly in that they are perforated. No legislation was necessary to effect this change but in order to present some information regarding it we here reproduce a portion of a letter that on numerous occasions has appeared in the philatelic press. The letter was addressed to the Commissioner of Internal Revenue and was written by S. H. Carpenter, formerly a member of Toppan, Carpenter & Co.

"In 1857 the Postmaster General determined to introduce the perforation of Postage Stamps. In order to do this it became necessary for us to make 3 new plates of 1 cent, 6 plates of 3c, 1 plate of 5c, 1 plate of 10c, 1 plate of 12c and 1 plate of 24c, in all, 13 plates, besides a large outlay to procure the necessary machinery for perforating the stamps, and, in view of the fact that our first contract with the Government would expire in about 4 months from that time and might not be renewed, we felt it to be necessary to protect ourselves against loss by asking that, in case the contract for furnishing Postage Stamps should not be renewed with us at the end of our term, that in that case the Government should indemnify us from loss by paying us \$500 for the engraving of each of the 13 plates, or \$6,500 for the whole of the plates, and a further sum of \$3,000 for the perforating machine with the necessary machinery. This was promptly agreed to by the Postmaster General and a contract to that effect was made and executed on 6 Feb. 1857. The plates and perforating machinery were, of course, to become the property of the Government, in the contingency of our losing the contract and the Government paying for the plates and machinery.

I have given the above facts not only from my own recollection of them but from the contract with the P. O. Department, which is before me.

(Signed) S. H. CARPENTER,
of the late firm of Toppan, Carpenter & Co."

Philadelphia, April 2nd, 1863.

It may come as a surprise for some to learn that perforating was brought about not only by a demand for an easy way to separate the stamps but as a means of causing the stamps to adhere better to the letters.

The machine used for perforating these stamps was purchased from Wm. Bemrose & Sons, of Derby, England, by Toppan, Carpenter & Company at a cost of approximately \$600. Such evidence as is available indicates that the machine as purchased was made to roulette rather than perforate. A few apparently authentic trial rouletted stamps were produced by the printers but these were not put into use. The machine was converted into a perforating machine by the printers, which was not a difficult task since it principally involved only the substituting of one set of perforating rollers for another. The machine was so built that sufficient rollers could be used to perforate all of the vertical or horizontal rows of stamps at one time. By varying the spacing between the rollers, which was easy because they were merely fastened to a shaft by means of a set screw, the spacing could be adjusted to accommodate stamps of any length or width. From studies of the stamps of the 1857 issue, it does however seem evident that the machine had a limitation as to the width of the sheet that it could accommodate. If this supposition is true, it explains why the stamps of the 1857 issue were set so close together, especially in the vertical rows, for any wider spacing would have resulted in a sheet so large that the machine would not accommodate it.

In actual practice, it can be supposed that the day's run of sheets was perforated one way and then the rollers were respaced to perforate the sheets the other way. It is believed that the first stamps that were perforated were delivered to the Government on February 24, 1857.

While the perforation of the 1857 stamps is usually called 15, a check of any number of specimens reveals that the gauge is very nearly 15½.

Three new denominations of stamps were issued in this series and they consisted of a twenty-four cent stamp, a thirty cent stamp, and a ninety cent stamp. All will be described in due course.

Chapter XV
THE ONE CENT STAMPS OF THE 1857 SERIES
Type I (Scott 18, Minkus 18)

ALL of the stamps of the 1857 series were perforated 15. The earliest known use of Type I was January 25, 1861. All Type I perforated stamps came from Plate 12 which had 99 positions that produced Type I stamps and 101 positions that produced Type II stamps. For some reason, one possibility being that the surface of the steel plate was not perfectly true, these stamps often are found with a rather heavy film of ink covering the background of the stamp. The mottled appearance of such stamps can be seen in the illustration given on the following page.



Figure 282. Upper pair are Type II and the lower pair are Type I.

There are numerous double transfers to be found on these stamps and several of them are very prominent. Position 91 from the right pane has a defect commonly called a "Cracked Plate" but the defect in this particular item has more of the appearance of a gash in the plate than it has of a crack.

All stamps from Plate 12, both the Type I and the Type II stamps that come from this plate, show a dot in the white border surrounding the medallion on the left side. This is one of the tests that can be applied to stamps that are supposed to be the true Type I imperforate. The imperforate stamp, 7RIE, the only Type I imperforate, does not have this secret dot.

The largest known block of this stamp, and which likely is unique, is a mint block of 78 composed of 40 Type I stamps and 38 Type II stamps. This item was in the Saul Newbury Collection that was sold at auction by Robert A. Siegel.



Figure 283. Showing mottled appearance.




Figure 284. Variety in Curl in "N."

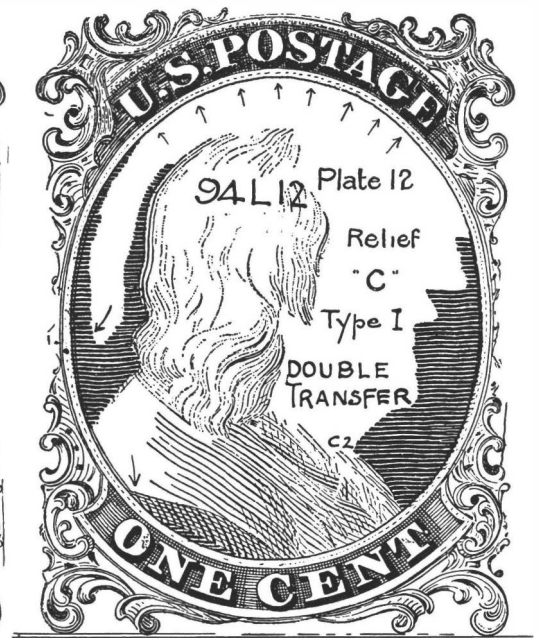


Figure 285. Double Transfer.

The vertical line that runs the whole length of the stamp illustrated in Figure 284 apparently is a guide line that was ruled from the top to the bottom of the plate. It appears that these lines were lightly ruled on the plate and the majority of them either wore away after the first printings or they were burished out after the plate was transferred. A horizontal line was ruled across the bottom of the plate and this line just touched the bottom part of the bottom right full plume. This line did not touch the corresponding ornament at the left although a number of positions show an extra line above the regular line which touched the left full plume and the bottom part of the left ball.



Figure 286. A nice strip of Type I used from a small town in Iowa. Photo Courtesy Wm. O. Bilden

Double perforation varieties are uncommon in this series but Richard S. Platt illustrated a Type I with an extra row of perforations at the left in an article in the January 1954 *American Philatelist*.

Shades: Blue, pale blue, dark blue.

Varieties: Double transfer, Cracked plate (91R XII).

Plates: Plate Twelve.

Cancellations: Black, blue, red, violet.

Cancellation varieties: "Paid," Black Carrier, Red Carrier.

Type Ia (Scott 19, Minkus 19)



Figure 287. Strip of 3, Types 1A, 1A, 1C. (Newbury collection).

The strip of three stamps shown here is unquestionably one of the finest and most remarkable items known to philately. It long was one of the prized pieces in the collection of Sir Nicholas Waterhouse but Sir Nicholas finally was persuaded by Mr. Saul Newbury that the item properly belonged in the Newbury Collection. Ashbrook stated that he considered perforate Type Ia stamps not touched by the perforations as the rarest stamps in the 1857 issue and that the strip in the Newbury Collection was the finest such item he had seen.

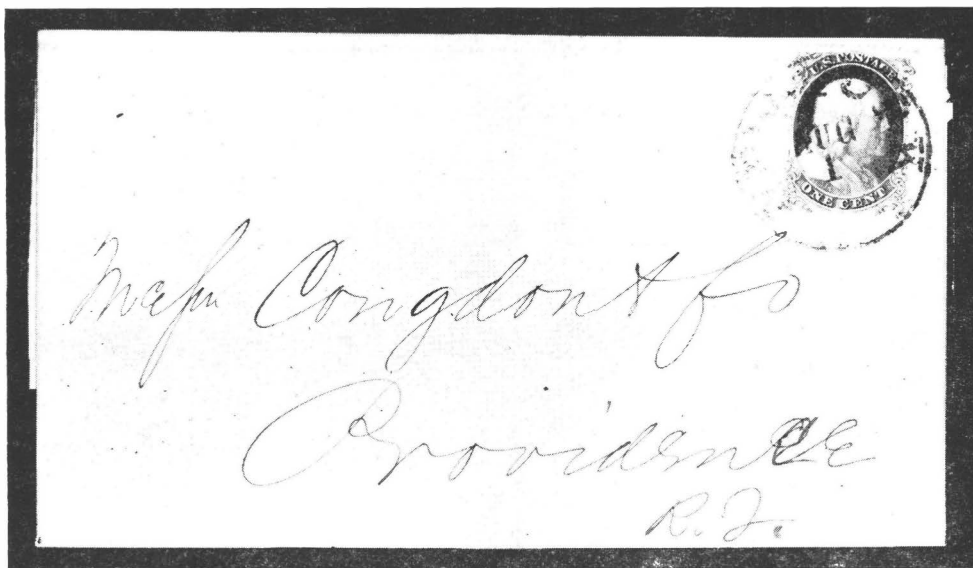


Figure 288. A beautiful copy of Type Ia showing the full design. (Ex-Newbury collection).

The reason that Type Ia stamps with the perforations free of the design are so rare is that the normal setting of the horizontal rows of perforations was 25 to 25¼mm. apart while the length of a Type Ia stamp is 26mm. On a few sheets the perforating machine apparently was reset or for some reason was so operated that the horizontal perforations on the top and bottom rows of the sheet were 27 to 27½mm. apart. This process was soon abandoned and the magnificent strip shown came from one of the sheets that was perforated in



Figure 289. This shows how the normal setting of the perforating machinery was bound to cut into the design.

this unusual manner. The strip comes from positions 94, 95, and 96R IV and thus consists of Type Ia, Type Ia, and Type Ic—a wonderful combination.

Type Ia comes only from the bottom row of both panes of Plate IV. It is a scarce stamp in any condition while in the condition shown in the Newbury strip it is one of the greatest rarities of philately.

Shades: Blue, dark blue.

Varieties: None.

Cancellations: Black, red.

Cancellation varieties: Red Carrier.

Type Ic

Although this type is not listed by Scott it is an exceedingly fine and rare variety. It very closely resembles Type Ia and is often mistaken for it. The difference between Type Ia and Ic is found at the bottom of the stamp for in Type Ic the right plume is only about half complete and the right ball is only partially complete. The left plume is complete or very nearly complete and the left ball may be complete or only partially complete. This type comes only from Plate 4 and from only 8 positions on the plate. It will be remembered that on Type IA stamps the design is complete at the bottom.




Figure 290. Type IC.

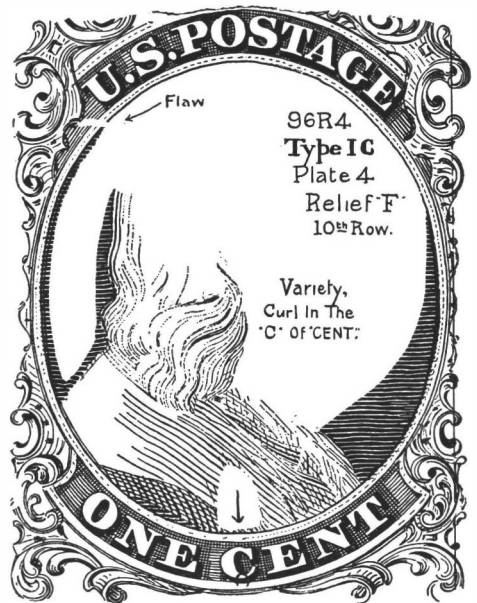


Figure 291. Type IC Variety Curl in "C" of Cent.

The finest examples of Type IC stamps come from positions 91R4 and 96R4. Of the 6 other positions that produced stamps of this type, 47L4, 49L4, 83R4, 81L4, 82L4, and 89L4, it is doubtful if any of them produced stamps that were exactly like the "E" Relief from which they were made. Probably each of these positions was damaged to some slight extent by the burnishing tool. Varieties of this nature are of great interest to specialists but the premier student of this issue, Stanley B. Ashbrook, who discovered this variety, did not believe it should be listed as a catalog variety.

Shades: Blue, dark blue.

Varieties: None.

Plates: Plate Four.


Cancellations: Black.

Cancellation varieties: None.

Type II (Scott 20, Minkus 20)

This Type 2 perforated stamp came from Plate One Late, Plate 2, Plate 4, Plate 11 and Plate 12. Plate One Late had exactly one position that produced Type II stamps, while Plate 2 produced Type II stamps from every position but one! On Plate 4 there were 20 positions that produced Type II stamps. Plate 11 had 20 positions (the top row of both panes) that produced Type II stamps while Plate 12 had 101 positions that produced Type II.

The earliest reported use is July 26, 1857.



Figurs 292.

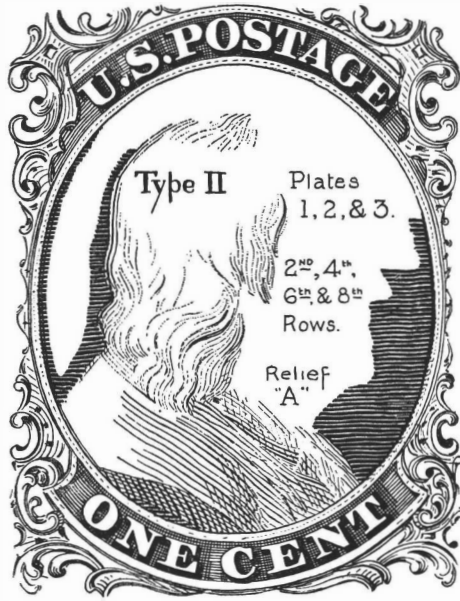


Figure 293. Note the difference in the top ornaments when compared to Figure 291.

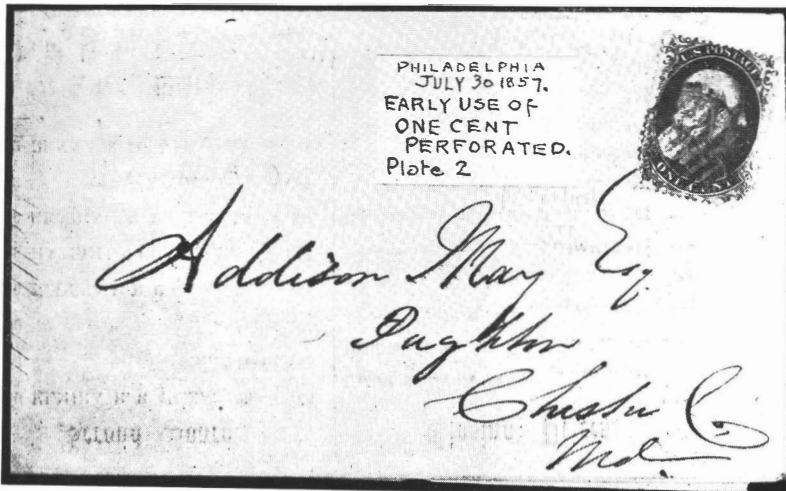


Figure 294. A very early use of Type II perforated.

The "Big Crack" illustrated previously on the imperforate Type II stamps of course is found on the perforated stamps from Plate 2. They are considerably more scarce in the perforated stamps than in the imperforate and it is more difficult to find a nice copy in the perforates than in the imperforates.

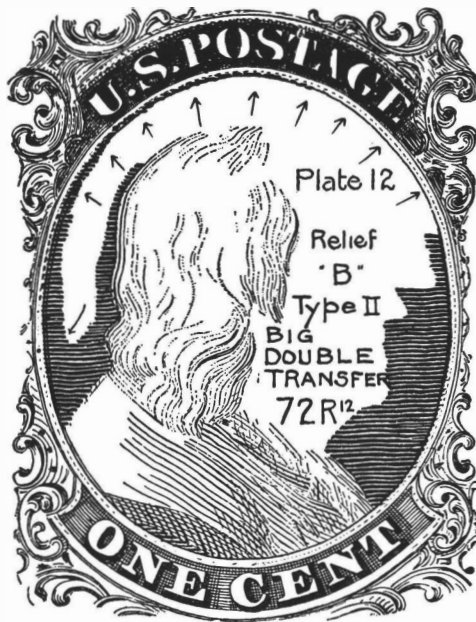


Figure 295. Few of the many double transfers found on Type II stamps approach the one found on position 72R12.

A considerable number of double transfers will be found on these stamps. Ashbrook covered all such minute details in his work on this stamp and anyone who is seriously interested in specializing in these One Cent stamps should, without fail, make every effort to obtain Ashbrook's masterful two volume study "The United States One Cent Stamp of 1851-1857." Unfortunately, this work is now out of print but it can occasionally be purchased from those who handle philatelic literature. It is occasionally offered at auction.

Type II is the first of the One Cent types that have been found on a Patriotic cover. The stamp is not uncommon in pairs and strips but in block form it is quite scarce, particularly in used blocks which are worth about twice as much as are unused blocks.

Shades: Blue, pale blue, dark blue.

Varieties: Double transfer, Cracked plate (2L, 12L, 13L, 23L, 33L, Plate II).

Plates: Plate One Late, Plate Two, Plate Four, Plate Eleven, Plate Twelve.

Cancellations: Black, blue, red, green.

Cancellation varieties: 1857 year date, 1858 year date, 1861 year date, "Paid," Railroad, "Way," Steamboat, Red Carrier, Black Carrier.

Type III (Scott 21, Minkus 21)

In addition to the 2 illustrations shown here, you will find illustrations of this type, Type III, with the information previously given for the Imperforate Type III of the 1851 Issue. It should be understood that these various types of the One Cent stamp vary considerably within themselves and the illustrations given are for typical and varied examples. Each type must have certain characteristics as defined by the authorities on these stamps but after having these particular characteristics they can vary considerably. Type III stamps offer full proof of this for the tops and bottoms of the Type III stamps from different positions, and from different plates, vary a great deal as can be seen in the illustrations that have been given.

The finest Type III stamp comes from position 99R2. It is a rare item and on it no cancellations other than black have been noted.

Type III stamps can be found in combination with Type IIIa stamps and such combinations are of particular interest.




Figure 296.




Figure 297.

Shades: Blue, pale blue, dark blue (99R II). Blue, dark blue (Plate Four).

Varieties: None

Plates: Plate Two, Plate Four.

Cancellations: Black, blue, red, green.

Cancellation varieties: 1858 year date, "Paid," Black Carrier, Red Carrier.

Type IIIa (Scott 22, Minkus 22)

Type IIIa perforated stamps came from Plate 2, from position 100R2 only; from Plate IV which had about 118 positions that produced Type IIIa stamps; and from Plate XI which had 180 positions that produced Type IIIa stamps. Every stamp from this plate, including the 20 Type II stamps from the top rows of each pane of the plate, had a "secret mark" in the form of a dot as shown in the illustration below. This makes it possible to easily identify the Type IIIa stamps that come from Plate XI.




Figure 298. Examples of Type IIIA from Plate II.



Figure 299. The left two stamps are "Imperforate between."

This stamp is known on a patriotic cover and is perhaps worth about 50% more than on a regular cover.

All of these Type IIIa stamps, both those from Plate XI and from Plate IV, are rare in blocks. From Plate IV they exist in a horizontal pair, imperforate between, as is illustrated here.

The earliest known use of a Type IIIa is from Plate 4 and the stamp was used from New York on July 26, 1857. Earliest known use from Plate II was an off cover copy in the Edgar Jessup collection. It was dated Jan. 12, 1861.

Shades: Blue, pale blue, dark blue (Plate XI). Blue, dark blue (Plate IV).
Varieties: Double transfer (Plate XI).
Plates: Plate Two, Plate Four, Plate Eleven.
Cancellations: Black, blue (Plate IV). Black, blue, red, green (Plate XI).
Cancellation varieties: 1858 year date, "Paid," Red Carrier (Plate IV). "Paid," Red Carrier, Black Carrier, Blue Carrier (Plate XI).

Type IV (Scott 23, Minkus 23)

The Type IV perforated stamps all come from Plate One Late, and every position on the plate, with the exception of 4R, was recut. Stamps from every one of these recut positions are called Type IV stamps. The different types of recutting can be seen in the illustrations previously shown for the imperforate Type IV stamps. The perforated stamps of this issue, and the imperforated stamps of the 1851 issue, all came from the same plate, Plate One Late. The varieties of recutting on these stamps naturally are identical with those of the imperforate stamps of the same type.

Varieties of Recuts:

- Recut once at top and once at bottom, 113 on plate
- Recut once at top, 40 on plate
- Recut once at top, and twice at bottom, 21 on plate
- Recut twice at bottom, 11 on plate
- Recut once at bottom, 8 on plate
- Recut once at bottom and twice on top, 4 on plate
- Recut twice at bottom and twice at top, 2 on plate
- Pair, one stamp not recut; 4R1 with 3R1, 4R1 with 5R1, 4R1 with 14R1

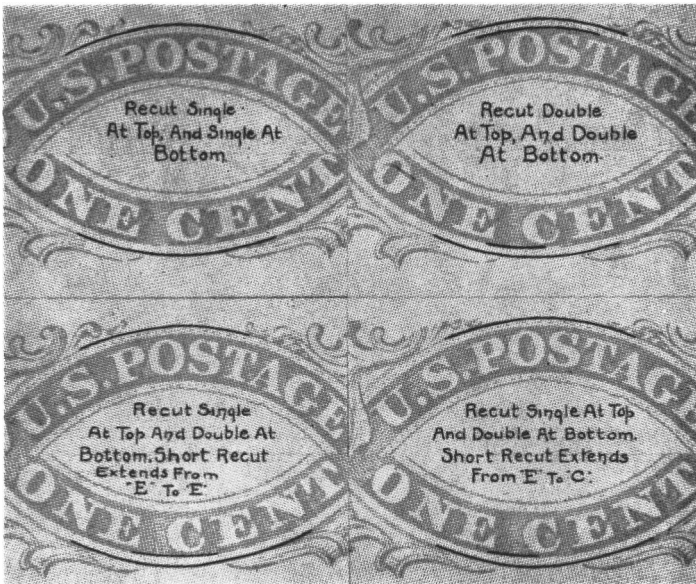


Figure 300. Drawing showing locations of various kinds of recuts. The strength of the recuts is of course exaggerated.

Of course in the perforates as well as the imperforates, Type II and Type IV can be found in combination since the stamp from 4R1L was a Type II while all of the rest of the stamps on the plate were Type IV.

The perforate Type IV of 1857 is considerably more scarce than the same type in the imperforate of 1851. Occasionally a copy with fake perforations is found but this happens so seldom that it should not be a source of much worry to collectors.

Blocks really are rarities of the first water.

There is a cover used on July 25, 1857 from Castleton, Vt. that was in the Morris Fortgang Collection.

Shades: Blue, pale blue, dark blue.

Varieties: Double transfer, Double transfer—one inverted (71L IL), Triple transfer—one inverted (81L IL and 91L IL), Cracked plate.

Plates: Plate One Late.

Cancellations: Black, blue, red.

Cancellation varieties: 1857 year date, 1858 year date, "Paid," Red Carrier, Black Carrier, Railroad, "Way," Steamboat, "Steam."

Type V (Scott 24, Minkus 24)

Type V stamps are the most common of all of the One Cent perforated stamps. They were printed from plate 5, which produced both Type V and Type Va stamps, and from plates 7, 8, 9, and 10 which produced only Type V stamps.




Figure 301. Typical Type V stamp.



Figure 302. Typical Type "Va" stamp.

It is our understanding that Morris Fortgang discovered a strip of four with two of the stamps being Type V and two Va which were at the time thought to be from "Plate 6". In 1955 Mortimer Neinken obtained a block of 21 of the 1c which contained both types, Type V and Type Va and which he plated as coming from the left pane of Plate 5. These Type Va stamps, which for years have been called "Plate 6" stamps are now definitely known to have come from a portion of Plate 5. Ashbrook, Fortgang and Neinken, working closely together, determined that the left six vertical rows of the left pane of Plate 5 were transferred with the Type V roller while the right 4 vertical rows were transferred with Type Va roller. This Type Va roller transferred the entire right pane of Plate 5 so that of the 200 positions on Plate 5, 60 were Type V

and 140 were Type Va. While I can give no estimate of the number of stamps printed from this Plate I believe it was not many because of the scarcity of Type Va stamps. There is little question but that a Plate 6 was made but whether or not it ever went to press is a fair question. Mortimer Neinken is a most able student and he has told me that while he has about a dozen Type V stamps that he cannot place in the reconstruction of any of the other Type V plates, and that he assumes that they may come from "Plate 6", that he still has some doubts about this! Neinken has, as of February, 1966, now completely reconstructed Plate 5 with the exception of two positions.



Figure 303. A pair of Type V stamps from Plate 7.

These stamps are similar to Type III stamps except that the side ornaments are cut away as shown in the illustrations above. It is very important to remember this difference. Many Type V stamps show heavy "scratches" at the sides of the stamps and these very often are mistaken for cracks in the plate. They originated on the die from which the transfer roll was made. It is ap-



Figure 304. Fine Type VA stamps from Plate 5.

parent that in order to provide enough room for perforating the stamps it was decided to trim down all four sides of the stamp design and this was done before these Type V plates were made.

The Type Va stamps came from Plate 5 which was made by the use of two transfer rolls, one of which had a more complete design on the sides than the transfer rolls used in producing the Type V stamps on Plate 5 and on plates 7, 8, 9, and 10. Plates 7, 8, 9, 10 produced only Type V stamps, Plate 5 had the first 6 vertical rows on the Left Pane entered with the Type V roller and the remaining 4 rows entered with the Va roller while the Right Pane was entered only with the Type Va roller. Neinken says "At least two transfer rolls were used on Plate 5, and I am also convinced that the original Type Va transfer roll was altered at least once, or possibly twice in the entries for the 6th and 7th rows of the left pane of the plate". The relative scarcity of the Type Va stamps indicates that Plate 5 did not produce as many impressions as normal usage would indicate. Neinken estimates that Type V stamps from Plate 5 are found among all Type V stamps in the proportion of one in two to three hundred. He estimates that about one Type Va stamp is found for every one hundred Type V stamps.



Figure 305. Pair of Type V showing typical "plate scratches" at right side.
Figure 306. Block of 9 from Plate 10.

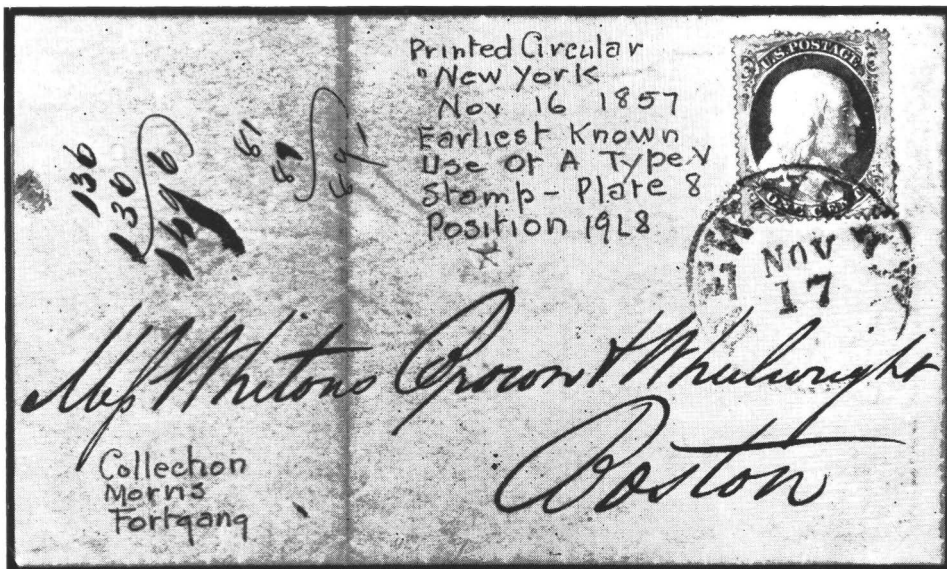


Figure 307. All the necessary information is included in the illustration. Ashbrook photo.



Figure 308. Strip of 3 Type V used on a cover with the always interesting Overland Mail corner card. Used from Napa City to San Francisco within the State of California only. Photo courtesy Wm. O. Bilden.



Figure 309. A vertical strip of Type V "Imperforate between."



Figure 310. The "Ear Ring" flaw from Position 10L9.
 Figure 311. Plate Number block from Plate 9.

This stamp is known on laid paper, in both used and unused condition, and it also is known imperforate horizontally.

The stamp is found on patriotic covers but such use is not really common.

Unused blocks are not scarce but used blocks are another matter. They are worth about 6 times as much as the unused blocks. This unusual situation occurs in the 1857-60 series because of the fact that many unused stamps were discovered in the South after they had been demonetized because of the War between the States.

Earliest known use of a Type V stamp is Nov. 17, 1857 on a cover mailed from New York to Boston.

Shades: Blue, pale blue, dark blue, deep blue.

Varieties: Double transfer at top (6R, 8R, 10R, Plate VIII), Double transfer at bottom (52R IX), Curl on shoulder (57R, 58R, 59R, 97R, 98R, 99R, Plate VII), With "Earring" below ear (10 L IX), "Curl" over "C" of "Cent," "Curl" over "E" of "Cent" (41R, 81R, Plate VIII), Horizontal dash in hair (36L VIII), Long double "Curl" in hair (52R VIII).

Plates: Plate Five, Plate Six, Plate Seven, Plate Eight, Plate Nine, Plate Ten.

Cancellations: Black, blue, red, green, brown, magenta, ultramarine.

Cancellation varieties: 1857 year date, 1858 year date, 1859 year date, 1860 year date, 1861 year date, 1863 year date, "Paid," "Free," Railroad, Numeral, Express Company Cancellation, Steamboat, "Steam," Steamship, Packet Boat, Supplementary Mail Type A, B or C, "Way," Red Carrier, Black Carrier, Blue Carrier, "Old Stamps—Not Recognized," Printed precancellation of "Cumberland, Maine," Territorial.

THE ONE CENT REPRINT OF 1857 (S. 40, M. SP3)

Figure 312. Block of 4 of the One Cent Reprint.

AS can be noted from the illustration, the reprint stamps are Type I. It is from these stamps that the fake type I imperforate is sometimes trimmed and offered as the real thing. As can be seen in the illustration, there is sufficient room between the stamps so that one sometimes comes along with enough room to trim off all the perforations and still have margins. The stamp in the upper left corner of the block shown could be trimmed so that it would have good margins. Fortunately, it is easy to detect such items because they do not have the double transfer that is always present on the genuine imperforate from 7 RIE and, in addition, the color is a bright blue that is entirely different than the color of the imperforate stamp.

The number of these stamps that were sold is stated by Luff to have been 3,846. They were printed on a hard white paper of fine quality. The stamps were perforated 12 instead of 15 as were the originals which makes immediate identification of the reprints very easy.

This item exists imperforate although it was not issued in this form. Speaking of the reprints of the 1857-60 issue, Dr. Carroll Chase said; "These stamps undoubtedly exist imperforate as I personally have seen one set of all values in pairs and two complete sets in single copies, one of these two having in each instance a sheet margin. These are stated to have come from the estate of Charles F. Steel, who had been connected with the National Bank Note Company and was the inventor of the grill used on the United States stamps from 1867 to sometime in the early 70s. These imperforate stamps are absolutely identical with the perforated all through the set as to color and paper and come from the same plates. * * * I regret that nothing further of the history of these imperforate stamps is known to me."

Chapter XVI

THE THREE CENT STAMP OF THE 1857 SERIES

THIS stamp comes in two types, called Type I and Type II. Type I, which we presently will discuss, is identical with the 3c imperforate of 1851 except for the fact that it is perforated.

Of the nine plates used to produce the imperforate 3c stamps of 1851, seven plates, those numbered from 2 thru 8, were used to produce the Type I 3c 1857 stamps. Under this circumstance, most of the varieties present in the imperforates of 1851 are to be found in the perforates of 1857.

The Type I Stamp of 1857 (Scott 25, Minkus 25)



Figure 313. 3c Type I.




Figure 314. Type I used from Fort Bridges, Utah Territory. The straight line postmark is an Army Postmark.

Many collectors have not yet learned that it is easy to tell the Type I from Type II stamps but as can be seen from the illustrations this is a very simple matter. Although it is true that a great many of the stamps are so perforated that only the top or bottom of the stamp can be checked for the frame line, this is enough for if the frame line can be seen at either top or bottom of the stamp it is a Type I.



Figure 315. Type I with Numeral "3" Cancellation.

Dr. Chase gives the colors of the Type I stamps by years, as follows:

1857. Type I perforated. **Dull rose claret, brownish-claret, plum, and brownish-carmine**, all four varying in depth. Impressions good.

1858. No Type I stamps printed.

1859. **Dull red** on thin paper. Impressions usually good.

The Standard Catalog lists the stamp as being red, rose red, claret, and dull red.

The stamp is more scarce unused than used, both in blocks and singles, and is considerably more difficult to find in nice condition than is its imperforate predecessor. A copy which has the perforations clear of the design on all sides is not easy to find.

The recutting varieties on the stamp are:

Recut inner frame lines.

1 extra vertical line outside of left frame line (29L, 39L, 49L, 59L, 69L, 79L, Plate III).

2 extra vertical lines outside of left frame line (89L, 99L, Plate III).

1 extra vertical line outside of right frame line (58L, 68L, 78L, 88L, 98L, Plate III).

No inner line and frame line close to design at right (9L, 19L, Plate III).

No inner line and frame line close to design at left (70L, 80L, 90L, 100L, Plate III).

Lines on bust and bottom of medallion circle recut (47R VI).

1 line recut in upper left triangle.

2 lines recut in upper left triangle.

3 lines recut in upper left triangle.

1 line recut in upper right triangle.

1 line recut in lower left triangle.

1 line recut in lower right triangle.

This stamp is found imperforate vertically and imperforate horizontally but nothing less than pairs can reasonably be considered as authentic examples of these varieties.



Figure 316. Just a nice little Valentine cover. A cover doesn't have to be really valuable to be interesting. Stamp is Type I. It is unfortunate that the embossing on the envelope does not show better in the illustration. Photo Courtesy Wm. O. Bilden.



Figure 317. Type I vertical pair imperforate between. Pair has been severed and rejoined.

Dr. Chase stated that plates 2L and 3 were used the least for these perforated Type I stamps of any of the 7 plates that produced these stamps. He calculated that each of these plates, 2L and 3, produced 484,500 perforated stamps. His estimate for plate 4 was 7,751,200 stamps and plate 5L was 581,300 stamps. He believed that plate 6 produced about the same number of these stamps as plate 4, which was 7,751,200. Plate 7 apparently produced more of these perforates than any other plate, about 15,502,500 while plate 8 was believed by Chase to have produced about 6,201,000 stamps. His total for all the plates was about 38,756,100 perforated Type I stamps.

The above information is given just as a matter of general interest because it goes without saying that every serious specialist in the 3c 1851-1857 stamps has a copy of Dr. Chase's great book "The 3c Stamp of The United States, 1851-1857".

Shades: Rose, rose red, claret, dull red.

Varieties: Gash on shoulder, Double transfer, Double transfer "Gents" instead of "Cents" (66R II L), Triple transfer (92L II L), Worn plate, Cracked plate. Recut varieties as previously noted.

Plates: Plates 2 thru 8.

Cancellations: Black, blue, red, orange, brown, ultramarine, green.

Cancellation varieties: 1857 year date, 1858 year date, 1859 year date, "Paid," "Way," Railroad, Numeral, "Steam," Steamship, Steamboat, Packet Boat, Supplementary Mail Type A, U. S. Express Mail, Express Company Cancellation, Black Carrier, "Old Stamps—Not Recognized," Territorial, Printed Precancellation "CUMBERLAND, ME." (on cover).

Quantity issued: Estimated at 38,750,000.

The Type II Stamps of 1857 (Scott 26, Minkus 26)

Figure 318. Pair of Type II showing clearly the lack of frame lines at the top and bottom of the stamp which distinguishes Type II from Type I.

Much of the following information was obtained from Towner K. Webster, Jr., who was well-known as one of the leading specialists of the stamp. It was our intention to illustrate many of the leading varieties of the stamp but it was found impossible to reproduce these clearly enough so that they would be of value so we have regretfully been forced to omit them.

When the Government decided that our stamps should be perforated, they first used stamps printed from the original plates which were used to produce the imperforate stamps. It immediately became apparent that there was insufficient space, especially at the top and bottom of each stamp, because the perforations cut into the top and bottom frame lines. This brought about the production of new plates and the transfer rolls used to make them had the top and bottom frame lines removed to give more space for the perforations. As stated in the information given on the Type I 1857 stamp, this is the distinguishing characteristic of Type II. Type I has the top and bottom frame while in Type II these lines have been eliminated.

According to the very thorough investigations of Dr. Carroll Chase, there were about 658,000,000 3c perforated stamps used. Of these about 38,000,000 were Type I and 620,000,000 Type II. The catalog lists two major varieties of the Type II of which approximately 33,000,000 were of the so-called plate 10 group in which the side frame lines run from the top to the bottom only of each stamp. The remaining nearly 600,000,000 have the side frame lines continuous from the top of the top stamp to the bottom of the bottom stamp.

In order to understand how some of the plate varieties of this stamp came into existence, it is perhaps best to review a little of the history of the manufacture of these plates. The original die had reasonably strong frame lines surrounding the entire stamp. However, in the transfer from this die to the transfer roll and then to the plates themselves, most of these frame lines transferred so lightly as to be indistinct and were re-cut on the plates to strengthen them.

All of the Type II stamps were made from plates numbered 9 to 28 inclusive. 6 plates were first produced at one time, numbered from 9 to 14 inclusive, and two of these plates, Plates 10 and 11, each of which exists in three states and probably were the first of these plates that were recut, had the frame lines re-cut to the top and bottom of each individual stamp only. These frame lines were cut rather delicately, and in many cases, not quite straight, but in almost every instance they were cut substantially over the original die frame

lines. Apparently the engraver found that it was a rather tedious job and after the first two plates were recut they found that a saving in time could be made by putting a straight edge vertically along the entire plate and with the engraving tool cut out a continuous line from the top of the top stamp to the bottom of the bottom stamp. In the rest of the plates, irregularities in the spacing of the stamps, and probably more important, slight carelessness in the positioning of this straight edge, resulted in many instances where the recut frame line was much too far away from the stamp or much too close to it. It is probable that in having six plates made at one time they put the plate numbers on at random so that Plate number 9 had the continuous frame lines; numbers 10 and 11 had the broken frame lines; and from then on, numbers 12 to 28, were recut with continuous lines. This accounts for the varieties listed in Scott's Catalog as "frame lines running from top to bottom only of each stamp." Incidentally, plates 10 and 11 were recut twice, making three states of these two plates; early, intermediate and late.

From the above description, it is obvious that substantially every top row stamp has the frame line extending only to the top of the stamp, and that every bottom row stamp has the frame line extending only to the bottom of the stamp. This causes some difficulty in identifying the so-called Plate 10 group (which consists of Plates 10 and 11) from the commoner type where the frame line is continuous.

Sometimes it is impossible to be certain that a top row stamp does or does not belong to this group, although in most cases the character of the frame lines themselves will indicate quite definitely the classification. It is almost always possible to identify a top row stamp. There are three identifying marks on most of the top row stamps of all of these plates from 9 to 28. The most apparent is the so called damaged transfer or damaged transfer recut. Illustrations show each of these two varieties. The damage to the transfer was just above the lower left rosette and shows as a white spot, as indicated on the stamp. In many instances this damaged transfer was recut by hand to make the damage appear less obvious. There are great variations in the retouching of this damaged transfer. In addition to the damaged transfer there is a position dot above the right hand upper corner of the stamp which is apparent unless the perforations or cancellations obliterate it. The third identifying difference is a relief break in the oval line in the lower left quarter or sequent of the oval.

The bottom row stamps are more difficult to identify. Unless one is a specialist in this stamp, about the only way they can feel sure a stamp is from a bottom row is when the stamp has sufficient margin at the bottom to prove that such is the case. It is true that specialists who can differentiate between the various reliefs can spot bottom row copies even though the bottom margins are such that they offer no indication of the fact that the stamp came from a bottom row. The bottom row was made from Relief F, which is relatively difficult to identify, and is particularly difficult to distinguish from Relief E, both of which have a small relief break in the tessellated work adjacent to the bottom of the oval, a little to the right of the center line, although the identification of these reliefs is aided by the fact that in a great many instances the vertical line of the lower left triangle in Relief F is much stronger than in Relief E. If the side frame line is heavily cut and is close to the design, or is considerably outside of the original frame line, the stamp obviously is not of the Plate 10 group.

Recut Inner Lines:

None of the plates used for the Type 2 stamps had the inner lines recut like those on Plates 1, 2, 3, and 5 of the imperforate variety. There were, however, probably nineteen different positions where an inner line was recut on the Type II, all except one of which were recut on the right hand side of the

stamp in varying lengths, from one rosette to the other, to short lines not over $\frac{1}{4}$ " long. All except one of these 19 recuts appear on Plates 10 and 11. Scott's Catalog for 1966 lists used innerline recuts at a price of \$25.00 as against 65c for a normal used single. Here confusion sometimes exists in the determination of the recut inner lines, the most common being where the recut frame line was so badly out of position that it cut through the diamond blocks and right up against the tesellated work. This confusion is sometimes heightened by the fact that there are traces of the original frame line as rocked in by the transfer roll. This latter case exists in nearly every well printed stamp where the recut frame line is not directly over the original frame line as it exists in the original die. The recutting of the inner lines was, in almost no case, as clean cut as on the imperforate varieties. They varied greatly in distinctness, according to the state, early, intermediate or late, of these two plates.

Recut Triangles:

There are seven instances of so-called recut triangles, none of which occur on Plates 10 and 11, and most of which occur on Plate 15. These are all at the upper left hand triangle and are distinguished not so much by the recutting of the triangle itself as by additional recutting just below the rosette. The so-called five line recut, in all but extremely well printed copies, is hard to identify except that this particular stamp has many recut dots in the tesellated work just below the rosette, which particular recutting exists in no other stamp.

Collectors often have trouble with this variety since many well printed stamps, particularly from the F Relief, show a very strong vertical line on the lower left hand triangle which really looks more as if it was recut than do the recognized varieties described above. However, since this exists in varying degrees in all of the F Relief stamps it cannot be construed as a recut triangle, in that no individual work was done on it in any known instance.

Double Frame Lines At Left or Right:

Quite a number of the positions of Type II show two, and sometimes three, very distinct frame lines cut either at the left or at the right, and sometimes both sides, of these stamps. Perhaps the most common mistake in identifying varieties on Type II is made by mistaking the traces of the original side frame line produced from the original die, with those actually recut. As stated above, in discussing recut inner lines, a very large percentage of Type II stamps have the recut frame line at a location apart from this original line and on every well printed copy, where the recut line is not directly over the frame line, it will show as a second line. In other words, to be a definite variety of multiple frame line the lines have to be very distinct and substantially of the same strength.

Plate Flaws:

There are approximately 40 plate flaws of which it is practical to list only a limited number in this work. In addition there are many minor flaws of interest only to the real specialist.

Perhaps the most obvious flaw is the so-called quadruple flaw, which has four pairs of ditto marks, or "rabbit tracks," in a vertical line a little to the right of the center. Other quite obvious flaws are the double flaw on the throat and above the head and the cheek flaw like a dab of rouge on the cheek, a heavy line in the lower right margin and the split button flaw showing the diagonal line on the button of the tunic.

Cracked Plates:

There is only one badly disfiguring crack in all of the twenty plates, plus their various states. This crack extends completely across stamp number 71L18 and extends across the upper left corner of the stamp at the right, crosses the space above and enters the stamp above showing on three positions. There are several other surface cracks. One, the "Wish Bone," is a crack at the upper margin between two stamps.

Shifts:

There are not very many pronounced shifts in the Type II stamp although there are a good many minor ones. The shift listed in Scott's Catalog as (Rosettes doubled and line through Postage) is illustrated because several other shifts in the rosettes occur which are sometimes confused with the one that is listed in the catalog.



Figure 319. "The Big Crack."




Figure 320. Double transfer, rosetts double, lines thru "Postage" and "Three Cents."



Figure 321. Damaged transfer.




Figure 322. Damaged transfer retouched.




Figure 323. 3c Type II on Stage Coach Mail (Via Express) from Denver, Kansas Territory to St. Joseph, Missouri then via U. S. Mail to Iowa. Mailed in July, 1860.

Plate Numbers:

Stamps showing the plate numbers are relatively rare. Many stamps exist showing part of the imprint, most all of which can be identified as to the plates from which they come. Plate numbers below 20 are very rare. The later plate numbers are relatively common.

The earliest date of use of the Type II stamps is July 13, 1857 and not too many covers showing any July, 1857 use are known. Covers that show an early use of both types of the stamp, Type I and Type II, are particularly desirable.

Dr. Chase gave the colors of the Type II stamps, by years, as follows:

1857. Type II perforated. **Brownish-carmine**, various tints and shades; **dull-rose claret**, various tints and shades; **brownish-claret**, various tints and shades; **plum**, various tints and shades.

1858. **Pale-yellow brown**, various tints and shades; **dull-rose brown**, various tints and shades; **orange-brown** (rare).

1859-1860-1861. **Dull red**, various tints and shades; **dull-rose claret**, various tints and shades; **brownish-claret**, various tints and shades; **plum**, various tints and shades; **bright-brownish carmine**, various tints and shades.

It is realized, of course, that the above list is a bit too complicated for most of us. The Standard Catalog listing is *dull red*, *red rose*, *brownish carmine*, *claret*, and *orange brown*.

The stamp is seen fairly often on a Patriotic cover. It is occasionally seen on a Confederate Patriotic cover but such usage is not at all common. The stamp also is known on a Pony Express cover but is rare so used.

Used pairs and strips are common but used blocks are worth in my opinion at least fifty times as much as a single and they also are worth perhaps double that of an unused block. Full sheets from certain plates are still in existence.

This stamp is found imperforate vertically and imperforate horizontally but consideration can only be given to pairs, and it is found in a horizontal pair, imperforate between. All of these items are exceedingly rare.




Figure 324. A nice early Lincoln campaign cover. Do you suppose the clerk that put the cancellation on the face of Lincoln voted for him? I doubt it! Alvin Witt Collection.



Figure 325. A nice Campaign cover from Lincoln's first campaign. I note that Lincoln was "cancelled" as well as the stamp. Photo courtesy Wm. O. Bilden.




Figure 326. A Buchanan Campaign cover that was mailed to Augusta, Maine. My own Grandmother was born in Augusta and came West to Iowa about the time this letter was mailed. I have flown over Augusta and on to Minneapolis in the time it took her to travel 10 miles which seems fast to me but our grandchildren will wonder how we ever got along with 600 mile per hour jets! Photo courtesy Wm. O. Bilden




Figure 327. A campaign cover of "The Little Giant". Photo courtesy Wm. O. Bilden.




Figure 328. A nice corner card of the old Nicollet House on a letter sent from Minneapolis to its Sister City of St. Paul. This hotel has long since been replaced by the fine Nicollet Hotel. Photo courtesy Wm. O. Bilden.



Figure 329. A corner card showing the world-famous Minnehaha Falls, the location made known around the World by Longfellow in his famous poem of Hiawatha and his love, the beautiful Minnehaha. Photo courtesy Wm. O. Bilden



Figure 330. This is a balloon advertising cover. It was not flown. Cover was used with Type II stamp at Lancaster, Pa. on May 18, 1860. Photo courtesy Wm. O. Bilden.



Figure 331. A very fine balloon advertising cover that would be worth as much as the balloon had it been flown! Photo courtesy Wm. O. Bilden.



Figure 332. A Type II stamp with the interesting variety "Double Perforation at both sides." Photo courtesy Wm. O. Bilden.

It is most unusual that a stamp with double perforations on each side can be obtained with complete perforations. Almost always some or all of the extra perfs will be torn off.



Figure 333. A fine impression of Type II 3c used with a 1c Type V that paid the Carrier Fee in New York. Photo courtesy Wm. O. Bilden




Figure 334. 3c Type II on a Lincoln Campaign Cover. (Ex-S. W. Richey).




Figure 335. 3c Type II with Army Postmark of Camp Floyd, Utah Territory to Lexington, Massachusetts. Dated February 11 (1859).




Figure 336. 3c Type II on a letter originating in the South after the outbreak of the Civil War. The stamp was not good for postage to the North after June 1, 1861 (hence the letter was rated "Due 3c.")




Figure 337. This letter was rated "Due 3" because of the use of a stamp of the old series that had been declared invalid.



Figure 338. A nice advertising cover with a fine strike of the Chicago "Supplementary Mail". Photo courtesy Wm. O. Bilden.




Figure 339. Rated "Due 6" when used in 1863 because of the use of a demonetized stamp.

I have seen an illustration in the Postal History Journal, Whole No. 12, in an article called "United States Territorial Mails" by Gaspare Signarelli, a cover mailed from Doaksville, Choctaw Nation to Huntington, Long Island, N. Y. The name of the town and "Choctaw Nation" in manuscript and year date and cancel also in manuscript. This is a rare and interesting cover.

Shades: Dull red, red, rose, brownish carmine, claret, orange brown.

Varieties: Double impression, Double transfer, Double transfer with rosettes double and line through "Postage," Triple transfer, Damaged transfer above lower left rosette, Damaged transfer above lower left rosette retouched, Cracked plate, Vertical frame lines extend only to top and bottom of stamp, 1 line recut in upper left triangle, Inner line recut at right, Inner line recut at right, Worn plate.

Plates: Plates 9 thru 28 inclusive.

Cancellation: Black, blue, red, orange, brown, ultramarine, violet, green.

Cancellation varieties: 1857 thru 1861 year dates, "Paid," "Paid All," "Free," "Collect," Numeral, "Steam," Steamer, Steamboat, Steamship, "Way," Railroad, U. S. Express Mail, Express Company Cancellation, Packet Boat, Supplementary Mail Type A-B-or C, Black Carrier, Red Carrier, "Southn. Letter Unpaid," Printed Precancellation "Cumberland, Maine," Territorial.

Quantity issued: Estimated at 620,000,000.

Chapter XVII

THE FIVE CENT STAMP OF THE 1857 SERIES

THE Five Cent stamps of this series come in two major types and in various colors and shades. They will be described in the actual order of their issuance despite the fact that such listing does not agree with the way they have been catalogued for many years.

Five Cent Red Brown, Type I (Scott 28, Minkus 28)




Figure 340. Red Brown Type I with a fine PAID cancellation. (Ex-West collection).

This Red Brown Type I was the first issue of the Five Cent stamps of the 1857 Issue, which we separate by shades and types. The earliest known date of use of the Red Brown is August 23, 1857. It is unfortunate that early references to the Five Cent 1857 were not often broken down by shades. These stamps in all of their shades, which we take up in the order of their issue, have always been popular with collectors. This is particularly true of cover collectors for these stamps were used in a most interesting period of philatelic history and they have received the most careful attention of our students.

Blocks of this stamp are scarce. The largest known block is an unused block of 10, 2v by 5h, found by E. A. Fiero. The corner stamp has been replaced so it is a solid block of 9. There was a fine O.G. block of 4 in the Eagle Sale. This block formerly was in the collection of the Earl of Crawford. On March 14, 1946 the Mercury Stamp Company sold at auction a cover carrying a block of 4, tied to cover, and used with a One Cent Type V, 1857. This cover was cancelled Vincennes, Indiana.

Some fine covers bearing this stamp are shown on pages 221, 222, and 223.

A defect, that shows up as a light area on the right side of the oval between the portrait and the white line of the oval has been ascribed to various causes. The next stamps shown, all with the same plate defect, are from position 23R1 according to Earl Oakley who owns the copies shown here. He has informed me that he has a record of 7 or 8 imperforates, 3 red brown perforates, 1 Indian red perforate and 5 brown perforates. This variety, the cause of which is not definitely known, probably was first discovered by the late Warren Colson. It is well illustrated in Figures 341 thru 344.




Figure 341. 1856 Imperforate.



Figure 342. Brick Red.



Figure 343. Red Brown.



Figure 344. Brown.




Figure 345. A very fine cover with 2 vertical pairs and 2 singles of the 5c Red Brown paying the double rate to France. Used from New Orleans on June 24, 1858 via New York where it was cancelled July 3, 1858. It went by the "Havre Line" directly to Havre, France and then on to Nantes where it was backstamped July 14, 1858.




Figure 346. This cover, sent from New York to Germany, may bear the only known vertical strip of three of the Orange Brown on cover. The Orange Brown is very scarce genuinely used and it is rare on cover. This particular item shows a late use of the issue. These stamps were not valid for use in many of the large cities at the time this cover was mailed on Sept. 7, 1861 but they were still valid in New York until about the middle of September. This cover was in the Henry Hill collection until that collection was sold at auction.




Figure 347. A strip of 4 of the Red Brown used from New Orleans to Vera Cruz, Mexico. Photo courtesy Wm. O. Bilden.

Note that the 3rd stamp from the left shows the defective transfer. This fine cover was in the Henry Hill collection before it was sold at auction.



Figure 348. The stamps on this cover are the 5c Red Brown. A beautiful block of six and a single paid the 35c rate to Switzerland by "Prussian Closed Mail", the cover being postmarked Jan. 2, 1850 from Platteville, Wisc. This was one of the many fine covers purchased by Henry Hill in the Consul Klep sale in Brussels but it has since been resold in a Robt. A. Siegel sale in New York.



Figure 349. This very fine block of six of the 5c Red Brown paid the double rate of 15c per $\frac{1}{4}$ ounce. The cover went from Donaldsonville La. April 9, 1858 thru New Orleans to Boston, then by British Packet to England, and on to France by the Anglo-French Mail. Photo by Ashbrook.

Shades: Red brown, pale red brown.

Varieties: Defective transfer, position 23R I.

Plates: Plate One.

Cancellations: Black, blue, red.

Cancellation varieties: 1857 year date, 1858 year date, 1859 year date, "Paid," Railroad, "Short Paid."

Quantity issued: Estimated at 270,000.

Five Cent Indian Red, Type I (S. 28A, M. 28a)



Figure 350. A vertical strip of the scarce Indian Red sent from New Orleans thru Boston to France. Photo courtesy Wm. O. Bilden.



Figure 351. The 5c Indian Red is a scarce stamp and the 8 copies on this cover are excellent copies. A 1c Type V is also on the cover and a 1c originally on the cover is missing. The rate on this double cover was 21c per $\frac{1}{4}$ ounce. The cover was mailed from New Orleans on Jan. 18, 1859, went to Boston and crossed the Atlantic via American Packet to England, then across the Channel and via French Mail to Brussels. This is a handsome cover, formerly in the Caspary Collection, and it likely has more of the 5c Indian Red stamps on it than any other cover. Ashbrook photo.

The 5c Indian Red stamp actually was the second in the series of 5c stamps, the earliest known date of use being March 31, 1858. It is the most scarce of all of the shades and the most difficult to find in truly fine condition.

I have not heard of a mint block of this stamp, but a used block is known.

Just as we are ready to go to press I have seen a very interesting cover bearing a 5c Indian Red that is the property of Dr. R. L. D. Davidson. It was used from "Don Pedros Bar, California", (a river bar and not a saloon), to Martinez, California, which actually called for only 3c postage. Apparently, or possibly, there was a postmaster at Don Pedros Bar who was out of 1c and 3c stamps but had the 5c stamp in stock. Now it is my guess that the party mailing the letter, whom I envision as a tough miner, simply told the postmaster that 3c was the rate and 3c was what he was going to pay. Still guessing, I think the postmaster, who likely got all the receipts of the office, decided to sell him this stamp for 3c but made sure, by marking a horizontal line across the top of the stamp in pen, and another at the bottom, that it would not pass as a 5c stamp. He then wrote a large manuscript "3" in the middle of the stamp. A good story? True? Could be!

Shades: Indian red.


Varieties: Defective transfer, position 23R I.

Plates: Plate One.

Cancellations: Black, red.

Cancellation varieties: None.

Quantity issued: No estimate.

Five Cent Brick Red, Type I (Scott 27, Minkus 29)**Figure 352. Brick Red Type I with "Steam Ship" Cancellation.**

Despite the fact that these stamps have, for a great many years, been chronicled as the first in the series of these Five Cent stamps, they actually were not used until many months after the Five Cent red brown and the Five Cent Indian red, and thus are here relegated to their proper position as the third printing.

The earliest known use of this item is believed to be Oct. 6, 1858.

Because of the particular color of this stamp, which is light rather than dark in shade, it tends to cancel rather badly. In addition to this regrettable feature, it rarely is the case that the perforations do not touch on at least one or two sides, and the copy that will please the particular collector is seldom found. A few such copies do exist and a reasonable price for them probably is a half dozen times as much as the price of an ordinary copy.


**Figure 353. Brick Red Type I strip of 3 on cover to France. (Ex-West collection).**



Figure 354. A very fine vertical strip of the Brick Red used to France. Photo courtesy Wm. O. Bilden.




Figure 355. This remarkable cover not only has a vertical strip of three of the 5c Brick Red but, in addition, it has a strip of three 10c Type IV, positions 54L1, 64L1, 74L1, to make this a cover of the greatest rarity. This was a triple rate cover weighing slightly over ½ ounce and it is a true gem.

The stamp is known, but is rare, on a patriotic cover.

No record is known to us of used block but an unused block was sold in the Worthington Sale in 1917. This may well be the only known block. We know this finally went into the Phil Ward Collection which was purchased from the Ward Estate by the Raymond H. Weill Company of New Orleans.

Shades: Brick red.

Varieties: Defective transfer, position 23R I.

Plates: Plate One.

Cancellations: Black, blue, red, ultramarine.

Cancellation varieties: 1859 year date, 1860 year date, "Paid," Supplementary Mail Type A, "Steamship."

Quantity issued: Estimated at 135,000.

Five Cent Brown, Type I (Scott 29, Minkus 30)



Figure 356. Brown Type I.

This stamp comes in various shades of brown, commonly called brown, pale brown, deep brown, and yellowish brown. Known used as early as July 4, 1859, it has long been cataloged in its correct relation to the other five cent stamps of this 1857 issue for it is now listed fourth in the series.

Trimmed copies of this stamp quite often are found masquerading as the imperforate of 1851 but anyone who is familiar with the fact that the imperforate is a red brown and not a brown should spot such fakes at a glance. The type is the same as that of the imperforate and that is what so often confuses collectors (and some dealers as well) who have not learned the shade of the imperforates.

As is true with all of these early stamps, blocks of four are rare but pairs and strips are often found. Auction records show that a very fine used block of four, on a piece, was sold by H. R. Harmer in his sale of June 8, 1931, and an O. G. block of 4, in the deep brown shade, well centered, was sold in the Hind Sale. Naturally, it is not our purpose to record here every block or important item ever sold but to present proof that at least certain items existed. No man can read the future and larger pieces may be found or all the currently existing blocks might be destroyed.

Shades: Brown, pale brown, deep brown, yellowish brown.

Varieties: Defective transfer, position 23R I.

Plates: Plate One.

Cancellations: Black, blue, red, brown, magenta, green.

Cancellation varieties: 1859 year date, 1860 year date, "Paid," "Steam," Steamship.

Quantity issued: Estimated at 510,000.


Five Cent Brown, Type II (Scott 30A, Minkus 31)

Figure 357. Brown Type II in a fine vertical strip of 3. (Ex-West collection).




Figure 358. 5 copies of the 5c Brown, Type II, used from St. Martainville, La. to London, Dec. 1, 1860. This was an overpayment by 1c of the 24c rate. Photo courtesy Wm. O. Bilden.

For years the Standard Catalog has listed this as the last of the Five Cent stamps of 1867 but it should be, and here is, listed in the fifth position as the stamp is known used on March 4, 1860, which is more than a year earlier than the Orange Brown stamp of the same design was used.

The stamp comes with the interesting variety "Printed on both sides" but it is exceedingly rare and we believe only two copies are known. It also has been listed with a cracked plate but there is some doubt as to whether the item so listed in the Standard Catalog actually is the result of a cracked plate or of a plate scratch. We have not seen the item so can offer no opinion on it but its authenticity has been questioned.

In 1946 author was shown, by Merrill Kirkland of Chicago, one of the two known copies of this stamp "Printed on both sides". This particular copy is a fine example of this always interesting printing variety which is a real rarity on one of the few United States Stamps on which "Printed on both sides" exist.

Shades: Brown, dark brown, yellowish brown.

Varieties: Cracked plate (?).

Plates: Plate Two.

Cancellations: Black, blue, red, magenta, green.

Cancellation varieties: "Paid," Supplementary Mail Type A, "Steamship," "Steam," Express Company, Railroad, Packet Boat.

Quantity issued: Estimated at 825,000.



Figure 359. Very rare cover with two copies of the 5c Brown Type II used on an East to West Pony Express cover. It was carried out of the mails to New York from Europe, the letter being dated St. Leonards 26 July, 1860 so it could have originated either in England or France since there is a St. Leonards in each country. It bears the marking California Pony Express Aug. 10 New York in a pale blue oval and a beautiful strike of the "Double Oval" Pony Express marking applied on Aug. 18 at St. Joseph, Mo. The cancel on the 5c stamps is St. Joseph, Mo. so it appears that the Pony Express Company applied them at this point. The addressee in San Francisco paid the Pony Express fee. Ashbrook photo.

Five Cent Orange Brown, Type II (Scott 30, Minkus 32)

Figure 360. A beautiful block of six of the 5c Orange Brown, Type II. (Ex-West collection).

Although this stamp for years has been listed as the fourth in the series of the Five Cent 1857 stamps, it should be, and here is listed fifth and last. It is not known used until May 8, 1861 and was in use only a short time before it, and all of the stamps of the series, were demonetized because of the War between the States. Because of the short period in which it was in use, and fact that unused remainders were discovered in the South after the war, this stamp is more valuable in used than in unused condition. Particularly is this true when the item is on cover or when the cancellation can be authenticated. On cover the stamp is worth a dozen times that of an unused copy and a Patriotic cover it probably is worth twenty times that of an unused copy.

The stamp is known in orange brown and in deep orange brown and is not a difficult stamp to identify. It cannot be confused with the Type I stamps for the projections at the top and bottom are partially cut away. It should be understood that any cutting away of the top and bottom projections changes the stamp from a Type I to a Type II stamp. Some years ago these Five Cent stamps were classified into three types, the Type I being those that had the projections complete, Type II being those that had the top and bottom projections partially cut away, and the Type III being those that had the top and bottom projections entirely or almost entirely cut away. Fortunately, the present system of classification came into use. The stamps are so long that the perforations more often than not cut away part of the design at the top and



Figure 361. 5c Orange brown used on August 30, 1861 from New York to St. John's, N. F. via Boston by British packet.

Another fine cover with this stamp was shown on page 221 as Figure 346.

bottom (to say nothing of the sides) and to classify them into two rather than three types is enough for most collectors. Actually, if one wants to dig into the various "types" on this stamp they can find not two or three but six or seven if the types are to be determined by the amount of the cutting away of the projections. Each of the 6 reliefs on the transfer roller used to produce Type II stamps was trimmed away to a degree different from the others and thus each relief could be said to produce a different "type." Such specialization is of interest and value but it does not belong in the catalog commonly used by most collectors.

This stamp is not common in unused blocks but it is exceedingly rare in used items larger than singles. There was an unused block of 32, 8v by 4h, in the Caspary Sale.

Due to the fact that the Orange Brown is considerably more scarce in used than in unused condition, particularly so on cover, care should be exercised in the purchase of such items. Fakers make a fat living off of careless purchasers who buy because "it looks good". Where there is a monetary reason for faking, it is well to exercise reasonable caution.

Shades: Orange brown, deep orange brown.

Varieties: None.

Plates: Plate Two.

Cancellations: Black, blue, red.

Cancellation varieties: "Paid," Steamship, Supplementary Mail Type A, Railroad.

Quantity issued: Estimated at 570,000.

Chapter XVIII

THE TEN CENT STAMP OF THE 1857 SERIES

THE perforated Ten Cent stamps were issued from Plate One, which produced the Ten Cent imperforate stamps considered as a part of the 1851 series although they actually were not issued until 1855, and from plate Two which was not used to produce imperforate stamps.

All of these stamps were perforated 15.

The perforated stamps from Plate One were of the same types as the imperforates since they differed from them only by the addition of the perforating holes in the paper. We therefore find the stamps in Type I, Type II, Type III, and Type IV. In addition we find a fifth type, called Type V, which came from the new plate, Plate Two.

According to the Scott U. S. Catalog, each of the first four types was issued on July 27, 1857. This is nine days earlier than the earliest date of use as noted by Ashbrook who discovered, in the L. B. Mason Collection, a Plate One Ten Cent perforate that was used on August 5, 1857. Mr. Ashbrook did not seem to have a record of the type of this stamp but recollected it as a Type II. Perhaps the July 27th use of all the first four types actually may someday be seen although we would say that this would constitute quite an event.

It is our opinion that fine copies of the perforates, type for type, are more valuable than the imperforates despite the fact that the Standard Catalog does not now so value them. To find a perforated copy of the first four types in which the perforations are entirely free from the design, and the stamp centered, is not an easy task.

Blocks of the perforated stamps from Plate One are very scarce. The same combination of types in blocks is possible in the perforated stamps as it was from the imperforates with, of course, the addition of blocks of Type V. stamps.

Type I (Scott 31, Minkus 33)



Figure 362. A fine pair of the 10c Type I.

As can be seen from the illustration, this stamp varies in no particular from the imperforate Type stamp except that it is perforated.

While the stamp is not extremely scarce on ordinary covers, it was used on a few patriotic covers and when so used is a rare and valuable item.


Shades: Green, dark green, bluish green, yellowish green.

Varieties: Double transfer (100R I), "Curl," in left "X" (99R I).

Plates: Plate One.

Cancellations: Black, blue, red.

Cancellation varieties: Supplementary Mail Type A, "Steamship."

Type II (Scott 32, Minkus 34)**Figure 363. 10c Type II.**

Remarks as to the shade of this stamp, and its relation to the imperforate of the same type, are the same as was given for Type I.

Perhaps the most interesting cover on which the stamp has been found is a Pony Express cover and an item of this nature is currently worth several hundred dollars. No doubt a better way of expressing value is to say that it is currently valued at something like 40 times that of a copy off cover. References to dollar values on stamps have a habit of becoming completely obsolete.


Shades: Green, dark green, bluish green, yellowish green.

Varieties: Double transfer (31L, 51L, 20R, Plate One).

Plates: Plate One.

Cancellations: Black, blue, red, brown, green.

Cancellation Varieties: 1857 or 1859 year date, "Paid," Steamship, Packet Boat, Railroad, Express Company Cancellation.

Type III (Scott 33, Minkus 35)**Figure 364. 10c Type III.**

Remarks as to shade and relation to imperforate of the same type are as was given for Type I.



Figure 365. A double rate cover, paid to destination, from Fort Defiance, New Mexico to France. The strip of 3 stamps are all Type III. Photo courtesy Wm. O. Bilden.



Figure 366. A 5c Brick Red and a 10c Type III sent via the U. S. S. "Niagara" from Boston to France. Photo courtesy Wm. O. Bilden.

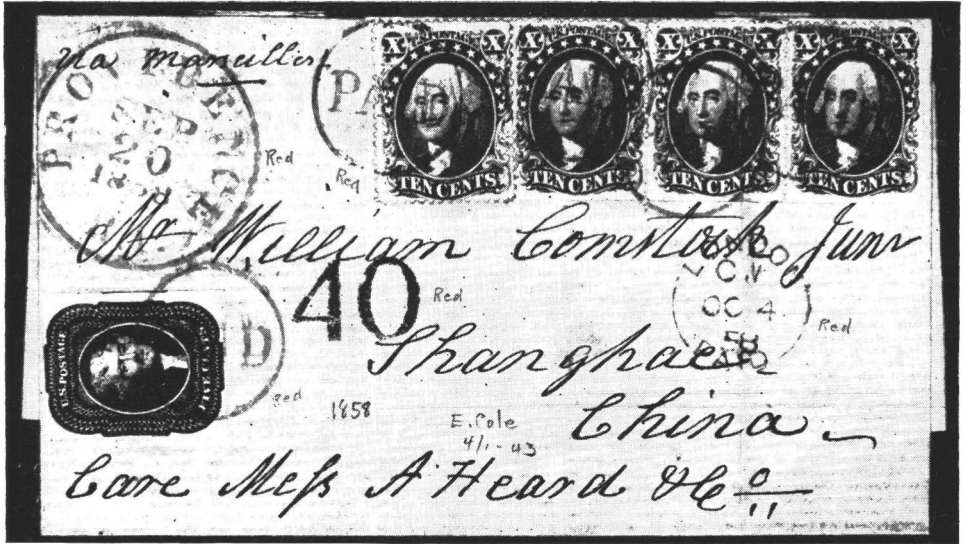


Figure 367. 4 copies of the 10c Type III plus a 5c 1856 used to pay the 45c rate to Shanghai.

There is a real dearth of varieties on type III. The only variety of any consequence known to me is that of the "Curl" on forehead variety which came from position 85L I.

Shades: Green, dark green, bluish green, yellowish green.

Varieties: "Curl" on forehead (85L I).

Plates: Plate One.

Cancellations: Black, blue, red, brown, ultramarine.

Cancellation varieties: 1857 or 1859 year date, "Paid," Steamship, Packet Boat, Railroad, Boat.

Type IV (Scott 34, Minkus 36)

Remarks as to shade and relation to imperforate of this type are the same as was given for Type I. For examples of all of the recut positions please turn back to the imperforate Type IV stamps of the 1851 series. This stamp can be had in block form although as such it is of the greatest rarity.

Perhaps the most remarkable of all of the blocks of the perforate Ten Cent stamps is a block of 10 stamps that contains all of the major varieties of the perforated stamps from Plate I. The block comes from positions 54, 55, 64, 65, 74, 75, 84, 85, 94, and 95L I. In this block are 2 Type I, 1 Type II, 2 Type III, and 5 Type IV stamps. The Type IV stamps in the block have all three varieties of the recutting since they show stamps recut at the top only, stamps recut at the bottom only, and a stamp recut at both top and bottom.

This remarkable block happens to be pen-cancelled and as such might not find favor with condition cranks, (particularly those of recent and unmeliorated vintage), but to the specialist who understands and appreciates an item of this nature, this block is a real treasure. It was found in a small correspondence purchased in 1941 by the Economist Stamp Company and is almost unquestionably a unique item.

The recutting varieties are of course the same as on the imperforate stamp and consist of Outer line recut at top (65L, 74L, 86L, 3R, Plate I), Outer line recut at bottom (54L, 55L, 76L, Plate I), and Outer line recut at top and bottom (64L, Plate I).

Shades: Green, dark green, bluish green, yellowish green.

Varieties: None other than the various recuts as noted.

Plates: Plate One.

Cancellations: Black, blue, red.

Cancellation varieties: 1859 year date, 1860 year date, Steamship, Packet Boat.

Type V (Scott 35, Minkus 37)



Figure 368. Block of 4 Type V. (Ex-West collection).

As can be seen from the illustrations, Type V stamps vary a great deal, one from another. As a matter of fact, some of the stamps we know as Type V stamps vary as much, one from another, as do the Type II and Type III stamps from each other. Nevertheless, because of one certain characteristic that is present in all of the Type V stamps, all of the stamps from Plate 2 are called Type V despite their individual differences.

The characteristics by which all Type V stamps can be distinguished, with little difficulty, from any of the other types of the Ten Cent stamps, is that the side ornaments never are complete. We describe these Type V stamps as follows: "The side ornaments never are complete, and are often quite incomplete. The pearl ornaments at the ends of the lower label usually are partially cut away, especially on the left side of the stamp where they never are complete on the Type V stamp. No Type V stamp shows more than two pearls at the left and few of them show more than one. Two or three positions furnished stamps showing all three pearls at the right but the usual Type V shows only one pearl at the right and one at the left. At the bottom of the stamp the outer line is complete and the shells are nearly complete. The outer lines at the top almost always are complete except over the right "X." Fortunately, while the stamp does not lend itself to a short and simple description, it requires but a limited amount of practice to be able to spot this type with ease. If a Ten Cent stamp shows three pearls at each side it is not a Type V and if it does not show three pearls at each side it is a Type V. What could be more simple to check than the pearl ornaments?




Figure 369.




Figure 370.




Figure 371.




Figure 372.



Figure 373.




Figure 374.

Figures 369/374 show the considerable differences that are found on Type V stamps.



Figure 375. A type V on cover from San Francisco to Amesbury, Mass. A famous cover formerly in the Stephen Brown collection.

It seems apparent, from an examination of Type V stamps, that the plate was not transferred in exactly the usual manner. The transfers from the die to the transfer roll must have been taken up so that the design was sidewise on the roll rather than lengthwise as is customary, and it is probable that the design was intentionally "short transferred" to a certain extent from the die to the roll which in this instance means that the side designs were partially left off the transfer roll. When the roll was applied to the plate most positions probably were intentionally "short transferred" from the roll to the plate so

that the already incomplete design as it existed on the roll was reduced still further in size on the plate. In addition to this, it seems certain that the plate was carefully gone over and erasures made between many of the stamps. The erasures likely are the principal cause of the many variations that appear on the side ornaments of the Type V stamps. It is probable that the reason for this short transferring and erasure was to provide more space for perforating and while this did provide plenty of space for the vertical perforations, the design was so long that the stamps were uncomfortably close together so far as the horizontal perforations were concerned.




Figure 376. Type V on cover from Salt Lake City, Utah Territory to Canada.



Figure 377. A Type V on a Pony Express Cover from San Francisco to St. Joseph, Mo. and thence by U. S. Mail to Ohio, Mailed in May, 1860.



Figure 378. While this is a valuable cover, there are others worth more from a monetary stand point, yet few are more interesting from a historical standpoint than this cover addressed to the Hon. Abraham Lincoln at Springfield, Illinois. A "Running Pony" cover with a type V stamp. Photo courtesy Late Edward S. Knapp.



Figure 379. Two Type V copies with a 1c Type V used to fully pay this cover from North Adams, Mass. to Switzerland. Photo courtesy Wm. O. Bilden



Figure 380. Overland from Marysville, California via Los Angeles to Kingstown, Indiana. I suppose the passengers were advised that "the best of coaches, horses, men and equipment were used and that every convenience was afforded for the passengers". No doubt a lovely trip in which heat, cold, mud, sandstorms, and Indians were included, without extra charge, in the fare! The stamp on the cover is Type V. Photo courtesy of Wm. O. Bilden.

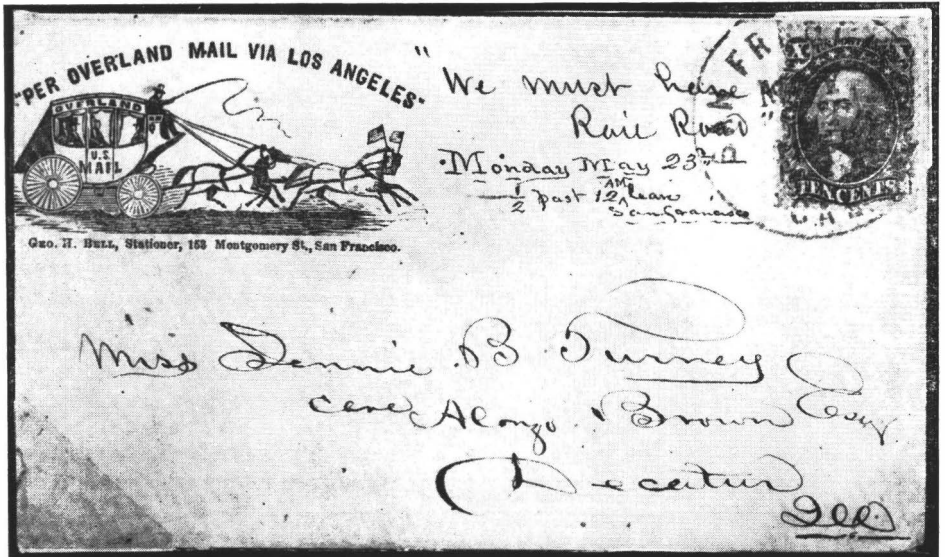


Figure 381. An Overland cover from San Francisco via Los Angeles to Decatur, Ill. Note the notation in the upper right of the cover; "We must have a Rail Road" and "Monday, May 23rd, 1/2 past 12 A.M. leave San Francisco". Photo courtesy Wm. O. Bilden.



Figure 382. Type V, "Curl in forehead" variety, the discovery copy.
(Ex-Newbury Collection).

The stamp is occasionally found on a patriotic cover and as such it is a most attractive item. It also is known on a Pony Express cover but of course such use is very rare.

This stamp is not often found in blocks and as is the case with other stamps of the 1857 series, it is more valuable in used than in unused blocks. We believe the largest known block of this stamp is an unused O. G. block of 42 from the Samuel W. Richey collection, this block being 6x7 from positions 31L to 36L and down thru 91L to 96L. Some years ago Elliott Perry had an unused block of 40 from positions 2R to 9R and down thru 42R to 49R.

Shades: Green, dark green, yellowish green.

Varieties: Double transfer at bottom (47R II), Small "Curl" on forehead (37L II and 78L II), "Curl" in "e" of "Cents" (93L II), "Curl" in "t" of "Cents" (73R II), "Shell Gash" (98L II), "Shell Dash" (84L II), "Extra hair on forehead" (7L, 8L, 9L, II).

Plates: Plate Two.

Cancellations: Black, red, brown, blue, orange, magenta, green.

Cancellation varieties: 1859 year date, 1860 year date, 1861 year date, "Paid," Black town, Blue town, Red town, Steamship, "Steam," Railroad, Numerals, Supplementary Mail Type A or C, Express Company Cancellation. "Southn Letter Unpaid," Territorial.

Chapter XIX
THE TEN CENT REPRINT OF 1875
(Scott 42, Minkus SP6)

AS can be noted from a close examination of the illustration, the reprint stamps contain the full and complete Die design and as such differ entirely from any of the stamps issued from Plates 1 and 2. They were issued without gum, at face value, and were not good for postage.

The perforation was 12 instead of 15, the paper very white and crisp, and the color of the stamp is bluish green.

These stamps cannot be confused with the regularly issued stamps because of the difference in the perforation.




Figure 383. The 10c Reprint of 1875.

Chapter XX
THE TWELVE CENT STAMP OF THE 1857 SERIES
 (Scott 36 & 36b, Minkus 38, 39)



Figure 384. A block of 12c from Plate 3. (Ex-West collection).




Figure 385. A remarkable cover with 16 copies of the 12c from Plate I used to pay the 8+24c rate. This cover was sent by Registered Mail from Albany, N. Y. to Aberdeen, Scotland.

THESE stamps are known to have been produced from the plate we call "Plate One," and from Plate Three. There is a very bare possibility, but not probability, that "Plate Two" produced some of these stamps but if such is the case none have ever been so identified. All evidence points to the fact that only two plates actually produced any of these twelve cent stamps but there is a reasonable amount of evidence that indicates three plates actually were manufactured.

Plate One, which produced the imperforate Twelve Cent stamps of the 1851 issue, also produced a great percentage of the perforated Twelve Cent stamps of the 1857 issue. The plate varieties found on the imperforates of the 1851 series therefore are repeated on the perforate stamps printed from Plate One. In addition, we find varieties from Plate Three which, with Plate One, produced the perforated stamps of the 1857 issue. Diagonal half bisects on cover occasionally paid a 6c charge.

The outstanding characteristic of Plate Three is that the outside Frame Lines were very uneven or were broken. While these faulty frame lines were corrected on Plate One, by recutting, apparently no effort was made to correct them on Plate Three. The result is that the stamps from these two plates are not difficult to separate. Plate Three possibly was produced late in 1859 or early in 1860 for the earliest date of use of a stamp printed from it, so far as is known to the author, is June 1, 1860, but Mortimer Neinken advances the interesting theory that I believe to be correct, that Plate Three was made in 1851 but first used in 1860. A horizontal pair, imperforate between, is known from Plate III.




Figure 386. A pair of 12c from Plate One. (Ex-Newbury collection).




Figure 397. A pair of 12c from Plate Three. (Ex-Newbury collection).

A Plate Three mint block of 42 from the right lower corner of the sheet, showing Imprint and number 3 at the right, sold in a Robert A. Siegel Sale on Feb. 24, 1965. There is a pen-cancelled block of 20 in the Mortimer Neinken Collection.




Figure 388. A remarkable block of 42 from the lower right corner of the Right Pane of Plate 3.



Figure 389. A double rate letter by American Packet to Le Havre and thence to Paris. Mailed at Louisville, Ky. on August 13, out of New York on August 17, with arrival at Le Havre on August 29. Surface mail today is not much faster!




Figure 390. A horizontal strip of 7 Plate 3 12c used with 2 singles of the 3c Type 2. Used from Philadelphia via Boston and then by the British Steamer Europa to Liverpool and across the Channel to France.




Figure 393.




Figure 394.

Figure 393. An essay submitted by the unsuccessful bidder, Toppan, Carpenter & Co.
Figure 394. An unused imperforate from Plate 3. Frame lines are broken on this item. On the issued imperforates, all of which come from Plate 1, the frame lines are complete.

The plate varieties to be found from Plate One stamps are, as noted before, the same as for the imperforates of the 1851 issue from this same plate.

It is believed that the variety "Double Frame Line at left" usually came from the stamps that composed the fourth vertical row of the left pane of Plate Three and the variety "Double Frame Line on right" came from the third vertical row of the same pane. There was a line drawn between the 7th and 8th vertical rows on the left pane, apparently running from the top to the bottom of the plate. This line is located from one-half to three-quarters of a millimeter to the right of the right frame line of the stamps in the 7th row, and about one and a half millimeters from the stamps in the 8th row. It is a bit heavier than the side frame lines of the stamps. Depending upon the location of the perforation down this vertical row, this extra line can fall on a stamp from either the 7th or 8th row. If it falls on a stamp from the 7th row of course the extra line is on the right while if the stamp is so perforated that it falls on the 8th row the extra line is on the left. The reason for the inclusion of these lines upon the plate is not yet clear but it seems certain that they must have had something to do with the laying out of the plate. It is probable that it was the intention of the plate maker to burnish out these lines before the plate was put into use but as is obvious this was not done.

Shades: Black, gray black, intense black.

Varieties: Double transfer, Triple transfer, (5R I), Not recut in lower right corner, Recut in lower right corner, Recut in lower left corner (100L I), Recut in lower right and left corners (43L, 53L, 63L, 73L, Plate One). The preceding varieties are all from Plate One. Varieties from Plate Three are Double frame line at right, Double frame line at left, Line thru rosette (95R III), Double transfer.

Plates: Plate One, Plate Three.

Cancellations Plate One: Black, blue, red, brown.

Cancellations Plate Three: Black, blue, red, brown, magenta, green.

Cancellation varieties on Plate One: 1857 thru 1861 year dates, "Paid," Supplementary Mail Type A, Express Company Cancellation, Railroad, Numeral, "Southn Letter Unpaid."

Quantity issued: Estimated at 5,800,000.

Chapter XXI

THE TWENTY-FOUR CENT STAMP OF THE 1857 SERIES (Scott 37, Minkus 40)




Figure 395. Pair of 24c.

ALTHOUGH the letter from S. H. Carpenter to the Commissioner of Internal Revenue, reproduced at the beginning of our discussion on The Issue of 1857-1860, indicates that a plate of the 24c denomination was produced in 1857, it was not put to use until 1860. A letter from the famous Joseph A. Steinmetz "Miscellany" is of interest and reads as follows:

POST OFFICE DEPARTMENT,
May 30, 1860.

Messrs. Toppan, Carpenter & Co.,
Philadelphia, Pa.
Gentlemen:

I have your telegraphic dispatch stating you can furnish "Twenty Four Cent" stamps within three weeks after receiving an order.

Having understood that there was on hand a plate for this denomination, I supposed you might be able to prepare stamps on much shorter notice.

There is urgent necessity for a speedy supply, especially in the larger cities, growing out of recent orders to pay all postages in stamps. What the actual demand will be I cannot foretell, but suppose it will in a short time amount to ten millions (10,000,000).

So soon as your samples come the colors will be selected, and I trust you will be able to deliver at least a small supply for Boston, New York, Philadelphia and Baltimore within a week.

Very respectfully, etc. etc.,

A. N. ZEVELY,
Third Assistant P. M. General.

The fact that the plate apparently was made in 1857 possibly accounts for one peculiarity of the stamps. As will be noted on examination of the 24c and the 5c stamp of the 1857 series, there is considerable resemblance between them. And, as was the case of the 5c, portions of the design have been cut away at the top and bottom of the stamp. In addition, portions of the side design have been cut away and the stamp thus differs from the die design in that it is not complete on any of its four sides. So far as can be determined, there was



Figure 396. This is indeed a wonderful mint block of 12 of this stamp. Some collectors who think that money will buy anything, including big fat even margins around every stamp, should constantly carry a photo of some vertical pairs of the 1857 issue to show them that they will find it easier to walk on water than to find a single with wide margins at the top and bottom. Photo courtesy Raymond H. Weill Co.

no necessity for trimming the sides of the stamp but there was the same necessity for trimming the top and bottom of the stamp as there was for the 5c. This trimming of the 6 reliefs on the transfer roll used to produce the single plate from which were printed the 24c stamps makes it possible, as was done by Elliott Perry, for a student who has good eyes and legendary patience of Job, to identify these various reliefs. Fortunately for all concerned, no attempt has ever been made to break these various reliefs down into types since the variations are so small such separation would not be sensible.



Figure 397. 24c on cover to Italy.




Figure 398. Just a nice 24c on cover, Boston to London with the Boston "PAID" cancel. Photo courtesy Wm. O. Bilden.



Figure 399. Here is a cover that apparently is missing the entire right side, including, in all probability, a 12c 1857 stamp. Ashbrook in describing this cover, which went to Portugal's second largest city, Oporto or "Porto", says that the "32" in manuscript on the cover definitely tells us that this was a double rate cover, with 32c going to Great Britain and 5c Internal Rate belonging to the U. S. This makes up the rate to Portugal by Open Mail via England which was 29c per $\frac{1}{4}$ ounce and 37c per $\frac{1}{2}$ ounce. The 160 stamped on the cover is of course the Portuguese Due marking since the stamps only paid the rate to the Border of Portugal.




Figure 400. A 24c used with two Type II 3c from Highland, Ill. to Switzerland. Photo courtesy Wm. O. Bilden.

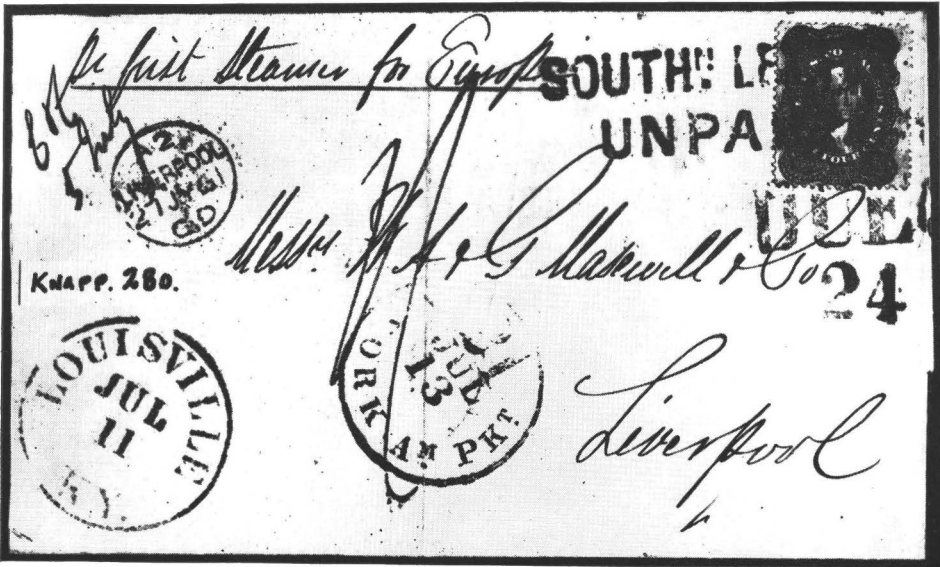


Figure 401. This cover is believed, according to a memo on the back, to have originated at Petersburg, Va. on July 5, 1861. Since no Confederate postage seems to have been charged it apparently was carried out of the mails and deposited in the Post Office at Louisville, Ky. on July 11. It was there stamped "SOUTHn. LETTER UNPAID DUE 24" which is an exceedingly rare marking on the 24c. It was forwarded to New York, sent by American Packet to England with 21c debited to Great Britain who collected 1 shilling due from the addressee. (Ashbrook photo).




Figure 402. An imperforate item formerly in the West collection.

The Twenty Four Cent stamp is known imperforate, both in singles and in pairs, on regular stamp paper, but it has been demonstrated to the satisfaction of all students known to me that such items were nothing more than trial printings submitted by Toppan, Carpenter & Co., the printers of the stamps, to the Postmaster General for his opinion. For some years these were considered by some collectors and by the makers of the Standard Postage Stamp Catalog to be issued stamps but present day knowledge, which was most clearly

brought to the attention of both collectors and publishers by the efforts of Stanley B. Ashbrook, has caused some revision of listing.

Eventually, the 24c imperforate, the 30c and 90c imperforate of this same issue, and numerous other items that have for years unfortunately been listed as real stamps, may, we sincerely hope, be listed in the Proof and Essay section of the catalog where they most certainly appear to belong. The time is here when all concerned should recognize and rectify the errors in our Standard Catalog. It is inevitable that someday it will be revised, corrected, and renumbered and the sooner this admittedly painful process is accomplished, the better it will be for everyone who is concerned with United States stamps. A defective horizontal pair, apparently with a penstroke cancel and cataloged at \$2750.00, was sold in a Robt. A. Siegel auction on August 9, 1966.

The stamp exists in lilac and gray lilac while a red lilac is known in unused condition only. The red lilac almost certainly is from a trial color sheet and should be considered as a finished trial color proof and not as a stamp. Ashbrook thought the Red Lilac was a trial color never issued to the public. He thought it might have reached collectors thru sheets given a Boston dealer, F. Trifet, for work done by him in making up a display of U. S. Postage Stamps for the Post Office Department. Luff also was uncertain that this color ever was issued to the public.

Blocks of the 24c, in either used or unused condition, are very rare and as is true with most of the values of the 1857 issue, are more rare in used than in unused blocks. Mint blocks of 9 and 12 were in the Caspary Collection. In 1954 my friend Ashbrook told me of the existence of two mint blocks for 15, (5v x 3h) and the probable existence of an unused block of 40 believed to be from the remainders of the War period. He also had a photo of a used block of ten, (2v x 5h) plus another vertical pair on a piece of cover mailed from Wilmington, N. C. on Feb. 16, 1861. All extraordinary items.

Shades: Lilac, gray lilac.

Varieties: None.

Plates: Plate One.

Cancellations: Black, blue, red, magenta, violet, green.

Cancellation varieties: 1860 year date, 1861 year date, "Paid," "Paid All," "Free," Supplementary Mail Type A, Railroad, Packet Boat, Red Carrier, Numeral, "Southn. Letter Unpaid."

Quantity issued: Estimated at 750,000 some of which were returned to the Department and destroyed.

Chapter XXII

THE THIRTY CENT STAMP OF THE 1857 SERIES (S. 38, M. 41)



Figure 408.

THIS stamp was produced from a single plate, Plate One, and, as is the case with the other denominations of the series, it was made from a multiple relief transfer roller. These reliefs, of which there were four, can be identified but the variations between them are very small and we recognize no "types" for this stamp. Although a part of the 1857 issue, the 30c did not appear until 1860. The earliest known date of use is Aug. 8, 1860 mailed with a 3c Type II on a letter sheet mailed from Boston to Tunis via Marseilles.

Blocks of the stamp are scarce despite the well-known fact that Ferdinand Trifet, the Boston dealer who was given a large supply of all values of the 1857 issue by the Post Office Department for his work on the Government's stamp exhibit at the 1876 Centennial at Philadelphia, sold them in blocks of ten to many dealers. One of the finest used blocks was a block of 6 sold in the Waterhouse sale in 1924. About a dozen years ago an unused block of 21 was offered by a New York firm but we do not know what became of it unless it was the block of 21 sold in the Caspary Sale. The Edson J. Fifield sale of the Col. Green material, held on April 23-25, 1946, contained an O. G. block of 12 of this stamp. The most remarkable block of these stamps that is known to exist is a used block of 53 that was in the collection of Mr. Edgar B. Jessup of Oakland, California. This most exceptional item was once a block of 56, at which time it was in the hands of the late Senator Ackerman, but somewhere along the line 3 stamps were removed from the block. According to Senator Ackerman, these stamps paid the postage on a bag of gold dust mailed from Sacramento City, California to Boston, Mass. It is our understanding that this block is not now a solid single block but it has been rejoined.

Since the stamp is of no more value unused than used, and in fact a fine used copy is of more value than an unused copy, we find that the faker occasionally finds room for his talents with this stamp. Covers bearing this stamp should be checked carefully.

The Standard Catalog lists a "cracked plate" variety but there is some room for doubt as to whether this is a cracked plate or a plate scratch. So far as is known to us no duplicate of the copy from which the listing was made has

ever been reported. The orange color of the stamp makes close examination of this type of variety rather difficult.



Figure 404. This lovely square block of 16 is, as of this writing in early 1966, exactly where one would expect it to be and that is in the stock of the Raymond H. Weill Co. of New Orleans. A lot of philatelic plums originated in New Orleans in the early days and some of the best have been brought back to that lovely city in the past few years. Photo courtesy Raymond H. Weill Co.



Figure 405. A 30c used on a Pony Express cover from San Francisco to Germany. A remarkable and unique cover.




Figure 406. A 30c used with a 5c and 10c to pay the triple rate to France. A fine cover from the famous "Payen" correspondence.



Figure 407. A 30c used with a 3c Type II on a cover from Springfield, Mass. to Sevilla, Spain. This cover went via American Packet to England. Photo courtesy Wm. O. Bilden.



Figure 408. My friend Ashbrook gave me an interesting explanation of the rate of this beautiful cover. There was, in 1860, a rate to Hong King of 30c per $\frac{1}{4}$ ounce. There also was a rate of 30c per $\frac{1}{2}$ ounce by Bremen or Hamburg Mail. Finally, there was a rate of 5c per $\frac{1}{2}$ ounce that paid only the U. S. Internal rate under the U. S.-British Postal Treaty of 1848 with all postage due from the addressee from the U. S. frontier to Hong Kong. This meant of course that this letter, if it went via the "Open Mail by British Packet via London", (which it did), had to be a six times rate. The proof that this was the case is shown by the British due marking, in black, of six shillings, six pence which was the six times rate.

The 30c is known imperforate on regular stamp paper but the evidence indicates that these were merely trial color proofs submitted to the Postmaster General by the printers, Toppan, Carpenter & Company. These items are in demand despite their status being questionable and a pair sold at auction in 1966 for \$2100. These proofs were in a buff or brown-orange shade and in a letter dated July 13, 1860 and addressed to Toppan, Carpenter & Company from A. N. Zevely, the Third Assistant Postmaster General, the following statement was made: "It is well to adopt the buff instead of the black color for the Thirty-Cent stamp, though I hope you may be able to infuse a more lively tint than appears in the specimen submitted by you." The suggested change was made and the stamps appeared in orange, yellow orange and reddish orange.

It is of interest to note that before the buff tint was submitted, and before the suggested infusion of a more lively tint was made, that on the authority of the Postmaster General they had printed a large number of the thirty cent in black. On July 11, 1860, Toppan, Carpenter and Company, in a letter to A. N. Zevely, the Third Assistant Postmaster General, made the following statement: "We are reluctantly obliged to stop printing the Thirty-Cent stamp until further advice from the Postmaster General. We find that the objection to




Figure 409. A trial color proof in black. (Ex-West collection).

Figure 410. A trial color proof in normal shade on stamp paper.

black, arising from the difficulty of cancelling the stamp, is likely to prove more serious than at first apprehended; and in order to give you a definite idea of this difficulty we inclose a half sheet of the denomination specified. The body of color is deeper and more generally diffused than is advantageous for cancellation.

We believe that the inclosed buff tint could be more advantageously printed than any hue of yellow, and cancelling such a stamp would be easy and thorough. We have printed already a large number in black but we will readily submit to the loss in case the Postmaster General sees proper to order the buff color in its place."



Figure 411. This is the variety "Complete arrow head at bottom right."
(Ex-Newbury collection).



Figure 412. This is the stamp from which the cracked plate was listed. Crack or scratch?
Take your pick!

There have been various statements made to the effect that this 30c in black was actually sold for a few days at the Washington Post Office but they appear to be of dubious value and it is extremely doubtful that these imperforate items ever were placed on sale at Washington or any other post office. No physical evidence that such was the case has been discovered. This item occupies a unique position in that it was officially prepared for use but not issued. Under the circumstances the Thirty Cent black should be listed under trial color proofs. They are scarce and it is obvious that Toppan, Carpenter and Company destroyed nearly all of the copies that had been printed. Those that exist almost certainly come from the portion of a proof sheet in black that was sent to the Postmaster General on July 2, 1860 or from such impressions as Toppan, Carpenter & Company may have retained in their files and which latter became distributed thru philatelic channels. It should be remembered that they were not perforated or gummed.




Figure 413. The largest known block (rejoined) of the 30c. Courtesy of Raymond H. Weil.

Shades: Orange, yellow orange, reddish orange.

Varieties: Double transfer at upper left corner (31R I), Double Transfer (89L I), (99L I), Complete arrow head at bottom right, Recut at bottom (52L I), Cracked Plate (?).

Plates: Plate One.

Cancellations: Black, blue, red, magenta, violet, green.

Cancellation varieties: 1860 year date, 1861 year date, "Paid," Black town, Supplementary Mail Type A, Steamship, Express Company Cancellation, "Southn Letter Unpaid."

Quantity issued: Estimated at 357,000 some of which were returned to the Department and destroyed.

Chapter XXIII

THE NINETY CENT STAMP OF THE 1857 SERIES (S. 54, M. 42)



Figure 414. A beautiful mint block. (Ex-West collection).



Figure 415. Genuinely used copies showing the New York "Grid" and the Philadelphia "Octagon."

IN the "Steinmetz Miscellany" there is reprinted a letter dated June 12, 1860 addressed to Toppan, Carpenter and Company from A. N. Zevely, Third Assistant Postmaster General, which says, "It is also considered necessary to have a stamp of Ninety Cents—not only to suit that particular rate of postage, but to prepay packages, to the amount, sometimes, of several dollars. With this stamp the Postmaster General desires the head of Washington and I need not suggest to you the importance of expending upon it all the talent you can command in respect to designing, engraving and coloring."

This stamp was not placed in use until late summer of 1860 and the earliest date of use may have been in August. The earliest recorded date by Ashbrook was Sept. 11, 1860.

Printed in a rich shade of blue, this is one of our most handsome stamps. The portrait of Washington, in the dress uniform of a General, is after a painting by Trumbull, and the stamp does real justice to the great leader of the Armies of the American Revolution and our first President of the United States.

All of the Ninety Cent stamps were printed from a single plate, Plate I. It is believed that a little less than 25,000 of these stamps were issued. The stamp was only in use about a year and for that reason genuinely used copies are very scarce. Although copies whose cancellations are beyond dispute are valued at more than twice that of unused copies, the usual grid cancel is so subject to doubt as to its validity that few collectors will, or should, pay more.



Figure 416. This is one of the outstanding gems of American Philately. The 90c was used with 2 1c stamps, a 10c and a 30c to make up the \$1.32 rate to the Cape of Good Hope. Used in July, 1861. (Ex-Newbury collection).




Figure 417. An essay submitted by the unsuccessful bidder, Toppan, Carpenter & Co.



Figure 418. This is a cover of the greatest rarity. It is a 5 times rate cover, 5x21c, which is paid by a 5c Brown Type II, a 10c Type V, and a 90c 1860. All struck with red ringless grid of the Foreign Division of the New York Post Office that was in use at this time. We had no postal treaty with Spain at this time and Ashbrook reported as follows on this cover; It went by American packet to England, across the Channel to Calais and thru France by French mail to Spain. The \$1.05 postage was split as follows; U. S. Internal rate 3c per $\frac{1}{4}$ ounce, seapost 6c per $\frac{1}{4}$ ounce for a total of 9c x the 5 times rate or a total of 45c. France got 60c as a 5x12c divided as follows; Per single rate of $\frac{1}{4}$ ounce, French Internal 3c, France to Spain 6c and 3c which France had to pay to England for a total of 12c per rate. Despite the fact that prices soon go out of date this cover realized \$10,500 in the Caspary Sale. It could be expected to realize considerably more today. Photo by Ashbrook.

In the Pelander sale of February, 1943, a cancelled copy, with good margins and without perforations, was stated to have been used on a package of bonds mailed from Minneapolis. As must always be the case with single "imperforates" of this character, they must be considered as possibilities rather than probabilities.

In the Caspary Sale there was a remarkable unused block of 21, 7h by 3v, well centered and probably the largest 90c 1860 block. There also was an unused block of 9, with gum, in the Caspary sale and an unused block of 6, without gum, was in the Geo. F. Hammond collection in 1918. Perhaps the only used block of 4 on a piece was formerly in the Clarence Eagle collection. It was used from Washington to Hong Kong. This particular block had a straight edge on the bottom and at the left.

The only varieties of this stamp known to me are with a double transfer at the top and a similar variety with a double transfer at the bottom. The double at the top is the more common of the two.

Quite a number of copies are found bearing a pen cancel but they are not valued at more than a third as much as is a genuine stamped cancellation.

The usual cancellation found on this stamp is a heavy grid. Because it is so difficult to authenticate such cancellations it doubtless is true that many genuine cancels have been called fakes, and vice-versa. The policy of condemning what they do not understand is followed by too many people. A block of 6, as well as single copies are known with a red pen cancellation consisting of a vertical and a horizontal line crossing in the middle of the stamp. These are considered to be samples or specimen stamps.



Figure 419.




Figure 420.



Figure 421.



Figure 422.

How do you like your fakes—perf. or imperf.? These are pretty crude counterfeits.

Shades: Blue, deep blue.

Varieties: Double transfer at bottom, Double transfer at top, Short transfer at bottom right and left, (13L1, 68R1).

Plates: Plate One.

Cancellations: Black, blue, red.

Cancellation varieties: 1861 year date, Red Carrier, "Paid," Pen, Black town.

Quantity issued: Estimated at 29,000—some of which were returned to the Department and destroyed.

Chapter XXIV

DEMONETIZATION OF THE 1851-1857 SERIES

DR. CHASE handled this matter so excellently in his book "The 3c Stamp of The United States 1851-1857 Issue" that with his permission, given us some years ago, we quote almost verbatim.

"When the Civil War broke out in the month of April, 1861, the Post-Office Department of the United States was obliged to consider measures to prevent such United States postage stamps as were in the hands of the postmasters in the seceding states from being sent to the North and sold, which would furnish money for the Confederate States. The Confederate States forbade the use of United States stamps on and after the first day of June, 1861, and incidentally increased the 3c letter rate to 5c. Luff on page 83 of his work gives the following quotation which he states is an extract from a proclamation of Mr. John H. Reagan who was Postmaster General of the Confederate States. This is dated April 13, 1861, and reads as follows:

"All postmasters are hereby required to render to the Post-Office Department at Washington, D. C., their final accounts and their vouchers for postal receipts and expenditures, up to the 31st day of this month, taking care to forward with said accounts all post stamps and stamped envelopes remaining on hand, belonging to the Post-Office Department of the United States, in order that they may receive the proper credits therefor in the adjustment of their accounts."

As Luff stated, it is doubtful if this was obeyed to any large extent as far as returning the United States stamps to Washington was concerned. It is certain that many were found in Southern post-offices after the War, and that this is the source of the comparatively large quantity of unused 1857 stamps which have been on the market. Luff stated that one dealer acquired 2000 complete sets by indirect purchase and that another was given 1800 sets in return for assistance in arranging a government collection of postage stamps. He further states that all these sets were in full sheets.

The obvious way out of the dilemma was the one taken by the Department. This was to arrange for a new issue of stamps as soon as possible with different designs, and to demonetize the then current issue.

Luff in his work handled the historical aspect of this question perfectly and I cannot do better than to quote what he had to say. He gave first an extract from an article in the *Chicago Times-Herald* dated September, 1896, which says:

"At the Post-Office Department I was told that in May, 1861, Postmaster General Montgomery Blair issued an order requiring all postmasters to return to the department all postage stamps and stamped envelopes in their possession, but I was unable to see the order, as no copy is preserved in the files of the department, and its precise language is unknown.

"I sought further information in the files of the **National Intelligencer**, preserved in the library of Congress, which was the organ of the department in 1861. I found in the issue of June 13, 1861, the following "extract from the department files." introduced by appropriate editorial comment, published for the information of the public:

"There are now no postmasters of the United States, in the seceded States, authorized to sell stamps or collect postage, since the 1st of June, for this government. Postmasters, therefore, must treat all matter since the 1st of June coming from the seceded States, and mailed within these States, as unpaid matter to be held for postage. All such matter is ordered to be sent to the dead letter office at Washington to be disposed of according to law."

In the issue of the following day, June 14, 1861, the following appeared as an editorial paragraph:

"In consequence of the retention and improper use of postage stamps by delinquent postmasters in some of the seceded States, the Postmaster General has ordered a new stamped envelope, which will be ready for use in a few days, and that by the 1st of August there will be a new stamp with devices altogether different from the present."

In August, 1861, the following circular letter was sent to postmasters throughout the country:

POST-OFFICE DEPARTMENT

"Postmaster Finance Office 1861

Sir: You will receive herewith a supply of postage stamps which you will observe are of a new style, differing both in design and color from those hitherto used, and having the letters U. S. in the lower corners of each stamp, and its respective denomination indicated by figures as well as letters. You will immediately give public notice through the newspapers and otherwise, that you are prepared to exchange stamps of the new style for an equivalent amount of the old issue, during a period of six days from the date of the notice, and that the latter will not thereafter be received in payment of postage on letters sent from your office.

You will satisfy yourself by personal inspection that stamps offered in exchange have not been used through the mails or otherwise; and if in any case you have good grounds for suspecting that stamps, presented to you for exchange, were sent from any of the disloyal states, you will not receive them without due investigation.

Immediately after the expiration of the above period of six days, you will return to the Third Assistant Postmaster General all stamps of the old style in your possession, including such as you may obtain by exchange, placing them in a secure package, which must be carefully registered in the manner prescribed by Chapter 39, of the Regulations of this Department.

Be careful also to write legibly the name of your office as well as that of your county and state. A strict compliance with the foregoing instructions is absolutely necessary, that you may not fail to obtain credit for the amount of stamps returned.

Instead of sending stamps to the Department you can, if convenient, exchange them for new ones at some city post office, where large supplies are to be found. It being impossible to supply all offices with new stamps at once, you will deliver letters received from Kentucky, Missouri, Illinois, Ohio, Indiana, Maryland, and Pennsylvania, prepaid by stamps of the old issue, until September 10th, those from other loyal states east of the Rocky Mountains until first of October, and those from the states of California and Oregon and from the territories of New Mexico, Utah and Washington, until the first of November, 1861.

Your Obedient Servant,

A. N. ZEVELY,
Third Assistant Postmaster General."

In a subsequent order the dates specified in the last paragraph of the foregoing circular were extended to November 1, 1861, December 1, 1861, and January 1, 1862, for the respective sections.

The question of the authority of the Postmaster General to declare the stamps of the 1857 issue obsolete and invalid for postal purposes has been much discussed. The action met with public approval at the time and was, presumably, within his province. The acts of Congress did not restrict him in the employment of any particular designs for stamps or require their continuance in use after adoption, thus, constructively, leaving all such details to his discretion. The dicta of the head of a department on matters placed within his control, have the authority of law, unless they are in conflict with a provision of the Constitution or of the statutes of the United States.

As will be readily understood there was considerable confusion in the mind of the public at large and also among certain of the postmasters in the Northern states regarding the instructions sent out. It happened many times that stamps of the 1857 issue did postal duty, without postage due having been charged, after November 1, 1861, December 1, 1861, and January 1, 1862, in the three respective sections of the country. On the other hand, letters bearing 1857 stamps mailed before the expiration of the periods set by the circular of the Third Assistant Postmaster General were sometimes treated as unpaid, an obvious in-

justice to both the sender and receiver. Needless to say, 1857 stamps on letters showing their use after the date of demonetization, or from any of the seceded states after May 31, 1861, are decidedly rare and of much interest. Their value is in accordance.

United States stamps used in the various southern states after they seceded from the Union and before June, 1861, are in one sense Confederate Provisionals. Of course, the United States Government never officially recognized the secession, but they formed a government which existed for about four years, and which, over most of this time, issued its own currency and postage stamps. The dates of secession, with certain other historical dates, are as follows:

- Dec. 20, 1860—South Carolina seceded.
- Jan. 9, 1861—Mississippi seceded.
- Jan. 10, 1861—Florida seceded.
- Jan. 11, 1861—Alabama seceded.
- Jan. 19, 1861—Georgia seceded.
- Jan. 26, 1861—Louisiana seceded.
- Feb. 1, 1861—Texas seceded.
- Feb. 4, 1861—The Confederate States of America provisionally organized at Montgomery, Alabama.
- Feb. 9, 1861—Jefferson Davis elected Provisional President.
- Feb. 18, 1861—Jefferson Davis inaugurated President of the Confederate States of America at Montgomery, Alabama.
- April 12-13, 1861—Fort Sumter bombarded.
- April 17, 1861—Virginia adopted Ordinance of Secession to popular vote.
- May 6, 1861—Arkansas seceded.
- May 20, 1861—North Carolina seceded.
- June 1, 1861—The Confederate Post Office Department took over the postal service in the seceded states.

Covers used from the respective states between the dates given and June 1, 1861, and especially those after February 4, 1861, when the Confederate States came into being, are most desirable and well worthy of careful search. The case of Texas shows one more extremely interesting fact. It seceded from the Union on February 1, 1861, and according to the government of the state again became the "Republic of Texas" as it had been before entering the Union, December 29, 1845. It did not join the Confederacy until March 5, 1861; hence, United States stamps used in Texas during that limited period are in one sense "United States stamps used provisionally by the Republic of Texas." The history of the Civil War as reflected in postal matters makes a most interesting study for philatelists."

INDEX OF VOLUME I

	Page
Introduction	1
Die, Making the	3
Plate, The	5
Plate varieties	6
Cracked Plate	6
Double Transfer	6
Short Transfer	7
Triple Transfer	6
Printing from the plate	6
Relief	4
Students of 19th Century U. S. Stamps	2
Transfer roll	3
1847 Issue	8-103
Act of March 3, 1847	8
Areas of use	22
Authorization	8
Bank Notes showing stock dies used on 1847 stamps	10
Brazer, Clarence W., Comments on Rawdon, Wright, Hatch & Edson Circular of 1853	16
California cover with 1847 stamps	22
Canadian use of 1847 stamps	23-26
Circular, Rawdon, Wright, Hatch & Edson	17-18
Cleaned copies of the 1847 issue	35
Contract for production of stamps	8
Copper Alloy, Possibility of use for 1847 plates	15
Delivery dates	10
Demonetization	90-91
Destruction of 1847 Dies and Plates	25-76
Destruction of Dies and Plates, Affidavit of	76
Dies of 1847 and 1875, Comparison of	92-99
Dies of 5c and 10c 1875 Imitations	94
Dies of 1847 & 1875 and Proofs of these issues	77
Dies used for 1847, Stock	9-10
Dies, Original 1847	93-95
Die Proofs, Marks on 5c	97
Die Proofs, made in the 1890's	97-98
Drop Letters, Fee of in 1847	8
Earliest known use of 1847 stamps and earliest use to foreign country	10-11
Find of 1847 covers	53
Five Cent and Ten Cent 1847's on same cover	33-34, 79-80
Franklin, Portrait by J. B. Longacre	28
Imitations, Government, made in 1875	98-102
Imitation, Sheet of 5c	100
Imitation, Sheet of 10c	101
Ink used for 1847 stamps	14
Letter Press Book of Robert H. Morris	12
Metal of plates, comments by James H. Baxter	15
One Hundredth Anniversary, Airmail Envelope issued	104
One Hundredth Anniversary, 3c Commemorative issued	104
One Hundredth Anniversary, Souvenir Sheet issued	104
Paper used for 1847 stamps	36
Plates of 1847 stamps, New Information on	20
Plate Wear	14
Postage Rates as authorized by Act of March 3, 1845	8
Plates, Original, Whereabouts of	91-92
Rawdon, Wright, Hatch & Edson letter of March 20, 1847	20
Rawdon, Wright, Hatch & Edson letter of March 31, 1847	20
Souvenir Sheet, letter regarding	103
Souvenir Sheet proposed in 1940—Issued in 1847	102-104
Stamps used after invalidation	27, 90-91
Territorial use of 1847 stamps	25-26
"Wheeling Grid" cancellation	71-73

	Page
The 5c 1847 stamp	28-55
Blocks	29-32
Block on cover	29
Block of 8 from the "New York City Find"	29
Block, largest known	28-30
Blocks, largest known used	28-32
Cancellations	46-47
Largest known item from the 5c 1847 plate	44
"Minneapolis Corner" on the 5c 1847	54
Plate varieties	37-42
Dot in "S"	37
Dot in "U"	38
Plate Scratches	38
The "A" Double Transfer	41-43
The "B" Double Transfer	41-43
The "C" Double Transfer	41
The "D" Double Transfer	39-42
Fakes of 5c 1847 stamp	26
False Plate varieties	44-45
Proof block of 30	44
Quantity printed	55
Quality believed sold	55
Shades	33-34
Straddle pane copies	13
The 10c 1847 stamp	56-89
Bisects	81-86
Cancellations on	86
Fakes	86-89
Find of 10c 1847 by C. H. Bandholts	86
General Information	57
Largest known pieces	57-59
Plated by Elliott Perry	61-63
Plated collection of the 10c 1847	86
Plate varieties	64-67
False plate varieties	71
"Harelip" variety	65
"Knapp Shift"	68-71
"Line thru F" variety	65
The "A" Double Transfer	66
The "C" Double Transfer	66
The "D" Double Transfer	66
"Postoffice" Double Transfer—The "B" Double Transfer	62-63
"Short Transfer"	64
"Stickpin" variety	64
Quantities printed and sold	73
Recutting errors	67
Shades	73
Students of the 10c 1847	60-61
"Wheeling Grid" Cancellation	71-73
The Issue of 1851	105-180
Contract for production of 1851 stamps	107
Circular of Instructions to Postmasters dated March 12, 1855	106
Report of Postmaster General dated November 29, 1851	105-106
Stamp Agent, First	107
Recutting, errors of	140
One Cent stamp of 1851	107-130
Causes of the various types of the One Cent stamps	108-109
Erasure	108
Fresh Entry	109
Relief Trimming	108
Short Transfer	110
Die Design, Illustration of Complete ..	110

	Page
Types of the One Cent 1851 Stamps	110
Type I	111-113
Type Ia	114-115
Type Ib	116-117
Type Ic	118
Type II	119-122
Type III	123-125
Type IIIa	126-127
Type IV	110, 127-130
The Three Cent Stamp of 1851	131-149
Bisects	143-144
"Chicago Perforation"	147
Cracked plate, illustration	132
Colors of	140
Double impression	144
Orange Brown, large block	144
Paper	140
Panes, Complete	133-144
Plates used	131
Recutting varieties, list of	148-149
Recutting varieties, illustrations of	137-139
Reason for issuance of 3c 1851	131
Steamship cancellation	134-135, 141
The Five Cent Stamp of the 1851 Series	150-155
Blocks of	151-152
Date of issue	150
Details:	155
Cancellations	155
Cancellation varieties	155
Plates	155
Quantity issued	155
Varieties	155
Fakes of	150
The Ten Cent Stamp of the 1851 Series	156
Diagram of stamp	156
Early uses	156
Plate Diagram	159
Types of	158
Type I	160-161
Type II	162-164
Type III	165-168
Type IV	169-173
Types I, II, III, IV in one block	157
The Twelve Cent Stamp of 1851	174-181
Bisects	177-181
Double transfers	177
Earliest known use	176
Gum	177
Paper	177
Plate Three imperforate proofs	176
The Issue of 1857-1860	182-269
Demonetization of 1851-1857 Issue	268-269
Perforating machine used for	182
One Cent stamps of 1857 series	183-199
Type I	183-185
Block showing Type I and Type II in combination	183
Largest known block	183
Variety "Curl in N"	184
Type Ia	186-187
Finest known strip	186
Perforations on	186-187
Type Ic	188
Illustrations of	188
Type II	189-190
Big Double Transfer	190

	Page
Type III	191
Type IIIa	192-193
Illustrations of pair imperforate between	192
Type IV	193
Type V	194-199
Imperforate between	198
"Earring" flaw	199
Type Va	195-196
The One Cent Reprint of 1875	200
The Three Cent Stamp of 1857	201-218
Type I	201-204
Colors	202
Imperforate between	203
Plates	201
Recutting varieties	202
Type II	205-218
Colors	209
Cracked plates	208
Damaged transfer, Double transfer illustrations	208
Double Frame Lines	207
Part Perforates	209
Plates used	209
Plate numbers	209
Quantity issued	218
Recutting varieties	206-207
Double frame lines	207
Recut Inner Lines	206-207
Recut Triangles	207
Shifts	208
The Five Cent Stamps of the 1857 Series	219-232
Type I Brick Red	226-228
Type I Brown	228
Type I Indian Red	224-225
Type I Red Brown	219-223
Type I Damaged transfer	220
Type II Brown	229-230
Type II Orange Brown	221, 231-232
The Ten Cent Stamps of the 1857 Series	233-243
Type I	233
Type II	234
Type III	234-236
Type IV	236-237
Type V	237-243
The Ten Cent Reprint of 1875	244
The Twelve Cent Stamp of the 1857 Series	245-250
Blocks of 42	247
Cover carrying 16 copies	245
Plate One pair	246
Plate Three pair	246
Plate Three sample imperforate	250
The Twenty Four Cent Stamp of the 1857 Series	251-256
Block of 12	252
Imperforates of	255-256
The Thirty Cent Stamp of the 1857 Series	257-263
Block of 16, Mint	258
Cracked plate	257, 262
Imperforates of	261
Largest known block	263
Trial color in black	261
The Ninety Cent Stamp of the 1857 Series	264-267
Fakes on cover	265-266
Imperforates of	266