

Dark Souls Zweihander

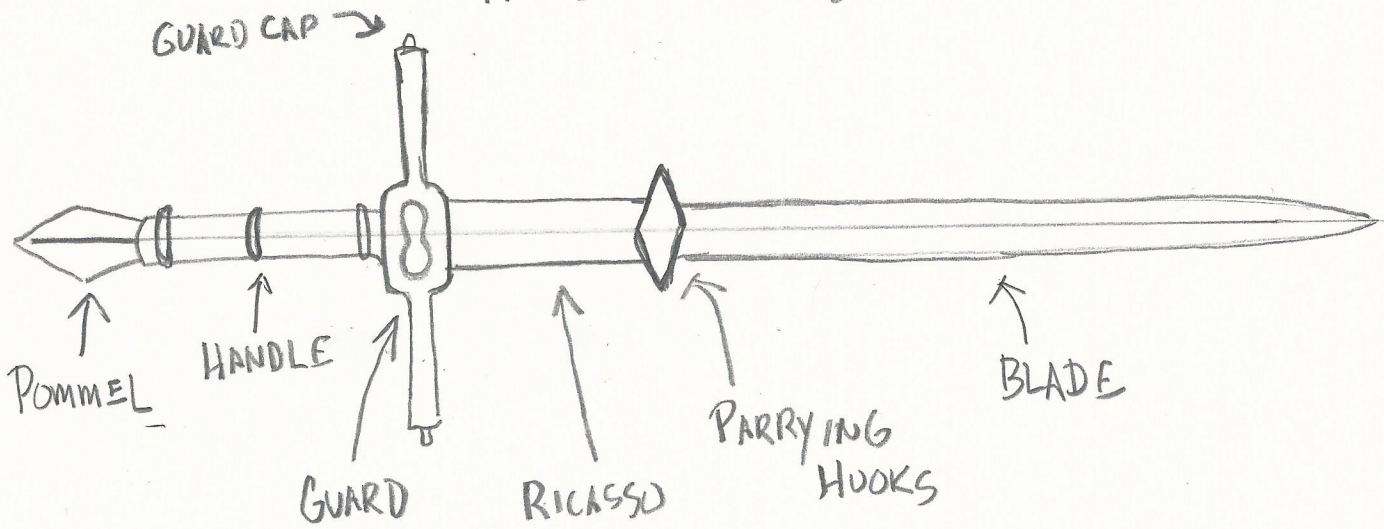


TEMPLATE

(Includes miniature Version)

Copyright©2016 StormTheCastle.com – All Rights Reserved

PARTS OF THIS SWORD





THESE DESCRIPTIONS WILL HELP
AS YOU BUILD IT.

PARTS LIST



BLADE

CUT OUT OF POPLAR that is 48" Long, $\frac{1}{4}$ " thick and $3\frac{1}{2}$ " wide




RICASSO

CUT OUT OF OAK
18 inches long, $\frac{1}{4}$ " thick, $3\frac{1}{2}$ " wide



HANDLE

18" Long, $1\frac{1}{4}$ " wide Any type of wood



CUT A SLOT IN ONE END OF THE HANDLE LIKE THIS
IT IS 2 inches long AND $\frac{1}{4}$ " WIDE.

BLADE STABILIZER:


(X2)
→



BALSA WOOD
OR VERY THIN WOOD


GUARD PARTS

OAK



PARASING Hook + Pommel

OAK



SO WOOD PARTS

- 1X POPLAR 48 X $3\frac{1}{2}$ X $\frac{1}{2}$
- 3X OAK 48 X $3\frac{1}{2}$ X $\frac{1}{2}$
- 2" of wooden Dowel that is $\frac{3}{4}$ " (optional)


- Other
- 2 piece of thin Balsa wood
2" X 36"
- 12" Network cable for handle RINGS
- 18x4" BROWN VINYL

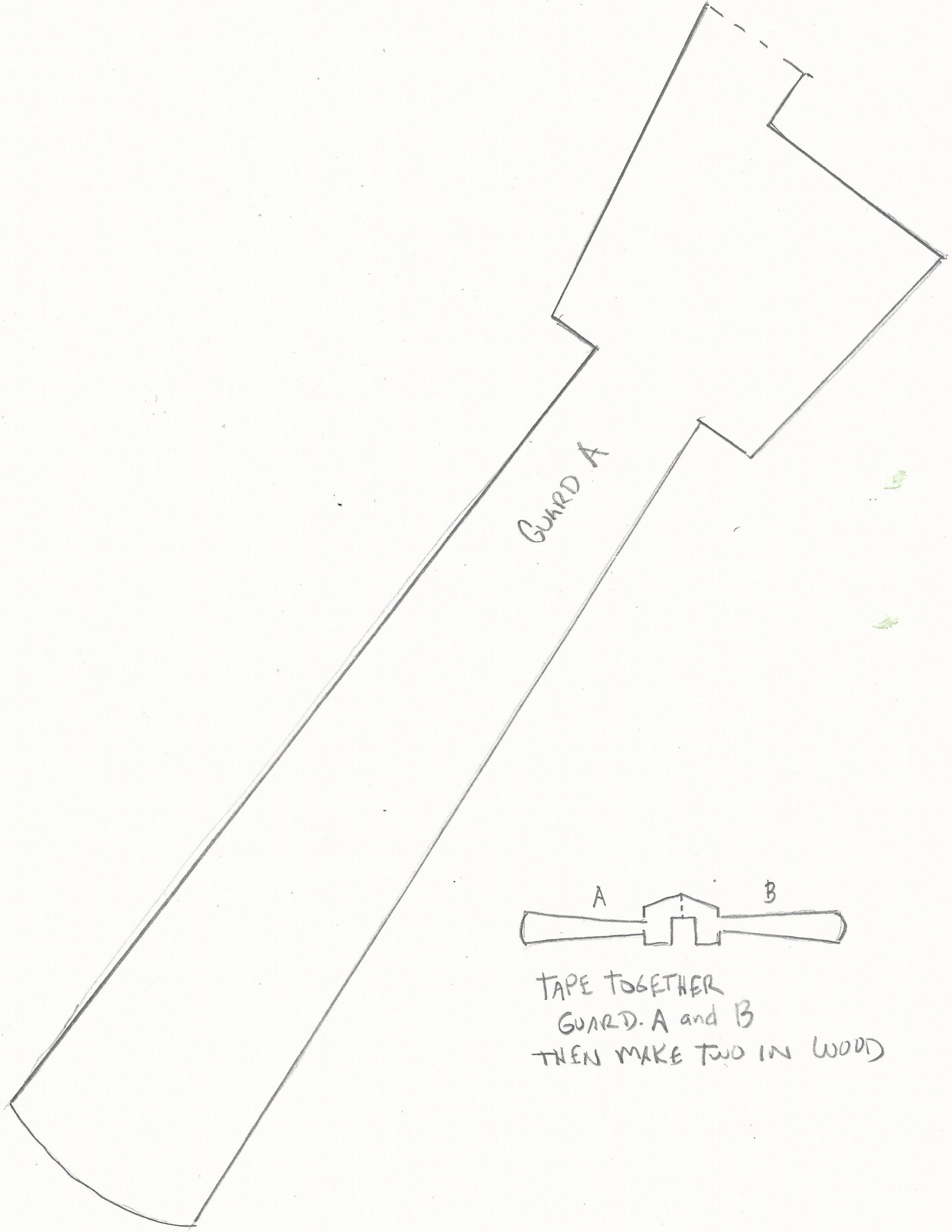
PARRYING HOOK
MAKE TWO

PARRYING HOOK SPACERS
MAKE ONE OF
EACH


GUARD CAPS
3/4" DIAMET
1 inch long

POUMEL
MAKE ONE
OF EACH





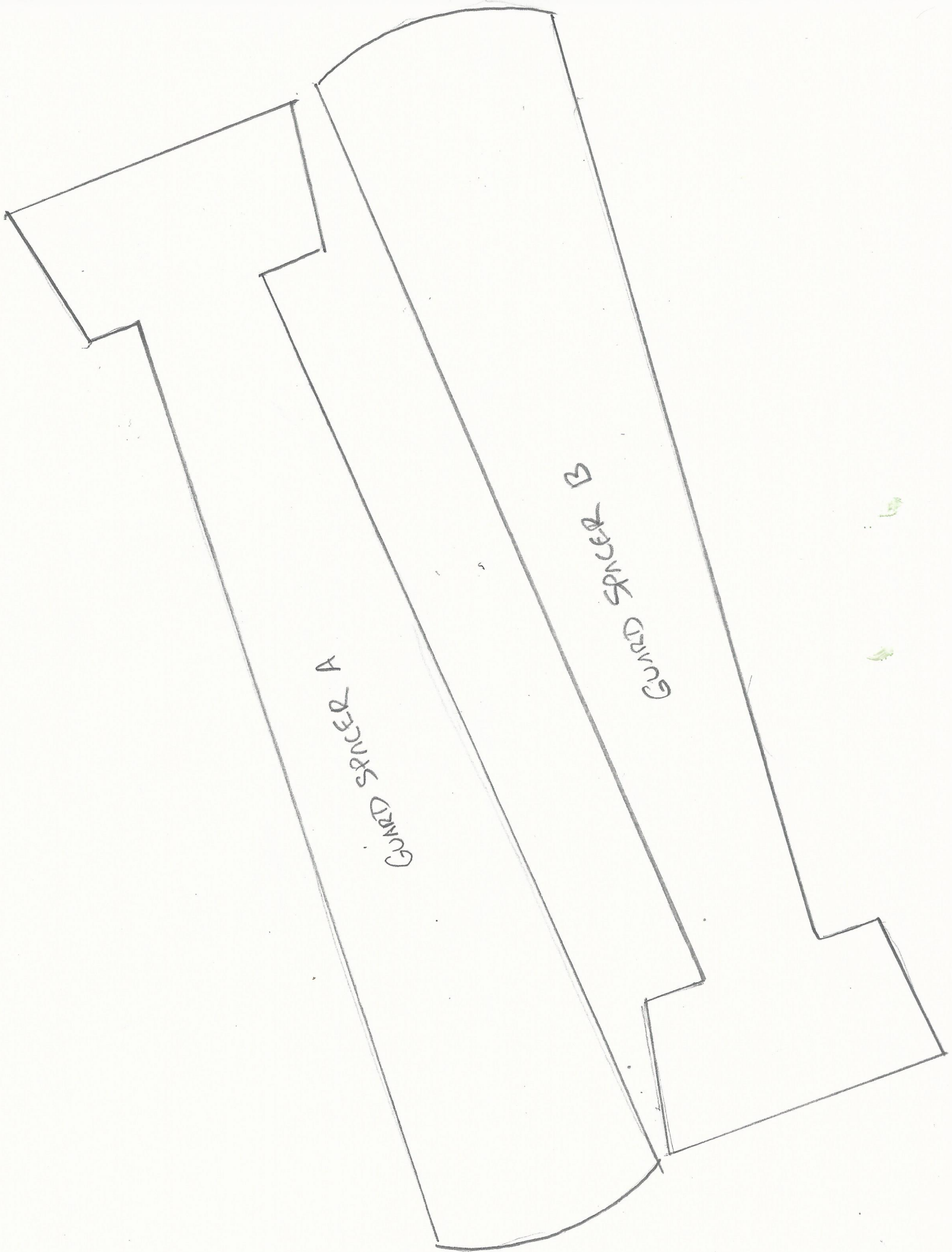
GUARD A



TAPE TOGETHER
GUARD. A and B
THEN MAKE TWO IN WOOD



GUARD B



GUARD SPACER A

GUARD SPACER B

