


SIEGE!



The Paper Game

Everything you need. Print it up and cut out the pieces.
Copyright © 2012 Kalif Publishing All Rights Reserved

Siege! The Paper Game

Cut out all the small pieces, there are 21. Cut out the two board pieces and tape them together on the dotted lines. Two Player Game, One is offense and one is defense.

Object: To either protect the king or capture it. If an attacking piece gets up against the king the attacker wins.

To Setup:

Place the ten attacking pieces along the left edge of the board. Place the eleven defensive pieces on the spaces at the right end of the board with the king being on the king square.

Note: Place all the pieces upside down. Don't let the number and name of the piece be shown! You should select where each piece goes very carefully!

To Play:


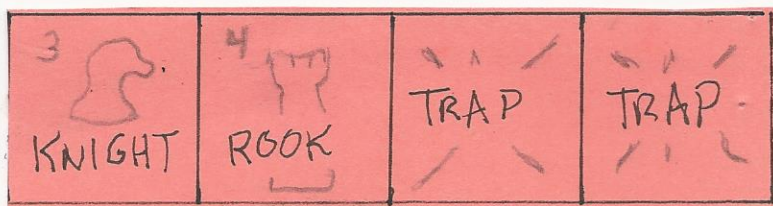
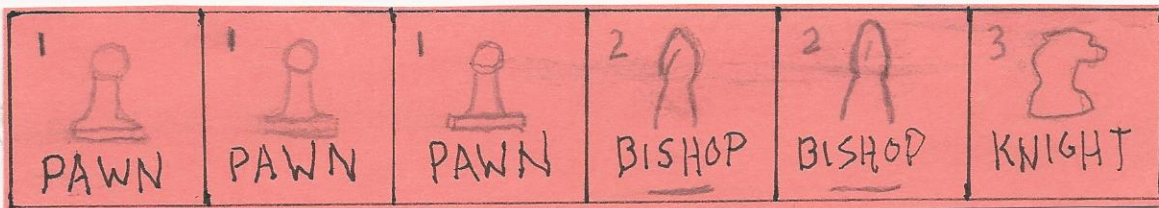
The attacking player moves first by moving any one piece one square either horizontally or vertically. There are no diagonals in this game. Then the defending player moves a piece. When a piece from offense and defense are against each other (horizontally or vertically) you flip them over and the lowest number piece is removed from the board. If they are the same number then both are removed. If there is a trap then both pieces are removed.

If a piece moves between two pieces then a three way compare is done. The lowest number removed. If it is a bomb then all three pieces are removed.



To Win:

If the offense can get up against the king the king has been captured and offense wins.

If the game gets to the point where the offense cannot capture in any way, by having no more pieces then the defense wins.



SIEGE!



X

