

THE
UNITED STATES
POSTAGE STAMPS
OF THE
TWENTIETH CENTURY

ORIGINALLY COMPILED BY
BEVERLY S. KING

AND
MAX G. JOHL

NOVEMBER 1932

NOW ENTIRELY REVISED AND ENLARGED BY

MAX G. JOHL

MARCH 1937

VOLUME I
1901-1922

1937
H. L. LINDQUIST
Publisher
2 WEST 46TH ST., NEW YORK, N. Y.

COPYRIGHT 1937
BY H. L. LINDQUIST

REVISED EDITION

Printed in the United States of America

CONTENTS

CHAPTER	PAGE
FOREWORD -----	vii
I. THE PAN-AMERICAN ISSUE 1901 -----	1
II. THE 1902 ISSUE -----	25
III. THE LOUISIANA ISSUE 1904 -----	85
IV. THE JAMESTOWN ISSUE 1907 -----	95
V. THE WASHINGTON-FRANKLIN ISSUE 1908-21 -----	103
ONE CENT STAMPS GROUPED -----	122
TWO CENT STAMPS GROUPED -----	182
THREE CENT STAMPS GROUPED -----	230
FOUR CENT STAMPS GROUPED -----	246
FIVE CENT STAMPS GROUPED -----	252
SIX CENT STAMPS GROUPED -----	263
SEVEN CENT STAMPS GROUPED -----	267
EIGHT CENT STAMPS GROUPED -----	269
NINE CENT STAMPS GROUPED -----	273
TEN CENT STAMPS GROUPED -----	275
ELEVEN CENT STAMPS GROUPED -----	280
TWELVE CENT STAMPS GROUPED -----	281
THIRTEEN CENT STAMPS GROUPED -----	284
FIFTEEN CENT STAMPS GROUPED -----	287
TWENTY CENT STAMPS GROUPED -----	291
THIRTY CENT STAMPS GROUPED -----	293
FIFTY CENT STAMPS GROUPED -----	296
ONE DOLLAR STAMPS GROUPED -----	300
TWO DOLLAR AND FIVE DOLLAR STAMPS GROUPED -----	303
VI. THE LINCOLN MEMORIAL ISSUE 1909 -----	309
VII. THE ALASKA-YUKON ISSUE 1909 -----	315
VIII. THE HUDSON-FULTON ISSUE 1909 -----	321
IX. THE PANAMA-PACIFIC ISSUE 1912-15 -----	329
X. THE VICTORY ISSUE 1919 -----	341
XI. THE PILGRIM ISSUE 1920 -----	345
XII. THE MORSE ISSUE -----	352
INDEX -----	353

FOREWORD

WHEN the original edition of this volume was published, in November 1932, it was believed that it would be found useful to a limited number of specialists, and we were assured by publishers, who knew this field, that we could not possibly dispose of the 1000 copies that we hopefully printed.

Much to our surprise, the edition was very quickly exhausted, and due to the growing interest in the issues covered in the book, it soon became a much sought-after rarity. As succeeding volumes of the series appeared, we increased the number printed each time, but in every case they were quickly absorbed.

This revised edition is the result of a persistent and increasing demand. Our original intention was merely to correct the errors that had crept into the first volume, but as we proceeded we secured so much new material that the book has grown beyond our original plans. In fact, almost every paragraph in the book has been entirely rewritten and revised, and nearly 300 new illustrations have been added.

This work could not have been accomplished without the assistance of many of the leading specialists in 20th Century Issues. At the head of this list we must place Arthur E. Owen, who has given liberally of his time and effort. He has thoroughly revised all of the plate number data and has given valuable assistance in the revision of much of the technical information.

The increased number of illustrations of plate varieties is due to the cooperation of Walter A. Stevens and James H. Obrig, who prepared all of the original mats that were used for the various double and shifted transfers. They also worked out the individual illustrations, with the assistance of Norbert J. Eich and Edmund J. Lehr. The plate layouts were made by George R. M. Ewing especially for use in this volume. They will be found of considerable help in understanding the make-up of the various types of plates. The illustrations of the types of the two and three cent stamps were prepared by Byron L. Wilcox and include certain distinguishing features that were discovered by him and which greatly increase the ease of discerning each type.

An important added feature of this volume, that did not appear in the original, is the index, which has been prepared by Arthur W. Deas, and which refers to every item of importance.

The source of the designs used in the vignettes is of great interest to collectors. With the assistance of F. Ellis and A. L. Van Nest we have been able to present correct photographs in place of many that had previously been accepted, but which were not the true originals. New photographs of subjects used for our commemorative stamps have been made available through the efforts of Gordon T. Daun and Henry S. Parsons.

Much technical data has been made available by H. M. Southgate. As President of the *Bureau Issues Association* he has been instrumental in stimulating much increased research in these issues and the results have been freely contributed to this volume.

We have also secured full assistance from the Bureau of Engraving and Printing, through the Director, Alvin W. Hall, and the office of Clinton B. Eilenberger, the Third Assistant Postmaster General, has been very cooperative in supplying needed information.

We also want to give credit to those who made possible the original edition of the volume, which include Sidney P. Barrett, J. Murray Bartels, Clayton W. Bedford, Clarence W. Brazer, Hugh M. Clark, Frederic R. Harris, J. J. Klemann, Jr., John A. Klemann, Walter S. Scott and George B. Sloane.

This revised edition contains information supplied by them and has had in addition the assistance of the following collectors and dealers, Dr. W. L. Babcock, Stephen D. Brown, Charles J. Demuth, Dr. Edward L. Fernald, Dr. G. C. Fritschel, W. V. Garrison, Rev. E. M. Gearhart, Ray B. Grove, James B. Helme, Walter W. Hopkinson, Rev. Fred R. Iseli, Norman Kempf, Dr. F. H. Knowler, J. B. Kremer, Henry Kuhlmann, George C. McNabb, Walter R. M'Coy, William C. Michaels, W. M. Miller, R. H. Mower, R. T. Needels, Albert Ondik, J. O. Peavey, Stephen G. Rich, John M. Smith, L. E. Smith, Dr. E. C. Wharfield, R. E. Townsend, Frank E. Wood, Wilson D. Wood and a host of others who have reported their findings in STAMPS and in *The Bureau Specialist*. J. D. Shultz rendered valuable assistance in reading the proofs.

MAX G. JOHL.

Scarsdale, N. Y.

March 1, 1937.

Chapter I

THE PAN-AMERICAN ISSUE

1901



ALTHOUGH the Pan-American Issue of 1901 was the first new United States series to be issued in the Twentieth Century, the idea behind the Buffalo Exposition was almost entirely a product of Nineteenth Century thought and effort. James G. Blaine, Secretary of State under President Garfield, was the first to foster and encourage the idea. Mr. Blaine assembled and presided over the first Pan-American Conference and he believed that "The people of the American Continent must inevitably be drawn into closer and closer relationship as the years pass". He said "It is not difficult to realize that a Pan-American Exposition conceived in a broad and liberal spirit, may prove a factor in bringing about a union of interests among the countries of the Western Hemisphere." (1)

The Pan-American Exposition was incorporated June 25, 1897, under the laws of New York state with the names of Chauncey M. Depew, H. Walter Webb, Roswell P. Flower, E. B. Thomas, Daniel O'Day, F. C. M. Lautz, John M. Brinker and other representative men of recognized ability, influence and financial stability on the list of incorporators. The object for which the company was formed was declared to be "the promotion and conduct of an exposition to illustrate the progress of the New World during the 19th Century." (1)

It was originally planned to hold the Exposition in 1899 with the site selected on Cayuga Island in the Niagara River, a few miles above Niagara Falls. On August 25, 1897 President McKinley braved the rapids of Niagara to drive a stake which marked the beginning of the work on the site chosen for the great Pan-American Exposition and thus officially recognized the enterprise.

In spite of this auspicious start the Exposition was destined to be moved to another site and the time of its opening postponed for two years. The reason for this was explained in the following manner by Rollin E. Flower of Buffalo in STAMPS "The Pan-American Exposition as Originally Planned":

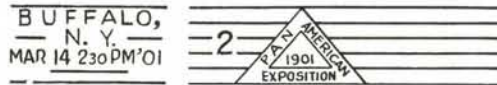
"Shortly after President McKinley drove that stake on Cayuga Island it became evident from the wide interest manifested throughout the nation and in far-away lands that the island would never accommodate the crowds who would come. Transportation to and from the exposition would have to be made by boat. The current was swift. Niagara was too close for safety—the mist arising from the Canadian falls could be seen beyond the churning rapids. So on sober second-thought a new site was chosen within the city of Buffalo. New plans were drawn. The scope of the enterprise was enlarged. The size of the project took on new proportions. The date of opening was set back two whole years to give time to complete the enormous undertaking."

During the early spring of 1899 the promoters of the Pan American Exposition distributed quantities of lithographed poster stamps or labels to advertise

(1) STAMPS 8/22/36.

the Exposition that was to be held in Buffalo in 1901. A short time after this it became known that the Postmaster General had been requested to issue a set of commemorative stamps to further publicize the Exposition. The postal authorities were in accord with the suggestion advanced and referred the matter to the office of the Third Assistant Postmaster General, C. E. Madden, whose recommendation was that the proposed issue should comprise the same nine values as that of the Trans-Mississippi set of 1898. (2)

This recommendation met with much criticism as collectors called the Department's attention to the promise made in 1898, following the protest against the high values in the Trans-Mississippi series, that hereafter there would be no high value commemorative stamps. After considerable discussion a series of six low values was finally decided upon, of one, two, four, five, eight and ten cent denominations, bearing the inscription "Commemorative Series of 1901" in place of the title suggested "Pan American Series of 1901" the latter being construed by the Assistant Attorney General as an advertisement on a postage stamp and as such prohibited by law.



To further advertise the exposition the Department furnished the Buffalo post offices with several types of slogan cancellations some of which continued in use after the exposition was opened. We have illustrated several of them as the ever growing interest in 20th century stamps on covers, showing normal use during the dates the stamps were current, has caused such cancellations to be especially prized. The promoters of the Pan-American Exposition also assisted in advertising the coming event in the City of Buffalo by preparing special envelopes which prominently displayed either scenes from the Fair Grounds or some of the exposition seals. These were used by many commercial firms in Buffalo and the various designs make an exceedingly interesting and beautiful collection. Unfortunately this style did not last.



These were the first bi-colored stamps issued by the Bureau of Engraving and Printing and incidentally the first set of this type since the 1869 issue. With the exception of the 1869 ninety cent stamp, bearing the head of Lincoln in black, these were the first black centered bi-colored stamps of the United States, as well as being the first time that a constant color was used for the vignettes.

The Post Office Department heralded this set as "The most artistic series ever issued by the Department," and they were quite right in their prediction. Each of the six frames are of different design but of such similarity that each stamp in the set ties in with the others. That the Department took special pains in printing these stamps was evidenced by the fact that Stanley Gibbons, Inc., found it important enough to comment as follows:

"Considering the quantity issued the center is remarkably accurate in most cases, but ultra specialism shows the one and two cent stamps centered too far

(2) Vol. 1, No. 1, **Collectors Club Philatelist**.

North or South or else shoved too far forward or too far back. Above the two cent the miscentering is very unusual. The inverted centers are, of course, rare."⁽³⁾

The report of the Third Assistant Postmaster General for the fiscal year ending June 30, 1900, gave the following detailed description of the issue:

"These stamps are of uniform dimensions 0.76 by 1.06 of an inch, the longer side being horizontal. The borders take the colors of the regular series on the same denominations at this date. The words "Commemorative Series 1901" and "United States of America" next below appear above the vignette; the legend in a line below the central opening, with the denomination in a line at the bottom, appears in the same order on all the stamps of the series. All the lettering is in white Roman capitals, the numerals are all white faced Arabic in the Roman type, except the 10 cent, which is the block letter type of figure condensed to secure space for the two figures. The borders are well separated from the central figures and the words of denomination at the bottom are preceded on the same by the word "Postage."

All the central illustrations are from photographs as the objects appear today and are to be printed in black."

The paper used was soft and porous, and watermarked USPS (United States Postal Service) in double lined Roman capitals. The gum was white.

The Double Line Watermark


These stamps were printed in sheets of 200 subjects, consisting of twenty horizontal rows of ten stamps each. They were cut horizontally into panes of 100 and so issued to post offices. Being a bi-colored series, two separate plates were needed to print each denomination, one for the frame and one for the vignette. The frame plate contained four plate numbers which were in each case preceded by the imprint of the Bureau of Engraving and Printing. On the printed sheets the imprints appeared over the third and eighth stamps of the top row while the plate numbers were over the fourth and ninth stamps. At the bottom of the sheet the imprints and plate numbers were in similar position being below stamps 93-94 and 98-99. The vignette plate number appeared only once on each full sheet and was always below stamp No. 95. The sheets were divided into panes of 50 by horizontal and vertical guide lines terminated by arrows, these were always in the frame colors. At the top and bottom of the vertical guide lines there also appeared a solid arrow head which was printed in both colors and served as an aid to properly registering the frame and vignette impressions. The sheets being cut along the horizontal guide line this became a straight edge but the vertical guide line was perforated and issued unsevered. Complete top and bottom arrow blocks are available. In the extreme upper left and lower right corner of the full sheet appears the denomination figures followed by the letter "C" meaning "Cents." These were printed backwards and in both colors, their purpose being to safeguard the possibility of an error in printing stamps having the frames of one denomination and the vignette of another. On the first few plates of one and two cent stamps the Bureau added a small numeral in the same corners as the "Cent" marks which corresponded to the sequence of the plates, that is, the first one cent frame plate and the first one cent vignette plate both having the small numeral "1", the second pair

(3) The Postage Stamps of the United States.

#294—One Cent, Green and Black, Fast Lake Navigation. Water-marked USPS. Perf. 12.


Issued May 1, 1901.

This stamp was designed by R. Ostrander Smith, the vignette was engraved by G. F. C. Smillie, from a photograph, the ornamental frame by Robert Ponickau, and the lettering and numerals by Lyman F. Ellis, of the Bureau of Engraving and Printing. We have illustrated Mr. Smith's first sketch for this value.



First Sketch for the 1 Cent Frame

The vignette, in a horizontal elliptical frame, shows the port bow of the Steamer CITY OF ALPENA formerly operated on the Great Lakes by the Detroit and Cleveland Navigation Co. The steamer had but one funnel, the pilot house placed well forward and the vessel being propelled by side wheels. On either side of the vignette are fluted corinthian columns, the bases of which are covered with simple cartouches on which appear the numerals 1. In a simple panel between the column caps is the general device COMMEMORATIVE SERIES 1901, in small type, and beneath it, in two lines, UNITED STATES OF AMERICA. Small triangular panels occur between the elliptical frame and the columns. The legend FAST LAKE NAVIGATION appears in a curved panel below the vignette and POSTAGE ONE CENT in a straight panel across the base of the stamp. Conventional foliated ornaments fill the space on either side.



Steamer "CITY OF ALPENA." Detroit & Cleveland Navigation Co.

It is interesting to note that this steamer is still in existence after forty years of service. C. L. Perkins, General Manager of the Detroit and Cleveland Navigation Co., wrote us that it is now owned and operated by the Goodrich Transit Company of Chicago, under the name of the CITY OF SAUGATUCK.

The Bureau printed over 450,000 sheets of the one cent stamp and as might be expected there was some variation in the registration. On some of the copies the vignette was centered too far to the north, east, south or west and in spite of all safeguards five sheets were printed and issued with center inverted. When the inverts first reached the market they were sold at \$25.00 a copy as it was expected that many would be found. The number has never been sufficiently large to fill the demand for this item and today they are catalogued at \$300.00 but have brought more than that at auction sales.

This is more frequently found than any of the other bi-colored errors among United States stamps. The quantity known to philatelists had been accepted as 700 copies. These are said to have been found as follows:

Four sheets in Virginia, near Richmond.
 One sheet at Bessemer, Alabama.
 One sheet in New York, near Utica.
 One sheet in Connecticut.

A check up of the facts, however, seems to indicate that there were *two* sheets of this stamp found in Connecticut. The sheet generally credited to that section of the country came into the New York philatelic market through the efforts of J. W. Scott, according to J. M. Bartels, who as an intimate friend had first hand information.

Mr. Bartels told the writers that Mr. Scott received a letter from a farmer in Connecticut stating that he had a sheet of the one cent inverts that he wished to sell. He visited the farmer but after an unsuccessful attempt to buy it for \$100.00, a figure he considered reasonable, he left for the station to return to New York. The trains being few and far between, Mr. Scott had a long wait, which, however, was not unprofitable. The farmer's wife, knowing the scarcity of trains, hitched up their buggy and drove to the station, bringing the stamps with her. They needed that hundred dollars too much to see it slip through their hands, and if the gentleman still wanted the stamps he could have them at his price. This accounts for one of the Connecticut sheets.

According to Benjamin K. Miller, another sheet seems to have been found in Connecticut. His collection of United States stamps, which is on permanent exhibition at the New York Public Library, Fifth Avenue and 42nd Street, New York City, includes a single copy of the one cent invert and a block of four.

This block is noted as follows: "Bought from the man who obtained it for four cents at the Branford, Connecticut, Post Office."

This, therefore, could not have been the same sheet that Mr. Scott bought and would make the total of known copies eight sheets instead of seven.

In addition to the eight panes now recorded there seem to have been two additional finds not previously listed. In a recent edition of *Weekly Philatelic Gossip* a column compiled by Al Burns, and published under the heading "The U. S. Scrapbook" called attention to "Those One Cent Pan-American Inverts" with the following comment:

"Most accounts of the number of one cent Pan American inverts fail to take into consideration the sheet found in Anderson, Indiana and the part sheet of sixty-five found in Granite Falls, Minnesota.

"A full sheet was found in Anderson, Indiana and marketed through the C. H. Mekeel Stamp & Publishing Company, St. Louis, Missouri.

"A banking concern in Granite Falls, Minnesota discovered they were using a sheet of one cent Pan American inverts after thirty-five had been sent out on correspondence. This part sheet of sixty-five came into several hands and competition wrecked the market on them for a few weeks. We can find no record of any of the used copies from this sheet being retrieved."

The first known copies of this error were discovered at Bessemer, Alabama, by the Carrel Jewelry Company on some circulars just prior to mailing them. When they realized the find they had made they lost no time in removing the stamps from the circulars and thus saved them to Philately.

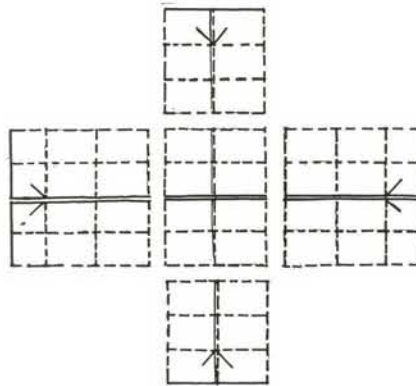
Though it is customary for us to speak of these stamps as "inverted centers" it is actually the frame which is inverted. On this issue the centers were printed before the frames, the one cent vignette plates having gone to press for the first time on March 6, 1901 while the first printing of the frames of the one cent took place on March 15, 1901. This sequence of the printing was also true of the other values. It is the frames that were designed for identification purposes and it is natural to hold these in normal position when looking at the stamp and this logically leads to the terminology as now used by American collectors "center inverted."

In addition to the ten panes known to have been found there have been unconfirmed rumors about other sheets but in the absence of evidence we must disregard these stories.

Though there were some printing errors the plate making section of the Bureau seems to have taken exceptional care in entering the designs on the plates for after more than thirty five years no major plate varieties have been discovered on the one cent stamps of this issue.

Shades,—a: Light green and greyish black.
 b: Dull green and greyish black.
 c: Dull green and black.
 d: Bright green and black.

Varieties,—a: Center inverted.
 b: Position blocks.
 1) Top and bottom arrow blocks complete.
 2) Upper and lower halves center line blocks.
 3) Upper and lower halves left and right arrow blocks.
 4) Imprint and plate number blocks.
 5) Corner blocks.
 A) U. L. and L. R. with plate numeral.
 B) U. L. and L. R. without plate numeral.



Guide-Line Position Blocks—Horizontally Cut Sheets

c: Shifted transfer.

A single copy has been found (position unknown) that shows a shifted transfer of the vignette, all lines of the prow of the ship are doubled to left.

A block of four has been found showing shifts on three stamps.

d: Position dot.

There is a marked spot of color near the top of the "E" of "AMERICA" on plate #1172 and while it is more marked than the

usual position dot it is obviously in that category as it has been seen on several positions. This plate was used with almost all of the vignette plates and this variety may be found on many vignette plate number copies.

Plates used,—

Frame plates:

1112—16, 23, 39, 72, 75, 79, 81.

Vignette plates:

1113—17, 25, 36, 56, 68, 70, 77, 80, 94, 96.
1225—26, 27, 28, 33, 34, 35, 48.

Plates not used,—

Vignette plates:

1121, 1236, 1253, 1254, 1255, 1256.

Frame plates:

1120, 1237, 1246, 1249.

The following list of plate numbers includes all the combinations known to exist. The horizontal row of numbers denote the frame plates and the vertical row denote the plate numbers for the vignette plates.

One Cent, Green and Black.

	1112	1116	1123	1139	1172	1175	1179	1181
1113	0	0	0	0	0			
1117	0	0	0	0				
1125	0	0	0	0	0	0	0	0
1136	0	0	0	0	0	0	0	
1156	0	0	0	0	0	0	0	0
1168	0	0	0	0	0	0	0	0
1170	0	0	0	0	0	0	0	0
1177		0		0	0	0	0	0
1180		0		0	0		0	0
1194		0		0	0		0	0
1196		0		0	0		0	0
1225		0		0	0		0	
1226		0		0	0		0	
1227		0		0	0		0	
1228		0		0	0		0	
1233		0		0	0		0	
1234		0		0	0	x	0	
1235		0		0	0	x	x	
1248		0		0	0		x	

Note. These last four combinations with an "x" exist but are exceedingly rare.
Number issued—91,401,500.

#295—Two Cent, Red and Black, Fast Express. Watermarked USPS. Perf. 12.

Issued May 1, 1901.

The central feature of this stamp is a picture of the EMPIRE STATE EXPRESS of many years ago, operated by the New York Central and Hudson River R. R. The photograph was taken by A. P. Yates of Syracuse, while the train was going sixty miles an hour. It depicts a train of four cars drawn by a four driver locomotive,—four parallel tracks are seen. The vignette frame is oblong with rounded indented ends, a slightly curved top and a straight base. This frame is flanked on either side by an upright winged female figure bearing a lighted torch and a garland, the lower part of these figures being covered by

ornamental cartouches bearing the numerals 2. The upper frame panel suggests a slightly curved cornice which bears in small type COMMEMORATIVE SERIES 1901, and below in two lines of larger type UNITED STATES OF AMERICA. The legend FAST EXPRESS and POSTAGE TWO CENTS appear at the bottom of the stamp in two simple horizontal panels.

It is interesting to note that the design of the frame of this stamp is very much like the series of 1901 legal tender \$10.00 banknote which has at right and left figures almost identical with those on the stamp. The only difference is that on the stamp they hold ribbons in their hands towards the vignette, and on the bills, they hold a sort of palm leaf. It is not known which was first designed but it is likely that the stamp design was copied from the currency issue.



First Sketch for the 2-Cent Frame.
This was later used for the 4-cent.


The design was drawn by R. Ostrander Smith and the engraving for both the vignette and frame was done by Messrs. Baldwin and Ellis, of the Bureau, these three gentlemen being also responsible for the four, five, eight and ten cent stamps of this series. Here again Mr. Smith made two sketches (illustrated) but while neither was used for this stamp the general idea seems to have been the same as that of the accepted design.



Second Frame Design—Not Used.

The Empire State Express, shown on this stamp, was selected by the Post Office Department after the urgent solicitation on the part of G. H. Daniels, at that time General Passenger Agent of the New York Central Railroad. He argued that more had been written about it than all other trains ever placed in service and the resultant advertising had been one of the greatest factors in bringing before the other nations of the world the superiority of American machinery and manufacturing. He further explained that as the Pan-American Exposition was to be held in Buffalo and that the New York Central being primarily a New York institution, the Empire State Express was a logical subject to be used.

The Post Office having accepted the suggestion to use the Empire State Express, the New York Central used this data as part of their publicity material. A clipping in the author's collection, the source of which is unknown commented on this "stunt":



The Empire State Express, New York Central & Hudson River R. R.

"The New York Central & Hudson River Railroad have made the most of the fact that the picture in the center of the 2c Pan American stamp was that of their famous "Empire State Express" train, and that the same was made from a photograph by A. P. Yates, taken when the train was running 64 miles an hour.

"Without stating that it was the 2c stamp they are referring to they say in one of their advertisements,

"Two hundred million steel engravings of the most famous railroad train in the world are on sale in every city, town, village and hamlet in the United States.

"The photograph is a marvel of photography and the engraving is a marvel of the engraver's art. It is predicted that one of these engravings will find a place in every household in America, as well as in thousands of those in Europe."

The photograph of the EMPIRE STATE EXPRESS, illustrated above, was secured through the courtesy of C. W. Y. Currie of the Publicity Department of the New York Central.

Although more than twice as many sheets of this value were printed than of the one cent there were considerably less inverts found. The only data available that has sufficient verification to make the facts acceptable, limits the finds to three people and only one was able to obtain a full sheet.

The generally accepted quantity of known copies of this stamp was approximately fifty-five. The Official Check List notes fifty-three unused and one used copy. Walter S. Scott told the writers that he knew of three used copies.

Most earlier writers agreed that the only known copies of the two cent invert were found in a post office in Brooklyn, N. Y. by a Mr. Davis of the Mergenthaler Linotype Co., who sold them to dealers along Nassau St., for five dollars per copy.

"I bought a block of four from him for twenty dollars," said Mr. Scott, "but when I heard he was peddling them around the street for five dollars each, I demanded my money back and returned the stamps to him. This was the biggest mistake I ever made."

There seems to be some basis for disagreement with the generally accepted opinion of these fifty-four "known" copies. According to the *Metropolitan Philatelist* of May 25, 1901, under the heading of "Washington News," a man bought ten two cent stamps of the Pan American issue at a Brooklyn Post Office, and after using three of them noticed that the centre was inverted. He, thereupon, wrote a letter to the Bureau of Engraving and Printing and complained about them. The Department replied that they had tried their best to avoid this, but a few had probably slipped through, and that the stamps were nevertheless "good for postage."

He is reported to have sold six of them at a "good figure." In the May 11, 1901 issue of the same paper, a statement was made that "the two cent has already been seen with inverted centres." We believe that it is hardly possible that both of these finds came from the same sheet because the public demand for this series was very heavy. Mr. Scott shared the general opinion in regard to the number known to collectors until 1930 when he was told by Admiral F. R. Harris of a man who had sold a sheet of a hundred two cent inverts for a thousand dollars in 1901.

On interviewing Admiral Harris we found that he had in his employ the man who sold this sheet of inverts and we are indebted to him for the following information.

"Fred Schoenberg, of 15 Locust St., Brooklyn, bought a sheet of the Pan American two cent stamps, at a Post Office in New York City, (he thinks that it was the City Hall Station). Mr. Schoenberg taught Sunday School and took the sheet with him to show to the other teachers. One of the ladies noticed that the locomotive was "upside down." His inspection showed this to be correct and he generously gave each of four young ladies one copy of the error as a souvenir.

"The next day he returned to the Post Office and tried to obtain additional copies of these stamps, informing the clerk of his discovery,—but no more could be found. A day or so later he was visited by a man who claimed to be a postal "Inspector," who demanded the return of the sheet, saying that they were fraudulently made and offering to replace them with a correct sheet. Mr. Schoenberg, however, refused to return the stamps, claiming that he had honestly acquired them. The following day the "Inspector" returned and offered to buy them back for the "Department" for one hundred dollars. This offer was refused and daily visits ensued for two weeks until the offer finally reached one thousand dollars for the 96 remaining stamps. This offer was accepted."

Mr. Schoenberg remembers being paid one thousand dollars in well handled bills of five, ten and twenty dollar denominations, which would indicate that the "Inspector" was not purchasing the stamps for the Post Office Department but rather for a private party or group of individuals.

Some of these stamps have undoubtedly appeared on the market as there have been two distinct shades sold at auction. Those first sold by Mr. Davis were carmine and black, while a copy in scarlet and black was sold by Walter S. Scott at an auction sale quite some years ago.

When the first edition of this volume appeared some exception was taken to our story in regard to the total of the inverts of this two cent stamp. We believed the facts as presented and began to try to trace how some of the stamps, other than the "Davis Find" came on the market. In the course of our investigation we met the individual who bought the six stamps mentioned previously as reported in the *Metropolitan Philatelist*. When the finder wrote to Wash-

ington and complained about the inverted centers a minor official obtained his name and immediately wrote to a newspaper man in New York City and told him to buy the stamps for him. The man in New York sent his errand boy to Brooklyn to buy the stamps. The owner wanted one dollar per copy and the boy returned without them, only to be again sent to buy the stamps at that price. The owner had, in the meantime raised the price to two dollars and again the boy returned without them. This time his employer sent the boy back with twenty-five dollars and the order to "BUY" the stamps and he was finally able to obtain the six copies at that price. The person for whom they were bought sold two copies for the cost of the six and for years kept a block of four. This was later broken into singles. We were unable to trace the marketing of the Schoenberg find but in checking numerous copies we have been able to find copies that could not have come from the same sheet in spite of the strong similarity of color. Some of the copies seen show the vignette, though inverted, to be well set in the frame while other copies show that the vignette is centered upward and to the right to a very marked degree, the position of the center being to the north east when the frame is in normal position.

This again brings up the question of what happened to the other half sheets of a hundred each. All of the stamps printed were handled and inspected by twenty-one different people before they were sent to the various Postmasters for distribution, and errors of all kinds were destroyed. This naturally accounts for the scarcity of inverts and also for the odd number of known copies. There were over three million sheets issued by the Department and of these only about ten sheets of inverts are known to have reached the public through the Post Office. That more were printed and destroyed is illustrated by the following story told to us by J. M. Bartels.

"In answer to my question as to whether any errors had been discovered and destroyed before leaving the Bureau," said Mr. Bartels, "I was told by Thomas J. Sullivan, Assistant Director of the Bureau of Engraving and Printing, that after the noon recess one day twenty odd sheets of the two cent stamp were printed, with the centre inverted, before the error was discovered and corrected. These inverts were, of course, destroyed."

With this additional information, the total number of copies of the two cent invert, known to Philatelists, should therefore be as follows:

155 copies unused and 3 used

It is quite possible that additional used copies may come to light from time to time as old letters and boxes of cancelled stamps fall into the hands of philatelists.

As was true in the one cent stamps, there have been no major plate varieties reported for this value. The varieties are almost the same as those reported for the lower value. In the printing however there was more variation in the shade of issued stamps as well as in the registration of the vignette for on copies seen the misplacement was much more marked than on any of the other values.

As was the case in the lower value, the number of vignette plates used far outnumbered the frame plates needed to print the stamps issued. This was due to the fine engraved lines of the vignette which became worn much faster than the frame plate engraving. The vignettes all being printed in black had not been engraved as deeply as is necessary for the frame colors and slight wear soon caused the center plates to be unfit for further use.

Shades,—a: Pale scarlet and black.
 b: Scarlet and black.
 c: Pale red and black.
 d: Red and black.
 e: Deep red and black.


- Varieties,—a: Center inverted.
 b: Position blocks.
 c: Shifted transfers.

Two shifted transfers, of the center design, have been reported (positions unknown), one shows in the front of the engine and another shows the telegraph poles doubled.

Only one shift of the frame design has been reported on a single copy (position unknown) the "beads" or "pearls" that are in the inner frame surrounding the vignette are nicely doubled to the left.

- d: Defective transfer.

A copy has been found (position unknown) which shows a marked defective transfer in the upper left corner. (Illustrated).



Defective Transfer.

Position Unknown.

- e: Transfer roll flaw.

The design on the transfer roll that was used in rolling plate 1165 (frame) must have picked up a piece of foreign material as there are a series of spots (large dots) in the "D" of "UNITED" which has been seen on various positions of this plate. A bottom single plate number shows two dots in the "D" while a single plate number of vignette plates 1166 and 1173 (this is position #95) show three dots in the "D" and in addition there is a spot in the bottom of the "9" of "1901." The vignette and the frame plate numbers being from a different position on the plate clearly indicates that the defect is due to some foreign substance on the transfer roll.

In entering the designs of plate 1092, the transfer roll picked up a bit of foreign substance. This, however, seems to have lasted for only two entries. Stamp #64 and #65 of the upper pane shows a marked curl in the ball of the left 2. This has been seen on several copies and is known to be constant.

- f: Position dot.

A block of eight from plate 1119 (frame) shows a large dot in the lower part of the "E" of "AMERICA" which by its position is obviously a position dot though larger than usual.

Plates used,—

Vignette plates:

1079—93.
 1115—18, 24, 27, 28, 34, 35, 37, 38, 66, 71, 73, 74, 78, 82, 87, 92, 93, 95, 97, 98.
 1208—21, 22, 23, 24, 29, 30, 31, 32, 38, 39, 40, 41.

Frame plates:

1078—92, 98.
 1114—19, 22, 26, 29, 65, 67, 69, 76.

Plates not used,—

Vignette plates:

1261—62, 63, 64.

Frame plates:

1203—47, 50.

The following list includes all combinations known to exist. The horizontal row of numbers denotes the frame plates and the vertical row denotes the vignette plates.

	1078	1092	1098	1114	1119	1122	1126	1129	1165	1167	1169	1176
1079	0	0	0	0		0						
1093	0	0	0		0	0		0				
1115	0	0	0	0	0	0	0	0	0	0		
1118	0	0	0	0	0	0	0	0	0	0		
1124	0	0	0	0	0	0	0	0	0	0	0	
1127	0	0	0	0	0	0	0	0	0	0	0	
1128	0	0	0	0	0	0	0	0	0	0	0	
1134	0	0	0	0	0	0	0	0	0	0	0	
1135	0	0	0	0	0	0	0	0	0	0	0	
1137	0	0	0	0	0	0	0	0	0	0	0	0
1138	0	0	0	0	0	0	0	0	0	0	0	0
1166	0	0	0	0	0	0	0	0	0	0	0	0
1171	0	0	0	0	0	0	0	0	0	0	0	0
1173	0	0	0	0	0	0	0	0	0	0	0	0
1174	0	0	0	0	0	0	0	0	0	0	0	0
1178	0	0	0	0	0	0	0	0	0	0	0	0
1182	0	0	0	0	0	0	0	0	0	0	0	0
1187	0	0	0	0	0	0	0	0		0	0	0
1192	0	0	0	0	0	0	0	0	0		0	0
1193	0	0	0	0	0	0	0	0	0		0	0
1195	0	0	0	0	0	0	0	0			0	0
1197	0	0	0	0	0	0	0	0			0	0
1198	0	0	0	0	0	0	0	0			0	0
1208	0	0	0	0	0	0	0					0
1221	0	0	0	0	0	0	0					0
1222	0	0	0	0	0	0	0					0
1223	0	0	0	0	0	0	0					0
1224	0	0	0	0	0	0	0					0
1229	0	0	0	0	0	0	0					0
1230	0	0	0	0	0	0	0					0
1231	0	0	0	0	0	0	0					0
1232	0	0	0	0	0	0	0					0
1238	0	0	0	0	0	0	0					0
1239	0	0	0	0	0	0	0					0
1240	0	0	0	0	0	0	0					0
1241	0	0	0	0	0	0	0					0

Note.—On plate 1079 the figures "1079" are fancy and entirely different in type of numeral than those used on any of the other plates.

Number issued—209,759,700.

#296—Four Cent, Brown and Black, Automobile. Watermarked USPS. Perf. 12.

Issued May 1, 1901.



The central subject is a reproduction of one of the first electric automobiles, and was formerly used in Washington by the Baltimore & Ohio Railroad for passenger service. The photograph shows a chauffeur on the box with Samuel P. Hege, (heretofore recorded as Hedges), who was formerly Passenger Representative of the B. & O., in that city. The automobile is of the closed coach type and the background of the picture shows a part of the United States Capitol.

The frame used for this value was originally prepared for the two cent stamp by R. O. Smith and with but minor changes was utilized for this value. Being originally intended for the lower denomination, it is illustrated under the heading of the two cent stamp. The design prepared for this value (illustrated) was not used.


The vignette is enclosed with an oblong frame, the corners being broken by an entering curve on the lower angles and clipped with reentrant angles at the top, the main upper line being slightly arched. Immediately above, on a panel following the curvature of the opening, rounded at the right hand end and scrolled at the other, appear the words OF AMERICA and immediately above this, in a panel of opposite curvature, are the words UNITED STATES. The

device COMMEMORATIVE SERIES 1901 is placed on the cornice ornament, the upper part of the frame being of architectural treatment. The vignette is flanked on either side by acanthus leaves, the words AUTOMOBILE and UNITED STATES OF AMERICA are across the base of the stamp, with the numeral 4 in each lower corner superimposed on the acanthus leaf ornamentation.

Baltimore & Ohio R. R.


Electric Vehicle Service


WASHINGTON * PHILADELPHIA * CHICAGO



Electric Vehicles are in attendance upon all trains of the Baltimore & Ohio Railroad at stations, New Jersey Avenue and C Street, Washington; 24th and Chestnut Streets, Philadelphia, and Grand Central Station, Chicago; and will deliver passengers and baggage therefrom to all points within the limits of each city at very reasonable rates. Ordinary trunks will be delivered to FIRST FLOOR ONLY.

Service at any Hour of Day or Night.

Passengers for Washington desiring any special class of Vehicle, will please notify Conductor of train prior to arrival at Washington Junction, when on trains from the West; and prior to arrival at Baltimore, when on trains from the East.

Passengers for Philadelphia, on trains from the West, will please notify Conductor prior to arrival at Wilmington.

Passengers for Chicago will please notify Conductor prior to arrival at Walkerton.

Electric Automobile Used by the Baltimore & Ohio R. R.

In sending us this interesting photograph of the electric automobile, F. X. Milholland, Assistant to Senior Vice-President of the B. & O. said, "This cut also appeared in the 'Royal Blue' of September 1900, a publication of the Baltimore & Ohio, which has long since been discontinued."



First Sketch for the Four Cent Frame.

This value, too, has its inverted center specimens but these could not be blamed on the printers.

In reference to this stamp George B. Sloane (4) said:

"A stigma has always been attached to the four cent orange brown and black with centre inverted. This stamp was never issued legitimately, but was "created." It came about in the following manner.

"A report reached the Post Office Department that the four cent had been discovered with the centre inverted. This report was later proven erroneous. However, upon receipt of this report the Department felt that inasmuch as the error "already existed" it would not be amiss to make copies of the errors themselves for specimen purposes, and according to the official report to the President, issued later, the suggestion was made to the Bureau that if any further errors were discovered in the reserve stock of stamps on hand at the Bureau, they be turned over to the Department. None were found, and two sheets of 200 each (400 stamps) were printed and in due course delivered to Edwin C. Madden, Third Assistant Postmaster General.

"A part of these stamps were handstamped "Specimen" in a very small type, and a great many copies with and without "Specimen" were distributed gratis to Mr. Madden's personal friends, both in the Department and elsewhere. A sheet of 100, without the overprint, went into the files of the Post Office Department for the Government stamp collection and 194 copies were destroyed, leaving 106 which had been given away. It is not known just exactly how many were handstamped "Specimen" but the quantities of those in existence today with and without the overprint are about even." (Authors' Note: With the margin in favor of those without imprint.)

The creation of these "Errors" and their subsequent distribution caused a great deal of disturbance for a time, especially among the philatelic publications. These and other protests on the part of the stamp collectors at large finally resulted in an official investigation of the matter and Assistant Attorney-General Charles H. Robb made the following statement to President Roosevelt in 1904:

"The Third Assistant Post Master General verbally requested the superintendent of the stamp division to suggest to the Director of the Bureau of Engraving and Printing that if any more "inverts" were discovered, instead of destroying them, they be turned over to him for specimen purposes. None being discovered, the superintendent of the stamp division, without the knowledge of the Third Assistant Postmaster General, suggested that a sheet be printed, which was done, and duly

(4) *Collectors Club Philatelist*, Vol. 1, No. 1.

turned over. Part of the stamps were gratuitously distributed. The cost to the Government was but a few cents and there is no claim on the part of anyone that Mr. Madden did not act in perfect good faith in the matter. He certainly did not receive a penny, either directly or indirectly, for the specimens distributed."

Of the sheet of 100 that was turned over by the Department for the Government Collection, in the National Museum at Washington, 97 were exchanged by Mr. Leavy, the custodian, for other stamps that it lacked. These thus reached the philatelic market.

These stamps from the National Museum were only part gum and the reason for this was explained by J. M. Bartels in the following letter sent to us:

"In reply to your inquiry regarding the sheet of inverted Pan-American 4c stamps, I take pleasure in stating that I recall that on several occasions I saw in the Stamp Division of the Post Office Department a volume containing numerous sheets of stamps, among these was a full sheet of the inverted 4c Pan-American. These were stuck firmly to the pages of this volume, which is designated as part of the "archives of the department." It was stated that they would remain there and that they had been stuck down like all the other sheets to avoid the possibility of their being extracted by anyone.

"This entire volume was later turned over to the National Museum and all duplicates including the entire sheet of 100 of said 4c inverted were used for exchange purposes with stamp dealers and collectors.

Yours very truly,

(Signed) J. M. BARTELS."

Mr. Bartels informed us that a sheet each of the five, eight and ten cent denominations with inverted centres were also made, according to information he received from the Bureau, but that the agitation caused by the four cent "creation" made their destruction advisable and *all* copies were destroyed.

Shades,—a: Brown and black.
b: Deep brown and black.
c: Bright brown and black.

Varieties,—a: Centre inverted.
b: Centre inverted overprinted "Specimen."
c: Position blocks.

Plates used,—

Vignette plate:

1142.

Frame plate:

1145.


Number issued—5,737,100.

#297—Five Cent, Blue and Black, Bridge at Niagara Falls. Water-marked USPS. Perf. 12.

Issued May 1, 1901.


This is from a photograph and the picture presents the then largest single span steel bridge in the world. Two trolley cars are seen upon it and a view of Niagara Falls is shown in the background, with the graceful swinging bridge arch as a frame. The Canadian and American shores appear on either side. The opening for the illustration is much like that for the four cent stamp, but with straight sides, curved top and horizontal base, with the four corners indented. The upper line of the opening describes a higher curve than the four cent stamp and the words UNITED STATES OF AMERICA in one line follow this curve. The device COMMEMORATIVE SERIES OF 1901 is in a straight line at the top of the stamp, the spaces in the upper corners being filled with triangular panels. The vignette is flanked by fasces, the battle axes cutting

outward, with elongated shields superimposed thereon bearing the numerals 5



First Sketch for the Five Cent Frame.

The title BRIDGE AT NIAGARA FALLS with POSTAGE FIVE CENTS are in two straight lines below the central frame.



The Bridge at Niagara Falls.

This value paid the first class letter rate to Europe. A search for this stamp on cover will give a collector quite a hunt as it is one of the scarcest low value items, used in the year of issue, among 20th Century stamps. Well informed New York dealers have claimed that this stamp on cover used in 1901 is much scarcer than a five or ten cent 1847 on cover. A pair of this value paid the registry and single letter rate on domestic mail and is certain to be as scarce on a cover as one mailed to Europe.

Shades,—a: Pale blue and black.
 b: Blue and black.
 c: Deep blue and black.

Varieties,—a: Position blocks.

Plates used,—

Vignette plate:

1141.


Frame plate:

1140.


Number issued—7,201,300.

#298—Eight Cent, Lilac and Black, Canal Locks at Sault Ste. Marie.
Watermarked USPS. Perf. 12.

Issued May 1, 1901.



First Design—Not Used.



First Sketch for 8-Cent Frame.

Two frame designs were prepared for this value, the first one was much plainer than the second one, (illustrated) which was used, although the rejected design (illustrated) seems to tie in more with the other values of the series.



Canal Locks at Sault Ste Marie.

The vignette depicts a view of the great ship canal locks, including their immediate surroundings. A tug and two ore boats are shown in the lock. The frame in general is an ornamental cartouche. Small shields suspended by ribbons from the upper corners bear the denomination numerals 8. COMMEMORATIVE SERIES 1901 and UNITED STATES OF AMERICA in two curved lines are immediately above the vignette, while the inscription CANAL LOCKS AT SAULT DE STE MARIE and POSTAGE EIGHT CENTS appear in two horizontal lines at the base of the design.

This value paid the registry rate and is generally found on covers with other values.

Shades,—a: Lilac and black.
 b: Light purplish brown and black.
 c: Claret and black.

Varieties,—a: Position blocks.

Plates used,—

Vignette plate:

1143.

Frame plate:


1150.

Number issued—4,921,700.

**#299—Ten Cent, Light Brown and Black, Fast Ocean Navigation.
 Watermarked USPS. Perf. 12.**

Issued May 1, 1901.

A steamship with two smokestacks and masts presents its starboard bow lapped by a rising wave. The general outline of the opening is that of an arch with a straight base, the two sides being cut into on either side by dolphins entwined around tridents pointing up, the middle prong passing through the small scroll end of the tablet. Immediately above the upper curved line in the frame are the words UNITED STATES OF AMERICA, and above this the device COMMEMORATIVE SERIES 1901. The legend FAST OCEAN NAVIGATION and the words of denomination are at the bottom in two straight lines.



The Steamship ST. PAUL.—International Navigation Co.

The various descriptions and records of this stamp, from its earliest days, describe it as bearing an engraving of one of the sister ships NEW YORK or PARIS of The American Line.

In checking over this matter with officials of the International Mercantile Marine Company we found that the reproduction on this stamp could not have been either the PARIS or the NEW YORK as both of these liners had clipper bows and the ship on the stamp has a straight bow. In addition, both of these boats were foreign built and naturally would not have been used on a commemorative stamp of this sort to depict fast ocean travel.

Further investigations proved that the vignette was engraved from a photograph of the ST. PAUL of the old International Line, which had absorbed both the American and Red Star Lines. O. G. Reichelt, who, as well as being connected with the International Mercantile Marine Co. was Secretary of the *Collectors Club*, kindly furnished a photograph and upon checking this matter for us with H. M. Hicks, Manager of the I. M. M. Washington office, received the following from him under date of April 25th, 1930:

"Referring to your letter of April 24th, regarding the 10 cent stamp of the 1901 Pan American Commemorative Issue, the Steamship "St. Paul" was used as a model for the engraving appearing on this stamp, but it is not an exact copy of this ship, a few minor changes having been made."

This was also verified by A. W. Hall, Director of the Bureau of Engraving and Printing. The ST. PAUL was built in this country, having been launched in 1895. In addition to this David Lindsay, of the I. M. M. recalls securing this photograph for Mr. Baldwin, of the Bureau, who engraved the vignette.

It was fitting and proper that the ST. PAUL be used on this stamp. It was built in the United States and launched in 1895 and was the first ship taken over by the government in the war with Spain. While the ST. LOUIS was the first of the American liners that actually got under way for war, the ST. PAUL was the first to go into commission as an auxiliary cruiser of the United States Navy. This occurred before the commencement of hostilities. When Captain Sigsbee, on the afternoon of April 21, 1898, boarded the ST. PAUL at Cramp's Shipyard, the Union Jack and the house flag of the American Line were hauled down while the crew was assembled on deck. Captain Sigsbee then read aloud his commission and instructions from the Secretary of the Navy, and the American flag was hoisted aloft, while a Captains pennant replaced the house flag at the head of the mainmast. Advancing to Captain Jamison, the ST. PAUL'S old commander, Captain Sigsbee saluted and said, "Sir, I hereby relieve you of command of this vessel"—and the formality of entering the government service was completed. The following day war was declared.


After 28 years of service the ST. PAUL'S career ended in 1923 when it was sold to a German firm for scrapping.



First Design. Not Used.

Here too, Mr. Smith prepared two designs for the frame and like the eight cent, one of them showed the patriotic motive (illustrated) which design was

also rejected. It is likely that this was due to the Bureau's desire to do nothing that would be of the slightest annoyance to our South American neighbors for whose goodwill the Exposition had been originally planned. At that time there was a good deal of jealousy on the part of our Latin neighbors of our use of the term "American" meaning a citizen of the United States and our flag on the Pan-American Issue would have been misconstrued by some of their agitators who found the anti-U. S. sentiments a good subject for their speeches. Fortunately this feeling has given way to one of friendliness which can well be credited to the continuation of the sentiment expressed by the originator of the Pan-American Exposition idea, James G. Blaine.



First Sketch for the 10-Cent Frame.

Shades,—a: Light brown and black.
b: Dark brown and black.

Varieties,—a: Position blocks.

Plates used,—

Vignette plate:

1144.

Frame plate:

1151.

Number issued,—5,043,700.

COUNTERFEITS

There are some very dangerous counterfeits in existence of the inverted centre errors, as well as other attempted counterfeits which are hardly worthy of the name and can be readily distinguished. One brand, however, is particularly deceiving,—in this the centre had been "skinned" out by scraping or some clever process, and a new centre replaced inverted by photography or printing. "Fakes" of these errors can generally be told by holding them up to the light, placing them in benzine or by soaking them in water, but they are sometimes so cleverly done as to almost defy detection.

Counterfeits of the four cent variety are seldom seen, possibly for the reason that they may be easily distinguished by a close examination of the dome of the Capitol, which forms part of the vignette,—it will be noticed that the dome almost invariably extends partly into the top frame. Thus an invert, with the trace of the dome in correct position, would be an "insert" and not an "invert."

SPECIMEN STAMPS

From the annual reports of the Director of the Bureau of Engraving and Printing, we find a statement showing the number of "Specimen" stamps delivered to the Third Assistant Postmaster General during the fiscal years 1901-1902. These were hand stamped "Specimen" in dull purple.

	1901	1902
\$0.01	100	70
.02	100	70
.04	100	470*
.05	100	70
.08	100	70
.10	100	70

The following tabulation shows the number of "Specimen" postage stamps delivered to the Post Office Department for distribution to the Universal Postal Union during the fiscal year 1901. These were not overprinted.

	1901
\$0.01	730
.02	730
.04	730
.05	730
.08	730
.10	730

PROOFS

Large or small die proofs of this series are known, only on India paper for the large, and wove paper for the small proofs. The large die proofs were printed on large cards on which were impressed pieces of India paper about 50mm by 62mm and may be found either on these cards or removed therefrom.

The small die proofs, 28mm by 35mm are from the same dies, but are really reprints, being from sets prepared for eighty-five albums issued by the Bureau of Engraving and Printing in 1902. They have much narrower borders or margins, which are seldom more than 3mm to 5mm wide.

There are seventy-eight of these albums known that are complete,—in others certain of the proofs were injured in mounting and were replaced with the actual stamps.

There are no proofs of the inverts.

In addition to the completed proofs mentioned above there are some process proofs which are almost certain to be unique. At the time this is written they are in the collection of James B. Helme. These are as follows:

A vignette proof of the one cent.

A frame proof of the two cent.

A two color (frame and vignette) proof of the five cent which shows the frame incomplete. On this proof the shading at the bottom of the battle axes is missing.

A two color proof (frame and vignette) with the frame incomplete, of the eight cent value. On this the frame shading lines are lacking on the ornaments and in the scrolls, while the lines on the ribbons at the top are considerably lighter than on the finished design.

*This figure no doubt includes the two sheets of inverted centers delivered to the Third Assistant Postmaster General. Only a small part of these were stamped "Specimen," while 194 were later destroyed.

Chapter II

THE 1902 ISSUE

THE high character of the work executed by the Bureau of Engraving and Printing in connection with the Pan-American Series had been so satisfactory to the Post Office Department that the Third Assistant Postmaster General was anxious to inaugurate an entirely new general issue. The then current regular series had been in use with but minor changes since 1890, for when the Bureau of Engraving and Printing assumed the production of Postage Stamps in 1894 there was not sufficient time to have new designs prepared, the Bureau simply adding small triangles to the upper corners of the dies of the 1890 issues, those dies having been turned over to them by The American Bank Note Company, in accordance with their contract. The thought was that an entirely new issue would give the Department newspaper publicity and tend to make the public "Post Office conscious" and thus increase the use of the mails.

It was reported from Washington as early as February 1902, that "the Third Assistant Postmaster General has asked the Bureau of Engraving and Printing to prepare designs for a new postal issue. The Bureau was asked to supply better photographs (if possible) and to employ special pains in designing a series particularly attractive and distinctive, and fully as creditable as the Pan-American."⁽¹⁾

The event of a new series of stamps to be issued in the latter part of 1902 was noted in the *New York Times* of June 1, 1902 which reprinted the following article from the *Baltimore American*:

MANY CHANGES COMING IN POSTAGE STAMPS

Woman at Last to Be Honored with a Place—Benjamin Harrison's Face Soon to Appear—Farragut's Portrait to Supersede Commodore Perry's.

Woman continues to break away barriers. Her latest achievement is to induce the Post Office Department at Washington to put Martha Washington's face on the new series of eight-cent postage stamps, which will make their appearance next Fall.

Ever since Uncle Sam's Post Office began making stamps, in 1847 or thereabout, the face of Washington has appeared on one of the stamps in every regular issue and, with a single exception, on a stamp of low value and general use. Benjamin Franklin's face has always adorned postage stamps of low value and has thus become familiar to people who send or receive letters ever since 1847. Presidents other than Washington whose faces have appeared on the stamps are Jefferson, Jackson, Lincoln, Garfield, Grant, Madison, and Taylor.

Of the stamps of higher values the eight-cent stamp now bears Sherman's picture, the ten-cent Webster's, the fifteen-cent Clay's, the thirty-cent Jefferson's, the fifty-cent Jefferson's, the dollar stamp Perry's, the two-dollar Madison's, and the five-dollar Marshall's.

FACES OF PRESIDENTS.

Since 1861 but two Presidents have not been honored by placing their portraits upon a postage stamp—Johnson and Arthur—Cleveland, still living, not being eligible.

In the first entire series, in 1851, Washington appeared upon all the denominations save two—Franklin on the one and Jackson on the five. In the 1870 series Stanton appeared upon the seven-cent, Scott upon the twenty-four, and Hamilton upon the thirty-cent.

(1) *Mekeel's Weekly*, March 1, 1902.

All have been permanently superseded or the denominations abolished. Zachary Taylor appeared upon the five-cent value in 1875 when the value was created, but disappeared in 1882, giving way to Garfield.

A face that will appear on stamps of the new issue shortly to be circulated will be that of ex-President Harrison. It will be a 13-cent stamp. There will be practically no demand for a stamp of this value for domestic use, but for foreign use there is a place for it. Thirteen cents is the cost of sending a registered letter weighing not more than a half-ounce to any country within the Postal Union. Heretofore it has been necessary to use a five and an eight cent stamp. Mrs. Benjamin Harrison has been requested to furnish the department a photograph or portrait of Gen. Harrison which meets her approval, for the purpose proposed.

The Post Office Department is said to be contemplating a general change in the present issue of stamps, which have been in use for twelve years, a period much longer than the ordinary life of a stamp. One change already determined upon is that Commodore Perry, whose face has adorned the 90-cent stamps from 1870 down to 1894 and the one-dollar stamp from 1894 to the present date, will be superseded upon the one-dollar denomination by another famous sea fighter, Admiral Farragut. Commodore Perry disappears permanently.

Though this has always been known as the "Series of 1902" and is so marked on each stamp, only two of the values had made their appearance before the close of 1902. It is customary for the Bureau of Engraving and Printing and the Post Office Department to refer to the stamps as the issue of the year in which they were prepared and the designs approved. The first of these stamps to be placed on sale was the new value, the thirteen cent denomination bearing the portrait of President Benjamin Harrison. This was first placed on sale on November 18, 1902. The next to be issued was the eight cent stamp bearing the portrait of Martha Washington which made its initial appearance on December 6, 1902. As the Post Office Department was anxious to make the public "Post Office Conscious" they certainly used rare publicity judgement (for such an early day) in their sequence of issuing these new stamps. The first value being a new value was news and the second being the first to portray an American woman on a stamp was also of general interest. A dispatch from Washington reported the appearance of the new stamp as follows:

MARTHA WASHINGTON STAMP

First to be Issued in This Country Bearing Portrait of a Woman.

Washington, Dec. 8, 1902.—The eight-cent stamps of the new issue, bearing the portrait of Martha Washington, and unique in character in that they are the first stamps issued by the Government bearing the portrait of a woman, having been placed on sale in the post offices throughout the country.

Other Government securities, such as banknotes and bonds, have borne the pictures of women, one being the one-dollar bill of an old issue, which contained a portrait of Martha Washington similar to that which now adorns the eight-cent stamps.

The four and five-cent stamps of the new issue will soon be placed on sale. In the old issue Gen. Grant's portrait was on the five-cent stamp and President Lincoln's on the four. This has been reversed in the new issue, the Post Office Department officials having decided that as the five-cent stamp attains the greater circulation, being used on all foreign letters, it should bear the portrait of Lincoln.

On January 17, 1903 the two cent stamp appeared and was quickly followed by the five cent on January 20, 1903. Others appeared shortly thereafter and the series was completed on June 5, 1903 when the one, two and five dollar stamps were issued. As a series this set has been considered by most collectors to be the most pleasing of any ordinary series of the 20th Century. This opinion was not shared by contemporary opinions as judged by comments in the daily press of the time. When the two cent appeared it was subjected to a great deal of abuse by the editorial writers of the *New York Times*. This resulted in numerous "letters to editor" of which these are typical examples.

NEW STAMP INARTISTIC

To the Editor of The New York Times:

Your correspondents, "E. M. Stringham" and "A Lover of Art," seem to have missed the point of your editorial in reference to the new two-cent stamp. As you

say, with much force, the only excuse for a change would be an improvement, and as far as the relative artistic value of the stamps is concerned, the old one was in every respect the superior. Art does not consist in over-decoration, but rather in beauty and simplicity of line and harmony of design. All of these the stamp we are used to possess, while the new stamp is conspicuously lacking in each of them. The new likeness does not possess the dignity of Houdin's bust, and as far as we of the present generation can judge does not more correctly represent the appearance of our first Chief Magistrate.

There is no valid reason why the border should not be composed of draped flags, but it requires a microscopic examination to discover the American flag in the new stamp. Its fundamental trouble, however, is not in the poor likeness of Washington, but its mass of unimportant detail, as stated by you, and this defect it shows in common with the new eight and thirteen cent stamps. A new series will be welcomed only if the designs and workmanship are an improvement, which is not the case here. The issue should be withdrawn from circulation as soon as practicable.

FRITZ W. HOENINGHAUS.

New York, Feb. 8, 1903.

History Lesson on New Stamps.

To the Editor of The New York Times:

Evidently "Trojan," writing in your issue of to-day, cannot be a very enthusiastic stamp collector, otherwise he would sing a different song regarding the new issue of the two-cent stamp.

One cannot gainsay the fact, however, that what he says about neatness and handsomeness is absolutely true, and that the old stamp is in every manner neater than the new, but our friend "Trojan" seems to forget that the new stamp has been made especially for the benefit of those foreigners who know not our history, for do we not perceive under the engraving the name, noble and honored, of Washington? And is there not also the dates showing his time of office? This is history—and for 2 cents! Truly, these small facts are great ones, and should be duly appreciated by our friend "Trojan."

As to the "individual" in the Post Office, that is only another example of our American independence.

I am not a "Trojan" myself, but I take off my hat to his very good remonstrance.

FREDERIC D. PANGBORN.

New York, Feb. 9, 1903.

The *Times* was not the only critic of the two cent stamp and the unpleasant comments were so widespread that it was decided to replace this stamp with a new design. This was reported in the *Brooklyn Eagle* as follows:

TO CALL IN NEW 2 CENT STAMPS

Design is Considered Inartistic and Has Been Criticised by the Public.

Washington, February 14, 1903.—The new two cent stamps recently issued by the Post Office Department, are to have a short life, for it has been decided to call them in. They have proved unsatisfactory, in that the design is considered inartistic and clumsy and has been the subject of some sharp criticism from the public, which is always quick to commend or to condemn new stamp issues.

The latest two cent stamp contains the head of Washington, taken from the famous Stuart painting. That part of the stamp is all right, but the ornamentation is heavy and gives a crowded appearance to the stamp. So the new issue will be called in, and dealers and collectors who are wise will lay in a stock before the stamps disappear.

The department will continue the Stuart face of Washington, instead of the Houdin head, which is on the old stamp. A new departure in the latest issue is that the name of the head on each stamp appears under the figure.

The *New York Times* reported the decision of the Post Office Department with these comments:

TO RETIRE DOOLEY STAMPS

Post Office Department Will Withdraw the New Issue and Substitute Another Design.

Washington, Feb. 21, 1903.—Yielding to popular clamor, the Government is to retire the new issue of two-cent stamp, though the Post Office Department still insists, in the face of overwhelming evidence, that the portrait thereon is that of Washington, and not of Mr. Dooley, as the best authorities have decided.

Third Assistant Postmaster General Madden made the announcement of the early withdrawal of the offending stamps to-day after a conference with the officials

of the Bureau of Engraving and Printing. The general agreement was that the present stamp was not art, and that a new one should be designed. It was determined that there should be no error as to the identity of the person depicted in the coming issue, and, if necessary, the name of the Father of His Country will be printed in larger letters, so that there can be no confusion.

The one cent, Franklin, stamp did not please the staff of the *New York Times* and they were not satisfied with one editorial in their issue of March 29, 1903 but found it necessary to use these two comments to fully express their dissatisfaction:

THE NEW ONE-CENT STAMP.

When the new issue of the two-cent stamp made its appearance it became necessary in the discharge of a duty to the public to speak of it in the language of mild satire. The new one-cent stamp of the reform series has now made its appearance and gentle irony fails to do it justice. Mr. Dooley is still the mode, this time posing as Franklin, who is caricatured with a chin which reminds one of the stocking which the patriotic young woman who had not learned how to "toe off" knit for some soldier who might need it. The foot got longer and longer, until it was about two yards in length. Franklin's chin bears about this relation to the rest of his features. As a portrait it is absurd, though it might answer very well as a caricature. It is supported on either side by two nude male figures probably "writhing on amaranthine asphodel"—caryatids which support nothing, unless it be the absurdity of the design. In miniature they suggest "worms for bait." Is there no pension fund from which the designer for the Post Office Department may be guaranteed a comfortable support on the condition that he will design no more stamps? If not, would it not be an act of patriotism to create one by popular subscription? We wish him well, but even more strongly we wish that he might find some other and more fitting occupation than adding to the gayety of nations in this particular way. We value our historical heroes, and it pains us to have them made game of in this fashion. The Franklin stamp is "the limit."

ART NOTES.

The artist employed by the concern which furnishes our Government with stamps is supposed to have won the first booby prize with the design for the new red two-cent stamp; alas, he can claim the second only; the new green one-cent stamp had not made its appearance. It has been with us now for a month or more, but has blushed practically unseen because people do not look at one-cent matter, but stuff it promptly in the waste paper basket! The new one-cent stamp, in the vernacular of Chatham Square and the Bowery, is a peach. We have in it the same marks of genius, that thirst to instruct the ignorant which impels the teacher to put beneath the figure of a quadruped known by the length of its ears "This is an ass." Lest there should be a mistake made by some one unfamiliar with Benjamin Franklin's visage the name Franklin and the dates of his birth and death are thoughtfully inscribed. Flat-faced, long-nosed, miserable, is the mask of that jovial philosopher as Uncle Sam's one-cent stamp depicts him. Not content with names and dates, the designer has added certain touches of "high art" which will make other nations split with envy. Who ever thought of putting full-length caryatids, and caryatids of the male sex on a postal stamp! Here on our lovely green stamp two nude boys are writhing in the assorted poses of malefactors condemned to the cross by the sides of Benny Franklin's doleful phiz. Where the capital should be, which in an architectural way they might reasonably support, are two shields. Some one must have had the inspiration for this lovely design. He should be dragged from an obscurity which too often covers genius, and at the next congress of Philatelists should be placed on a high stool and crowned with that tiara which in early days was reserved for such as he.

The supply of the "flag design" was sufficient to last for some time after it had been decided to replace it. The *New York Sun* on October 11, 1903 announced the new issue of the two cent denomination in this manner:

THE FLAG STAMP IS TO GO.

Public Ridicule the Cause of Its Withdrawal.

Washington's Rubicund Nose Especially Provoked Satire—The New 2-Cent Stamp to Show a Shield—Gen. Sherman Ousted From the Postal Gallery.

Washington, Oct. 10.—The flag stamp, which has been in use for about six months and is the first and only stamp of the kind ever issued by this Government,

will very soon be superseded by a new design which will be known as the shield stamp.

Prior to the issuance of the current series of stamps, known as the series of 1902 and brought out at the close of last year, there was a demand from stamp collectors and the general public that the flag should have a prominent place upon the two cent stamp. When the current stamp was issued it was believed that it would satisfy this demand.

The design showed Stuart's portrait of Washington in the centre with a draped flag on either side. The name "Washington" appeared beneath the bust, together with the date of the birth and death of Washington, these features being entirely new in stampdom.

Almost from the first many newspapers condemned the design and letters poured in criticising adversely and in satirical vein the new stamp. Some critics said that it was an insult to the intelligence of the American people to print the name of the first President beneath his portrait upon a postage stamp. Others said the lettering was so small that it could not be read, and suggested that a magnifying glass accompany each stamp.

Then a number of critics declared that the portrait gave Washington the nose of a toper. As a matter of fact, the reddish appearance of the nose and cheeks is due to the circumstance that the inferior ink fills up the fine lines on the plate. In the die proof of the design this does not appear; the shading is perfect, and what the critics complained of as evidences of inebriety on the part of Washington were not apparent.

The new two cent stamp which while also inscribed as the "Series of 1902" has always been known as the "two cent 1903" made its appearance on November 12, 1903. This stamp praised as being the superior of the design it replaced. The *New York Sun*, December 21, 1903, noted the arrival of the new stamps with the following short comment:

The first consignment of the new two-cent postage stamps was received from Washington at the general Post Office here a few days ago. The stamps are much neater and smaller than the old ones, and have a better likeness of Washington in the centre. The bottom corners are round and on the top the letters "United States of America" are much larger and can be seen without a glass to aid. At the time announced for the sale of the stamps a large number of collectors lined up at the Post Office stamp window ready to buy. A clerk who works in a law office in Fulton street was the first buyer.

"I don't want to use it," he said, "I want to put it in my stamp collection at home. My father bought the first stamp to be sold after the Post Office was opened and he continued buying the new ones until his death. Now I am following it up and it's great luck to get the first of this issue."

Each stamp bore the inscription "SERIES 1902" which caused certain European philatelic papers to inquire whether it was the plan of this country to issue new stamps each year. This "fear" was set at rest as many of the stamps of the "SERIES 1902" did not reach post offices until the middle of 1903, and were not supplanted by another general issue until late in 1908.

The Bureau's cost of printing stamps had been constantly rising and the Post Office Department believed that it might be possible to have the work done for less money by some private concern. Bids were asked for but only two were received, one from The American Bank Note Company, the other from the Bureau of Engraving and Printing, the only two concerns who really had facilities for doing this work. Upon examination of the bids the Bureau was found to be lower by several thousand dollars. Their prices meant taking the work at a loss, but such loss would be made up by the Treasury Department, of which the Bureau is a part. After consideration it was felt that the Bureau was best fitted to print the stamps for the Post Office Department; also, possibly for political reasons, it would be better to take the business at a loss rather than to have to dismiss the Bureau's five hundred employees, which act might easily make campaign material for the opposition. The Bureau's bid was as follows:

Ordinary Stamps	5 Cents per 1,000.
Postage Due Stamps	7 Cents per 1,000.
Special Delivery Stamps	15 Cents per 1,000.

Stamp Books of 12	\$2.82	per 1,000 books.
Stamp Books of 24	3.45	per 1,000 books.
Stamp Books of 48	4.46	per 1,000 books.

In 1906 bids were again requested for printing our postage stamps for a period beginning February 1, 1907. The bids were opened in October and the same two parties were again found to be the only ones who had figured the work. This time The American Bank Note Company quoted lower figures on nearly every denomination and kind of stamps. The average estimates were as follows:

	American Bank Note Company	Bureau of Engraving and Printing
Ordinary Postage stamps	.0550 per 1,000	.057 per 1,000
Special Delivery	.10 per 1,000	.156 per 1,000

As a result of these bids, the *New York Times* of October 27, 1906 carried this news item:

U. S. LOSES STAMP CONTRACT.

American Bank Note Company to Make All Our Letter Postage.

All of Uncle Sam's postage stamps, which for the last twelve years have been turned out by the Bureau of Engraving and Printing in Washington, along with paper currency and banknotes, are hereafter to be printed by private contract. The American Bank Note Company announced yesterday that it had succeeded in getting back the job of printing and gumming stamps which it held from the beginning of its history up to the Columbian issue.

But on November 23, 1906, Postmaster General George B. Cortelyou awarded the printing contract to the Bureau in spite of the fact that the Bank Note Company's bid would have meant an annual saving of about \$17,000. The reason given by the Postmaster General was that he felt this saving would be more than offset by the loss on the stamp printing machinery, even if sold to the American Bank Note Company at its market value. In addition he believed it would be to the best interests of the Government to have the Bureau print our stamps, rather than an outside party.

There were, however, certain items connected with this last bidding that would have been of great interest to philatelists. Had The American Bank Note Company been awarded the contract there is no doubt but what an entirely new series would have been issued. Furthermore, the specifications on which both parties bid provided that all of the ordinary stamps above the two cent denomination were to be delivered to the Post Offices of the twenty-six largest cities and should have "engraved across the face their names and locations, while the others shall be overprinted, from electro type plates, across the face, with the names of these Post Offices respectively and the abbreviated names of the states in which they are located."

The reasons for this clause in the stamp specifications was described by the November 25, 1906 issue of *The New York Sun* in the following article:

NOVEL STAMPS FOR 1907.

They Will Bear the Names of Cities and States.

Six Thousand Presidential Offices Affected—The Change Expected to Discourage Post Office Robberies and Also to Enable Uncle Sam to Keep Tab Better.

A number of reasons have been suggested to explain the fact that all the United States postage stamps for 1907 to be issued from the 6,000 Presidential post offices will bear each the name of the State and city in which the post office is situated. Twenty-six of the 6,000 post offices will have these names engraved upon their stamps, while in the case of the other post offices the names will be printed across the face of the stamps after they have been engraved.

The chief reason for the change is said to be the belief that it will help to do away with the big post office robberies and make it much easier to trace the crim-

inals. The post office robbery in Chicago a few years ago is a good example of the ease with which stolen postage stamps can be disposed of, for no trace of the perpetrators was ever discovered, although stamps worth nearly a hundred thousand dollars were stolen, and these mostly of small denominations.

At one time the authorities thought they had found a clue to the robbers. A Chicago mail order house a couple of years after the robbery received a \$5,000 mail order in payment of which was tendered a package containing that amount of one and two cent postage stamps. The order being so unusual in character, the head of the firm informed the United States authorities and efforts were made to find out from whom the order had come, but without avail. It was regarded as fairly certain that these stamps were a part of those taken from the Chicago Post Office, but there was no way of proving it.

But this is only one of the purposes the change is expected to serve, say stamp authorities. Another is to enable the Post Office Department to determine the amount of business done by the different post offices.

A great deal of complaint has been made in the past on the ground that certain offices were doing a very much greater volume of business than they were credited with doing and postmasters have had more or less trouble in showing that they needed increased facilities for handling their mails, as in the opinion of the Congressional committees having the matter in charge the receipts from the sale of stamps did not warrant the increase.

"It is no exaggeration to say that New York city's Post Office does millions of dollars worth of business every year for which it gets absolutely no credit—that is, as far as the sale of stamps is concerned," said Joseph S. Rich, an authority on stamps. "Hundreds of mail order houses each day receive from out of town points thousands of dollars worth of stamps, all of which are bought at interior post offices.

"These stamps remain right here in the city and are transferred to smaller houses in part payment, and soon afterward the stamps are doing duty on mail sent through the New York office, but for which that office gets not a cent in revenue.

"Chicago suffers in the same way, as do most of the offices in the larger cities where extensive mail order business is done.

"By this means the Government will be able to find out just how much business is being done in certain minor offices where the postmaster's salary depends upon the amount of stamps he sells, and there is still another use to which the new plan can be put.

"There are many small places having post offices to which they are not entitled by the amount of mail matter that passes through the office. For instance, take a small cluster of houses located not far from the city. Say they have a postmaster, and the number of letters passing through each day is small.

"Well, along comes a postal inspector, looks the receipts and records over, and comes to the conclusion that the business done does not justify the maintenance of a post office. Then he tells the postmaster that there is a possibility of putting the settlement on the rural delivery list.

"The postmaster goes to one of the prominent residents and tells him of the likelihood of losing the post office.

"Now," he says, "you use a couple of dollars worth of stamps each day in your business in the city. Suppose that instead of getting them there you purchase them of me. I will get credit for the sale, and the postal business here will appear to be picking up."

"This is a reasonable proposition; the resident doesn't care to be deprived of the convenience of a nearby office, so he falls in with the plan.

"The same proposition is made to two or three other residents of the place. They also agree.

"The result is that the next time the inspector comes around he finds that a material increase has taken place in the sale of stamps, and will then say to himself: 'Well, this little place seems to be growing. I'll just wait and see about that rural delivery idea.'

"The postmaster goes from one resident to another and induces each to buy from him all the stamps he uses. By this manoeuvre he assures the permanence of the post office at that particular village, although there has not been the slightest increase of business to justify it.

"But some large post office will handle the mail matter, and when the postmaster of the large office asks for a greater allowance owing to the growing business, he is told that the apparent business done as told by his sale of stamps does not justify the increase."

This plan of engraving the names of the city of issue on postage stamps is not entirely new, as it has been followed in Mexico for years. In Liberia also the names of five of the principal towns are engraved upon the stamps.

The problem that faced the collector is well described by another article in the *New York Sun*, this one dated December 16, 1906:

A BONANZA FOR UNCLE SAM.

Proposition That Faces Stamp Collectors.

If the Plans for 1907 Are Carried Out There Will Be 90,000 New Varieties of Stamps on the Market and a Complete United States Collection Will Cost \$55,620.

Stamp collectors are discussing what course to pursue if the present plans relating to United States postage stamps are carried out.

It is proposed to place the name of the State and city of issue on all the United States postage stamps sold at the principal post offices. There are some 6,000 of these post offices. Twenty-six of them will have the name engraved on all the different denominations, while the other 5,974 offices will have the name printed across the face of their stamps after they have been engraved.

There are now issued stamps of the denominations of 1, 2, 3, 4, 5, 6, 8, 10, 13, 15 and 50 cents, and \$1, \$2 and \$5, and a ten cent special delivery stamp. Multiply these fifteen by six thousand, and there is the total of 90,000 varieties. The proposition that confronts collectors can be understood when 25,000 stamps are supposed to represent all the different varieties previously issued in the whole world.

Collectors are by no means overjoyed at this prospective flood of stamps, to collect which will try not only their patience but also their pocketbooks.

While the majority of the specialists will begin with the accumulation of used stamps bearing the different names, which, being fairly plentiful, will not represent so much of an outlay, the advanced collector will want unused copies in his albums as well, and right here the flattening of the pocketbook will begin.

The face value of the present denominations is just \$9.27. Under the proposed system, to get a complete set of unused stamps of all varieties, and that will undoubtedly be the aim of certain collectors, will represent an outlay of \$55,620.

This is a good deal of money to sink in a set of postage stamps, but there will be collectors who will make the expenditure, judging by what they have done in the past. There have been collectors who gathered nothing but postmarks—that is, original letters with the hand stamped postmarks of the thousands of different post offices. Collectors in Germany for a number of years have collected stamps of old Germany and Wurtemberg, which bear the names of the different towns and cities. But the German issues show only about 500 varieties.

If a person carefully thought out a plan to give stamp collectors trouble it could hardly be more successful than this new scheme of Uncle Sam's. As has been the case not a few times before, the United States Government should make a tremendous profit out of the new stamps.

Thousands of dealers all over the world will lay in a stock of the new stamps in unused condition to supply their customers. Expert stamp collectors now say that no matter what action is taken in regard to the printed stamps, they will at first certainly take up the engraved stamps of the twenty-six cities. Each collector in order to get a full set of these stamps will be forced to turn over to the Government \$241.02.

It is estimated that in France, England, and Germany there are more than two million collectors, and there are supposed to be half a million in this country. One can see, therefore, that this plan will be a very profitable one for Uncle Sam even if the purposes for which the stamps are issued are not fulfilled.

After the collector has completed his first twenty-six series of these stamps then he will yearn for more varieties and naturally enough will take up the stamps bearing the printed names. And here again he will also want the unused as well as the used issues, which he will proceed to buy to the limit of his resources.

The ordinary postage stamps are supposed to cost the Government less than 5 cents a thousand, while the special delivery stamps cost less than 10 cents a thousand. From these figures the profit to the Government from the sale of stamps to collectors may be estimated.

A man who has collected stamps for thirty-three years said in speaking of the problem before him that he will undoubtedly get each one of the stamps issued by the twenty-six important post offices, that is, those with the names engraved upon them, and he thinks this will be the course followed by all the collectors at first. He does not think much interest will be taken in the stamps with the printed names, at least not in the beginning.

In the course of time, however, he would not be surprised if the gathering of all the varieties were taken up not only in this country, but in others, for it is a matter of record that almost as much interest is taken in American stamps by foreign collectors as by those in this country.

This surcharging idea gave philately a great deal of publicity in newspapers throughout the world. Most papers ridiculed the idea and "pitied the poor

collectors,—” “Forty years previous Mexico had given up the idea and now a great nation was considering doing what had failed before in that country.” Fortunately the scheme was found to have too many sound objections and it was dropped. One die had been made with a Chicago inscription but it was never used.

The idea of an overprinted cancellation—a precancel—was not new at this time as twenty years previous the Post Office Department had authorized the use of precancels. The early precancels were locally overprinted and this may be said to have been the first attempt on the part of the Post Office Department to have the Bureau compete with local printers for overprinting precancels although the “1907 stamps” had other special purposes. It was not until 1916 that the Bureau over-prints were actually issued, and it was not until then that the idea of the 1907 contract was finally dropped. In 1929 the idea again came to life, and once again the Department ordered stamps bearing the names of a state printed on the face as a means of stopping the sale of stolen stamps. The two states selected were Kansas and Nebraska and as prophesied, in the article previously quoted, collectors wanted a set of every value from each state. Fortunately this was again dropped after only two such state overprinted stamps had been issued.

In addition to winning new converts to the ranks of philately, by the sheer beauty of the designs of this series, there were several new methods of issuing stamps inaugurated that tended to increase the number of collectors, who readily grasped the wide possibility of interesting specialization.

The use of automatic vending machines had greatly increased since the beginning of the twentieth century and the manufacturers soon turned their attention to stamps as a new use for their products. They found, however, that the stamps from perforated sheets, when pasted together and then rolled into coils, were not satisfactory, as the perforations were entirely too fragile and the coiled stamps would not work well in a machine,—they need unperforated sheets which they could privately perforate to fit their own individual requirements. The Post Office Department, therefore, issued stamps unperforated in full sheets to be used for this purpose. This gave collectors new varieties, i.e. the unperforated and those that had special perforations of the various types of machines used at the time.

A short time after the vending machine had been successfully introduced, stamp affixing machines made their appearance. The latter had more influence on the future of coil stamps than did the vending machines and were really the prime factors in the tremendous growth in the demand for this type of issue.

The manufacturers of vending and stamp affixing machines were quite successful in selling the machines but the system of supplying the stamps was found to be unsatisfactory. Users were handicapped by the difficulty of obtaining coils to fit without ordering direct from the makers. The manufacturers felt that if the Department would issue stamps in coils to fit their individual machines and have these on sale at the various Post Offices it would greatly increase the desirability and use of their products.

The vending machines had received the attention of the Post Office Department quite some time before coil stamps were first made by the Bureau. Under order No. 472, dated November 24, 1905, a committee was appointed “to investigate the merits of certain vending machines.” In the report of Postmaster General George B. Cortelyou for the fiscal year ending June 30, 1905, it was stated, “The committee reported that the adoption of automatic machines for the sale of stamped paper would not, for the present, be advantageous.”

George von L. Meyer, who succeeded Mr. Cortelyou, as Postmaster General, was greatly interested in the subject of vending machines and it was mainly due to his efforts and through his cooperation with the manufacturers that coil stamps were issued by the Department. His reports for the fiscal years ending June 30, 1907 and 1908 contained the following comments, which are of great philatelic

interest, as they mark the first steps which led to the many changes in the kind of stamps issued and the method used for printing them. The fascination and the opportunity for study of our twentieth century stamps are mainly due to this interest in "coils" by Postmaster General Meyer, which eventually led to the Rotary Press issues. The report follows:—

**"Report of George von L. Meyer, P. M. G., For the Fiscal Year
Ending June 30th, 1907.**

STAMP—VENDING—MACHINES.

The Department is undertaking to demonstrate by careful experiments the desirability of adopting automatic stamp-vending machines, adapted to receive our 1-cent and 5-cent pieces, for the sale of stamps and postal cards. This method of selling stamps is in use in other countries and the proposition to consider its adoption in the United States has excited no little interest. The use of slot machines has become so universal and popular in other fields that there seems every reason why they should be adapted to the sale of stamps, stamped envelopes and postal cards, provided machines can be built which combine the necessary features of moderate expense and absolute accuracy in operation. Any measure that promotes the convenience of the public should be utilized whenever possible to do so without undue cost.

Their use in Post-Office lobbies will afford an all-night service to the public with no expense for clerk hire, and their use in post-office stations, hotels, railway stations, news stands, department stores, and drug stores will add immeasurably to public convenience. An appropriation of \$25,000 for experimental purposes along this line is estimated for.

The committee appointed to inspect and examine the stamp-vending machines, which had been submitted to the Department for test, examined twelve machines, carefully considering the claims in support of each as made by their representatives and owners. Three proved to be valueless for the purposes of the Department, while all the others possess unquestioned merits. However, not one of the machines was found to be immediately available for use, due to defects in minor parts of construction, which it is claimed, by the inventors, are easy of correction or improvement. For this reason it was deemed best to grant additional time before making an actual working test. This will be done when the machines are finally submitted, some time during the month of December. If the tests then indicate that the machines will meet the requirements of the service they will be placed in several of the larger Post Offices, for permanent use."

**Report of George von L. Meyer, P. M. G., for the Fiscal Year
Ending June 30th, 1908.**

"AUTOMATIC STAMP-VENDING MACHINES

In the last annual report mention was made of the fact that the Department was undertaking to demonstrate by careful experiments the advisability of adopting automatic stamp-vending machines for the sale of stamps and postal cards. Their adoption in post-office lobbies will afford an all-night service to the public with no expenditure for clerk hire, and their use in post-office stations, hotels, railway stations, news stands, department stores and drug stores will add immeasurably to public convenience.

Twenty-five machines were submitted to a committee of this department for test during the year, and six were found to possess sufficient merit to warrant practical trials under actual selling conditions in post-offices. The machines tested were not mechanically perfect, but the owners assert that the defects will be corrected.

I have every expectation that satisfactory machines will result from the work now going on, but this department is not yet prepared to accept any make for its own use.

As a direct result of the department's action much interest has been aroused, and there are to-day in private use a number of American stamp-vending machines."

The only mention of Government Coils of this issue at the time they were current was in the report of the Third Assistant Postmaster General for the fiscal year of 1908. This comment, which follows, was the first mention by the Department reports of special stamps for the vending machines.

"The Department is now prepared to fill requisitions of Postmasters for limited quantities of stamps in Coils or rolls for use in stamp vending and stamp affixing

machines. There is a growing demand for stamps put up in this form, which the Department will endeavor to meet."

The Government coils turned out at the request of the manufacturers of automatic machines, did not have private perforations but were made with the regular Government 12 gauge perforations between the stamps. Philatelic papers made no mention of this new variety, which was issued early in 1908, and today these experimental coils are exceedingly rare, as few were saved, most collectors and dealers not realizing their existence at the time that they were current.

Starting with this series philatelists were able to obtain certain of the low values, showing the same designs but being issued in four different ways, allowing for detail specialization of each of these groups. Collecting of United States stamps in their various forms suddenly developed into a very interesting study and an increasing number of serious collectors turned their attention to them.

The inscription SERIES 1902 in small type appears at the top of the one, three, four, eight, ten, thirteen and fifty cent, and one, two and five dollar stamps. It is also at the top on the two cent Shield stamp. In the other values this inscription appears at the bottom.

The paper used was soft and porous.

Watermarked **USPS** (United States Postal Service) in double line Roman capitals. White gum was used.

Printed by the Bureau of Engraving and Printing.

Size of stamps: $\frac{7}{8} \times \frac{23}{32}$ of an inch.

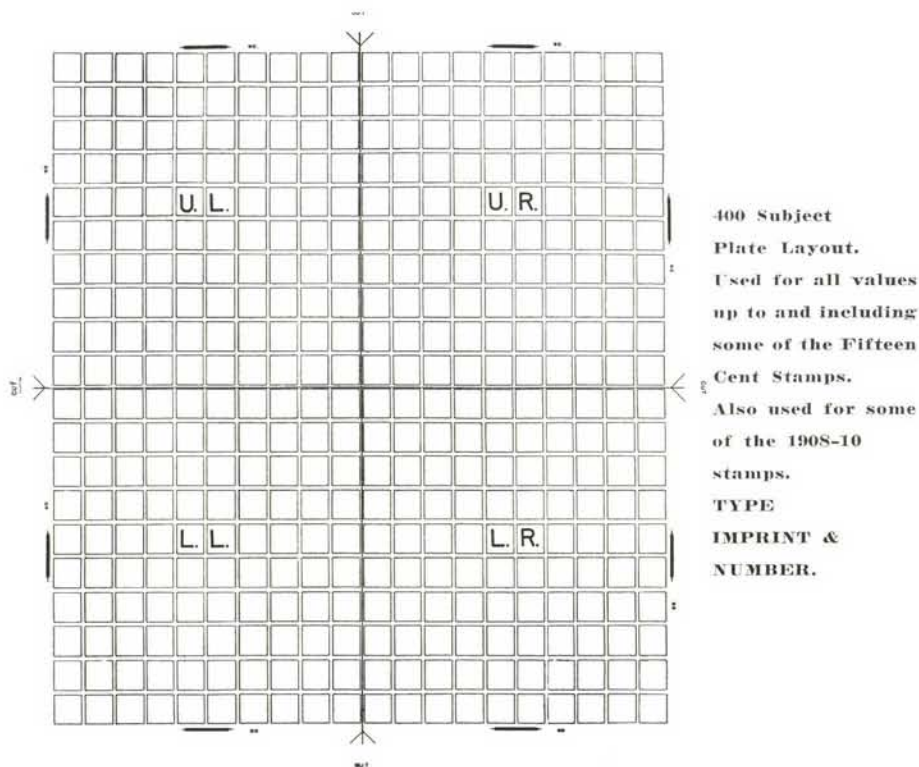
The general description of the SERIES 1902, taken from the Report of Third Assistant Postmaster General C. E. Madden, for the fiscal year ending June 30, 1903, is as follows:

"During the year a new series of postage stamps, known as the 1902 Series, has been issued, to replace the Series of 1894. After the two cent stamp had been issued it was decided that a more artistic design could be made, and the Bureau of Engraving and Printing was requested to prepare one. The improved design was first issued to Postmasters November 12, 1903.

"The name of the person whose portrait is presented appears on each stamp and the years of birth and death. The words SERIES 1902 appear in small type upon each of the stamps, with the legend UNITED STATES OF AMERICA, POSTAGE and the denomination in words in bold faced white letters as well as in Arabic numerals."

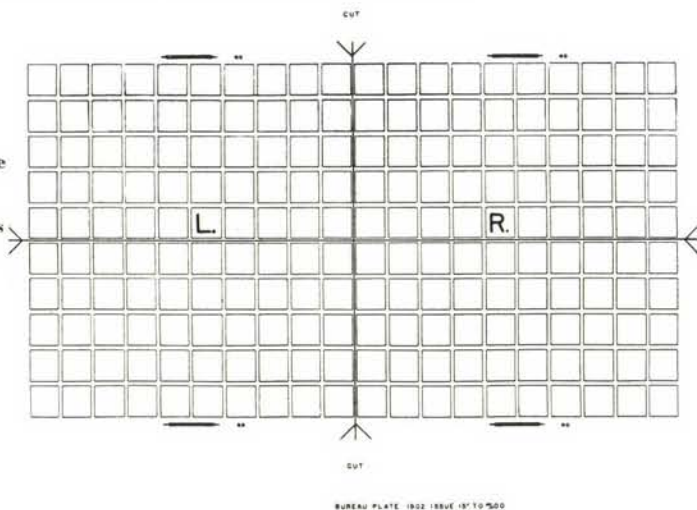
The stamps were printed in sheets of 400 for all denominations up to and including the fifteen cent,—the latter being also printed from 200 subject plates. The fifty cent and higher values were printed from 200 subject plates exclusively. The full sheets of both sizes were divided into panes by horizontal and vertical guide lines terminated by arrow lines in the sheet margins. In addition to these markings some plates of the one cent, the two cent (shield design) and the five cent stamps had a solid ball of color variously spaced in the arrows. No competent information is available as to why they were placed on certain plates. There were eight imprint and plate numbers on each 400 subject plate, two to a pane. The imprint was adjacent to the fifth and sixth rows of stamps at top and bottom and at the sides. The plate numbers followed the imprints on the next adjacent stamps, being above them on the left panes and below on the right panes. This placed the plate numbers over stamp No. 7 in the top panes, below No. 97 on the bottom panes, to the left of stamp No. 31 in the left panes and to the right of No. 70 in the right panes. The plate numbers on the 200 subject plates were only in the top and bottom margins and were placed in the same position as on the larger plates.

For issuance to post offices the perforated stamps of the 400 subject sheets were cut along the vertical and horizontal guide lines into panes of 100 and so issued. The imperforate stamps were issued in full 400 subject sheets. The



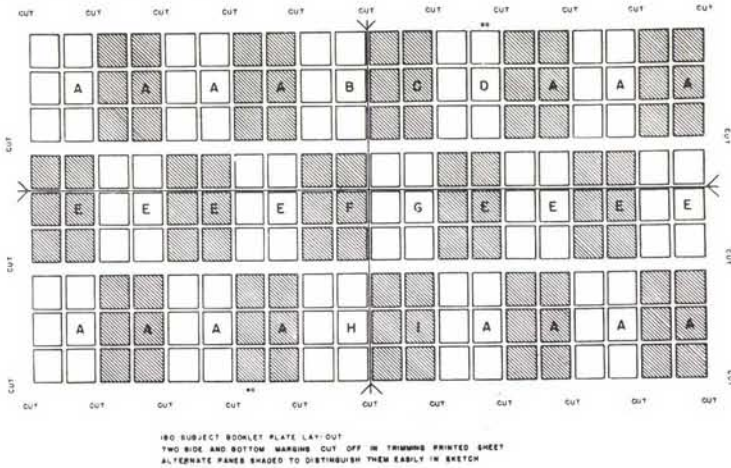
200 subject sheets were cut along the vertical guide lines into panes of 100 for distribution to post offices. There was little demand for the dollar values and these were frequently delivered to post offices in part panes.

200 Subject Plate Layout.
Used for some of the fifteen cent stamps and all higher values
Also used for the high values of the 1908 Issue.
**TYPE
IMPRINT &
NUMBER.**



The booklet panes of six were all printed from 180 subject plates which were also divided into quarter sheets by horizontal and vertical guide lines. The plates consisted of three rows of ten panes each, with a margin at the top of each pane for binding into book form. There were two plate numbers to each

plate and the guide lines were as usual terminated by arrow guide lines in the margin. The marginal markings were not available to collectors except in two positions as, in trimming off the sheet margins only enough remained above the top row of panes to provide a margin for binding into books. The positions available were the top arrow and plate number which appear on the pane margins. The cutting of these sheets into panes of six are described under the one cent booklet stamp heading.



The one cent, Franklin, the two cent Shield design and the five cent, Lincoln were also issued in coils of 500 and 1,000. The two lower values were issued coiled sidewise (perf vertically and imperf horizontally) and also coiled endwise (perf horizontally and imperf vertically) while the five cent was only issued coiled endwise. These were prepared by pasting end to end or side to side strips of twenty stamps which had been perforated in one direction. This resulted in a paste-up pair over the twentieth stamp and a guide line in the center of these strips of twenty.

The watermark was vertical on the 200 subject sheets and on the booklet panes and horizontal on the 400 subject sheets. The direction of the watermark is as listed above but the letters can be found normal, inverted, reversed or inverted reversed when viewed from the gummed side of the stamps.

The stamps printed from the 200 subject plates were of a different size than those from the larger sheets. On the small sheets the grain of the paper was horizontal and all the shrinkage was in the height of the stamp instead of the width. These stamps are therefore wider but not as tall as the stamps from the 400 subject sheets

#300—One Cent, Green. Franklin. Watermarked USPS. Perf. 12.

Issued February 3, 1903.

This stamp was designed by R. Ostrander Smith, who also designed every stamp of this issue with the exception of the two cent Shield type. The die proof was approved by Third Assistant Postmaster General E. E. Madden on December 15, 1902.

The central vignette, a portrait of Franklin, facing one quarter right, after an engraving by M. W. Dodson, after a painting by J. B. Longacre, now in the State Capitol, at Harrisburg, Pa., after a miniature by Duplessis is in a simple line frame with an arched top. On each side of the portrait is the

seated figure of a child, nude except for flowing drapery about the loins; the head and one arm support an Ionic capital on which is superimposed a small United States shield. The other arm is extended upward and holds aloft in the upper corners of the stamp an electric light bulb.



BENJAMIN FRANKLIN

Engraved by M. W. Dodson—After Painting by J. B. Longacre.

“SERIES 1902,” “UNITED STATES OF AMERICA” appear in three lines at the top of the design and under the portrait is Franklin’s name with the dates of his birth and death, “1706-FRANKLIN-1790.” Under this in two straight lines appear “POSTAGE ONE CENT.” The numerals “1” are in the lower corners in elongated panels. The portrait was engraved by G. F. C. Smillie, all decorative ornamental work by R. F. Ponickau and the lettering and numerals by L. F. Ellis.

The stamp first appeared in a light yellowish green and gradually passed through various shades of grey green to a very dark tone. There were two sheets found which showed imperfect printing, on these the ink was so thin that the lettering was barely legible and the design quite indistinct.

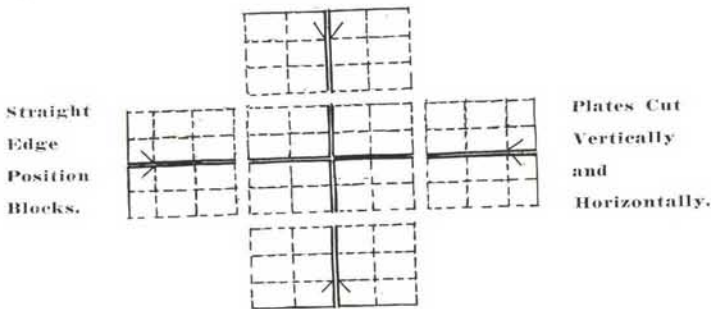
There are some very interesting plate varieties of this stamp as well as several relief breaks which are even more important than the defects of single subjects on a plate as the flaws on the transfer roll will repeat themselves on every stamp entered on the plate from the damaged relief. We are listing some of the important known plate varieties of this issue especially those whose plate position is known. About 900 different plates were used to print this stamp and as each plate contained 400 subjects it would be impossible to list all varieties if all varieties were known.

There are two relief breaks that are easily seen and need no glass while there are two additional breaks which need a glass. In rocking in plate 3365 the raised section of the relief on the transfer roll became broken just below the “2” of “1902” and caused the right end of the tail of this numeral to be joined to the top of the “E” of “POSTAGE.” A little later while the stamps were still being entered on the same plate, the relief again became broken and in approximately the same position. This second break caused a white spot to appear to the right of the previous relief break and now there was a spot of

white between the lower left part of the numeral and the "E" of "POSTAGE." Being on the same relief we have considered this as one of the "two" relief breaks. The other easily seen relief variety plate number unknown is just to the right of the "0" of "1790" and appears as a large colorless triangle in the lower right part of the stamp. Both of these varieties are known on the imperf. as well as the perforated stamps and the first mentioned relief is known on a booklet pane.

Shades.—Pale yellowish green, yellowish green, deep yellowish green, pale grey green, grey green, dark grey green, blue green, deep green, dark green.

- Varieties.**—a: Plate number blocks (imprint and number).
 b: Position blocks.
 1. Right and left halves—top and bottom arrow blocks.
 2. Upper and lower halves—right and left arrow blocks.
 3. Right and left, upper and lower quarters—center line blocks.



c: Relief breaks.

The rolling in of the designs on plate 3365 progressed from LL # 91 (of the printed sheets) to UL # 1—LL # 92 to UL # 2 on so on until UR # 10 had been reached. Between the rolling in of # 2 LL and the stamp above it # 2 UL the design in relief on the transfer roll became broken causing a white dot to appear between the "2" of 1902 and the "E" of "POSTAGE." (Illustrated). This relief continued to be used and just prior to the rolling in of UL # 95 it was further damaged causing another dot to appear to the left of the first one. (Illustrated). The relief with this "two dot" break continued to be used on numerous later plates.



Normal Relief.



"One Dot" Relief Break.



"Two Dot" Relief Break.

Another design in relief on the transfer roll also became broken causing a section of the solid panel to the right of the "0" of "1790" to appear colorless. The plate or plates on which this appears is not known. (Illustrated).

Another relief break occurred in the vertical lines at the left of the colored panel around "1706." The lines did not all break at once and have been found in 7 stages of the break. (Illustrated).



Relief Breaks



Still another relief break resulted in several of the vertical lines to the left of the "U" of "UNITED" being incomplete.

d: Double Transfers.

There are many double transfers of this stamps, only a few are illustrated. A copy with straight edge at left shows a strong westward doubling. (Illustrated).

A northwestern double, position unknown, shows added lines in various part of the design as well as outside the top and left frame lines. (Illustrated).

Another double, position unknown, shows added lines through much of the design, the first entry having been misplaced downward and to the right. (Illustrated).



Westward
Double, Straight
edge at the left.



Northwestern Double.



Southeastern Double.

Positions Unknown.

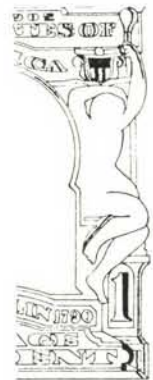
An upward double transfer shows in the upper part of the design. (Illustrated).

Stamp #91 of the lower left pane of plate 3367 has a double transfer. (Illustrated). This plate was rocked in by the "two dot" relief break transfer roll.

A single copy, position unknown, shows a marked eastward double along the right side. (Illustrated).




Upward Double.
Position Unknown.



Eastward Double.
Position Unknown.

#91 LL. 3367.
This has the "2 dot" relief break.

A single copy, position unknown, shows a downward double throughout the entire stamp. Only the doubling of the frame design is illustrated.



Complete
Double
Transfer.



Two Way
Double
Transfer.

Position Unknown.

e: Two-way double transfer.

A single copy, position unknown, shows a westward doubling and downward doubling each seeming clearly to have come from a separate entry. (Illustrated).

f: Shifted Transfers.

There are many shifted transfers of this stamp which, having been entered from bottom to top, shows the added lines doubled downward in the lower part of the design.

Plates 3365 and 3367 have a shifted transfer on almost every stamp. These may be divided into minor shifts which show doubling of the lines at left and right of "POSTAGE," (Illustrated) and major shifts which show a wider doubling of the lines and also in the letters of the lower label. (Illustrated).

One exceptional strong shift has been found, position unknown, where the doubled lines are obvious as far up as the top of the head. (Illustrated).

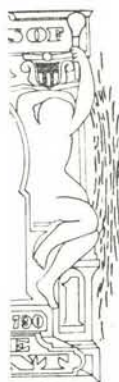
g: Cracked plate.

A beautiful series of surface cracks at the right have been seen on a copy, position unknown. (Illustrated).



Usual Shift.

This type of shift is found on many copies from plates 3365 and 3367.



Cracked Plate.



Strong Shift.

Several positions of plate 3365 and plate 3367 show such a shifted transfer.

Plates used:

Through the courtesy of A. E. Owen we are able to submit a full list of the plates used for this series. The Bureau of Engraving and Printing did not regard stamp matters in the same light as do philatelists and the early records regarding plates made and not used are very incomplete. Through the efforts of Mr. Owen the history of almost every plate has been recorded and many plates generally listed by the Bureau as not having been used are now listed as having gone to press.

- 1541—42, 43, 44, 45, 46, 47, 48, 49, 50, 51, 52, 78, 79, 80, 81.
 1608—09, 10, 11, 25, 26, 27, 28, 34, 35, 36, 37, 38, 39, 40, 41, 51, 52, 53, 54, 55, 56, 57, 58, 59, 60, 61, 62, 80, 81, 82, 83.
 1700—01, 02, 03, 20, 21, 22, 23, 25, 26, 27, 28, 33, 34, 35, 36, 37, 38, 39, 40, 93, 94, 95, 96.
 1801—02, 03, 04, 21, 22, 23, 24, 65, 66, 67, 68, 69, 70, 71, 72, 73, 74, 75, 76, 81, 82, 83, 84, 97, 98, 99.
 1900—45, 46, 47, 48, 53, 54, 55, 56, 57, 58, 59, 60, 73, 74, 75, 76, 77, 78, 79, 80, 81, 82, 83, 84, 85, 86, 87, 88.
 2029—30, 31, 32, 37, 38, 39, 48, 53, 54, 55, 56, 61, 62, 63, 64, 77, 78, 79, 80, 85, 86, 87, 88, 89, 90, 91, 92.
 2141—42, 43, 44, 73, 74, 75, 76, 81, 86, 87, 88, 93, 94, 95, 96.
 2257—58, 59, 60, 73, 74, 75, 76, 81, 82, 83, 84, 85, 86, 87, 88.
 2310—11, 12, 13, 91, 92, 93, 94.
 2407—08, 09, 10, 15, 16, 17, 18, 51, 52, 53, 54, 68, 69, 70, 71, 84, 85, 86, 87, 92, 93, 94, 95.
 2500—01, 02, 03, 52, 53, 54, 55, 60, 61, 62, 63, 80, 81, 82, 83, 84, 85, 86, 87.
 2645—46, 47, 48, 75, 76, 77, 78, 93, 94, 95, 96, 97, 98, 99.
 2700—33, 34, 35, 36, 37, 38, 39, 40, 45, 46, 47, 48, 49, 50, 51, 52, 53, 54, 55, 56, 57, 58, 59, 60, 61, 62, 63, 64, 89, 90, 91, 92, 97, 98, 99.
 2800—01, 18, 19, 20, 21, 22, 23, 24, 25.
 2907—08, 09, 10, 11, 12, 13, 14, 15, 16, 17, 18, 19, 20, 21, 22, 27, 28, 29, 30, 35, 36, 37, 38, 39, 40, 41, 42, 43, 44, 45, 46, 47, 48, 49, 50, 91, 92, 93, 94, 95, 96, 97, 98, 99.
 3000—01, 02, 15, 16, 17, 18, 24, 26, 29, 34, 35, 37, 38, 39, 40, 41, 43, 82, 95, 96.
 3103—04, 19, 20, 21, 22, 23, 24, 25, 26, 27, 28, 29, 30, 31, 32, 33, 34, 78, 82, 86, 89, 94.
 3201—03, 07, 14, 17, 20, 23, 24, 25, 26, 27, 28, 29, 30, 31, 32, 33, 34, 39, 43, 44, 45, 46, 47, 52, 61, 66, 83, 84, 85, 86, 87, 90, 93.
 3320—64, 65, 66, 67, 70, 71, 73, 74, 77, 78, 79, 80, 81, 82, 83, 84, 85, 86, 91, 92, 93, 94, 96.
 3400—01, 02, 04, 07, 76, 77, 82, 83, 85, 89, 92, 94, 95, 99.
 3500—06, 09, 15, 18, 29, 30, 35, 58, 67, 88, 90, 96, 98, 99.
 3692—96.
 3704—10, 14, 19, 25, 26, 31, 38, 41, 42, 46, 47, 48, 49, 50, 51, 52, 57, 60, 61, 64, 68, 69, 71, 72, 76, 77, 78, 81, 82, 83, 85, 86, 88, 89, 90, 91, 93, 94, 95, 97, 98.
 3800—03, 05, 09, 13, 15, 18, 74, 75, 80, 81, 82, 85, 87, 89, 90, 91, 93, 94, 98.
 3900—01, 05, 07, 09, 10, 14, 17, 19, 21, 22, 26, 30, 33, 36, 37, 38, 42, 43, 44, 47, 49, 50, 51, 52, 53, 57, 58, 59, 60, 61, 65, 66, 67, 68, 71, 72, 73, 74, 76, 77, 78, 79, 80, 82, 83, 84, 86, 87, 88, 90, 91, 92, 93, 94, 95, 96.
 4130—31, 34, 35, 36, 37, 38, 39, 42, 43, 44, 47, 48, 49, 50, 51, 54, 55, 56, 57, 60, 61, 62, 63, 64, 65, 68, 69, 70, 71, 72, 76, 77, 78, 79, 81, 83, 91, 92, 93, 98, 99.
 4201—16, 21, 28, 29, 32, 33, 34, 36, 37, 40, 41, 46, 52, 53, 57, 58, 59, 65, 66, 70, 73, 74, 78, 81, 82, 87, 88, 90, 93, 94, 95, 96, 97.
 4301—02, 03, 04, 05, 09, 10, 11, 14, 19, 24, 25, 28, 34, 40, 41, 47, 48, 49, 54, 55, 56, 62, 66, 70, 71, 76, 86, 87, 92, 97.
 4403—12, 13, 21, 22, 27, 28, 32, 36, 40, 50, 53, 55, 58, 62, 66, 67, 72, 73, 74, 78, 79, 80, 84, 85, 86, 91, 92, 93, 94, 98, 99.
 4504—05, 06, 11, 17, 29, 33, 39, 47, 54, 59, 62, 65, 66, 67, 71, 73, 74, 78, 82, 85, 86, 91, 92, 97.
 4600—01, 03, 05, 06, 08, 09, 10, 18, 19, 20, 21, 22, 23, 26, 29, 30, 33, 37, 40, 41, 45, 56, 73, 74, 75, 79, 80, 81, 82, 88, 91, 94, 98, 99.
 4700—02, 05, 06, 10, 12, 13, 17, 19, 22, 23, 24, 27, 29, 33, 34, 37, 38, 42, 44, 48, 52, 53, 57, 58.

Plates not used,—

3927.

4762—63, 67, 68, 73, 74, 78

**#300-b—One Cent, Green. Franklin, Booklet. Watermarked USPS.
Perf. 12.**

Issued March 1, 1907.

It was in 1900 that the first booklet panes were issued for the two cent denomination, but it was not until this late date, more than four years after this design had appeared, that the first one cent booklet panes were issued. These stamps were perforated 12 gauge between subjects, three rows of two stamps each, and imperforate at the sides and the bottom, the top pair being perforated between the stamps and the margin which was used for binding into book form. The watermark on these stamps runs vertically, i.e. reading from top to bottom or bottom to top of the panes instead of across the designs as on the sheet stamps. It is well to remember this when buying a pane of this variety as these early booklets were almost entirely overlooked and are much scarcer than a block of six from the sheet issue of this value.

The special plates of 180 subjects which were made especially for booklet panes resulted in certain varieties not obtainable in sheet stamps. There are 9 collectable position panes but the most interesting are these from the horizontal center of the plate as these have the horizontal guide line passing through the pane, below the top pair of stamps. The vertical guide line passes between the fifth and sixth rows of panes. Next to the pane showing the horizontal guide line, those having a plate number are most sought after by collectors.

Arthur E. Owen has called our attention to a major oddity of plate number location on these booklets. Plate number 3472 is over the left stamp instead of the right.

Though special plates were made for this form of issue, the same transfer rolls were used for rocking in the plates and some of the relief breaks found in the ordinary issue are also found on the booklet panes.

Shades,—Greyish green, dark green.

Varieties,—a: Position panes on 180 subject plates.

- A—Ordinary pane.
- B—Pane with half of arrow line in margin, guide line at right.
- C—Pane with half of arrow line in margin, guide line at left.
- D—Pane with plate number on margin.
- E—Horizontal guide line thru pane.
- F—Horizontal guide line thru pane, vertical guide line at right.
- G—Horizontal guide line thru pane, vertical guide line at left.
- H—Vertical guide line at right.
- I—Vertical guide line at left.

Pane "A" occurs fifteen times on each plate; "E" occurs eight times and all others only once on these 180 subject plates.

b: Relief break.

The two dot relief break between the "2" of "1902" and the "E" of "POSTAGE" has been found on these booklets.

c: Double transfers.

Several copies have been found with straight edge at side which show small double transfers. These may have come from booklet plates.

d: Plate number over left stamp instead of right.

Booklet Plates used,—

- 3339—40, 41, 42.
- 3468—69, 71, 72, 74, 75, 79, 80.
- 3503—08, 10, 14.
- 4544—50, 53, 57.

Booklet Plates not used,—

- 4563—68, 72, 76, 79, 83, 89, 93.

#314—One Cent, Green. Franklin. Watermarked USPS. Imperf.

Issued October 2, 1906.

These were issued in full sheets of four hundred subjects divided into panes of one hundred by the horizontal and vertical guide lines which remained uncut. These lines appeared on the private coils every twenty stamps, which length was divided in half by a paste up which joined the strips together. They were printed from the same plates as were the perforated varieties.

Most of the imperforate sheets were used for the manufacturing of private coils. Some of them, however, fell into the hands of philatelists and varieties not found in the perforated sheets are obtainable in these stamps.

Only 5,015,000 copies were issued and as most of them were cut into strips for vending machines the imperforate stamps are much more desirable than the perforated ones, blocks showing arrows or centre line being especially so.

There were no special printings and as requisitions came to the Bureau for unperforated stamps they were removed from the "work in process" before they were sent to the perforating machines. As a result, in spite of the small issue and the short time they were current there are a number of shades in this variety.

Among the plates used for these imperforate stamps were those having the solid ball of color near the end of the guide lines, being variously placed in the arrows. A set of arrow position blocks of this stamp seen shows the "ball" at the ends of the guide lines which are in the center of the arrows, on all positions except the left arrow in which case the "ball" is again in the center of the arrow but the guide line continues through it to the edge of the sheet. Complete arrow and center line blocks of this stamp showing the "ball" markings are especially scarce. On plate No. 3120 the "ball" is not entirely filled in but consists of a circle having a diameter of about 3mm with the top half solid color and the lower part just the outline.

Shades,—Pale grey green, grey green, deep grey green, blue green, deep green.

Varieties,—a: Imperf. position blocks.


1. Center line block.
2. Top, bottom, right and left arrow blocks.
3. Arrow blocks with solid "ball."
4. Arrow blocks with half solid "ball."
5. Block with vertical guide line between.
6. Block with horizontal guide line between.
7. Plate number blocks (imprint and number).

b: Private coils.


There were four main types of private perforations used for the 1902 issue, each of which had two or more sub-divisions, of these one was used only for the two cent. Different kinds of private perforations were made for use in the various types of vending and stamp affixing machines. The illustrations shown are photographic copies of the varieties as made by the machine manufacturers who would perforate the entire sheets, which had been pasted together in strips of fifteen sheets, end to end or side to side, then cut into strips and rolled into coils of 3,000. Private perforations used for this series are illustrated herewith. Additional varieties were used in later issues and will be illustrated as they first occur, thereafter only being listed.

- A: Schermack I.....Perforated vertically.
 B: Schermack II.....Perforated vertically.
 C: Schermack III.....Perforated vertically.
 D: U. S. Automatic Vending Co. I.....Notched horizontally.
 E: U. S. Automatic Vending Co. II.....Notched and perforated vertically.
 F: U. S. Automatic Vending Co. III.....Notched vertically.
 G: Brinkerhoff I.....Perforated horizontally.
 H: Brinkerhoff II.....Perforated horizontally.


SCHERMACK



Type I




Type II




Type III


U. S. AUTOMATIC




Type II



Type I



Type III



Type I

BRINKERHOFF

PRIVATE
COILS.



Type II

c: Relief Breaks.

Among the plates used for the imperforate stamps was # 3365 on which the "one dot" and "two dot" relief break first occurred. Larger units of this plate were likely to have been saved of the imperfs. than the perforated issue and many of the blocks and plate positions from this plate are much more desirable than from most of the others. Being issued in full unsevered sheets certain particularly choice position blocks are available. The most interesting block from this sheet, and one not available from any other form of issue, is the left arrow block of four. The two stamps adjacent to the sheet margin show the normal relief (although the lower stamp has a shifted transfer), the lower right stamp of this block also shows the normal relief (with a shift) while the upper right stamp shows the FIRST ONE DOT RELIEF BREAK.

We have seen a cover dated March 10, 1908, mailed from Hot Springs, Va., which contained a block of 18 of the imperf. stamps. These included the upper right plate number block from # 3365 and showed the "two dot" relief break on each stamp. This block also showed 13 large shifts and 5 small ones.

Another interesting plate number block is the side block from the upper left pane which shows the normal relief on the left row of stamps and the broken relief on the right row. These are in addition to several shifted transfers. The broken relief on these stamps are the "one dot."

The relief break to the right of the "0" of "1790" has also been found on the imperf stamps.

d: Double Transfers.

Plate 3367 having been used for the imperf issue, the double transfer on #91 LL also exists on this stamp. (See #300).

e: Shifted Transfers.

Both major and minor shifts have been found on the imperf. issue.

Plates used for printing imperforate stamps,—

3119—20, 21, 22.
 3228—30, 31.
 3364—65, 66, 67.
 4149.
 4296.
 4370—71, 76, 86.
 4474—93, 98, 99.
 4505—59.
 4608—81, 82.

**#316—One Cent, Green. Franklin. Endwise Coil. Watermarked
 USPS. Perf. 12 Horizontally.**

Issued February 18, 1908.

These first government coils were in the nature of an experiment and collectors and dealers of the time gave them scant heed, most of them not being aware of their existence. The output was very small, as less than a year later new designs superseded this series. As a result many of these coils are extremely rare and frequent attempts have been made to counterfeit them.

It is well to remember that these scarce coil stamps can be made to resemble the genuine Bureau output and that copies should be bought from dealers who not only have a reputation of absolute honesty but who are known to have considerable knowledge of these stamps though honesty is far more important. The first check of the genuineness of the endwise coils of the one and two cent values is the watermark. The letters of the watermark MUST read horizontally for clipped copies of booklet panes would have the genuine government perfs. but the watermark would show up the fraudulently made coil by being vertical. This test being safely passed the next check is the perforations and this should be made by laying the coil over a pair of normally perforated stamps and then carefully checked to see that each perforation aligns properly for poor spacing is the usual evidence of faked perforations. When the coil has passed all these tests have it "Expertized" by the "A. P. S. Board of Experts" who will issue a certificate as to its genuineness if it also passes their critical examination. There is a small fee charged for this important function of the *American Philatelic Society* and it is money well spent.

The coil stamps were made from regular sheets of four hundred, perforated twelve in the horizontal gutters between the stamps. After being thus partly perforated they were cut vertically into strips of twenty. The strips were then pasted together forming rolls of 500 and 1,000 and so delivered to the Post Offices. The guide lines and paste ups occur in the same positions as on the private coils. Standard issues of coil stamps are always perforated between the stamps and imperforate on the edges. This type of coil is known as an endwise coil, i.e. one stamp is above the other with the perforations horizontal and the vertical sides of the stamp imperforate,—it is also called a "vertical coil" and a "perf horizontal coil."

This endwise variety is much scarcer than the sidewise coil of this issue, though appearing almost six months prior to the latter. Being merely an experiment the distribution of this type was very limited with the result that few fell into the hands of philatelists before being replaced by the new issue. Most of the available supply had been used for postage in machines especially adapted for endwise coils.

Shades,—Blue green.

Varieties,—a: Guide line pair.
b: Paste up pair.
c: Paste up pair showing plate number.

**#318—One Cent, Green. Franklin. Sidewise Coil. Watermarked
USPS. Perf. 12 Vertically.**

Issued July 31, 1908.

This type differs from the endwise coil only in the position of the perforations and the imperforate sides. On this variety each stamp adjoins the other horizontally with vertical perforations, the top and bottom edges being straight edge. It is known as a "sidewise coil" or a "perf vertical coil." In this type the guide line is vertical but occupies the same relative position as in the other.

There had long been a mistaken idea on the part of collectors and dealers regarding these "part perfs," many believing them to be "imperforate between" the stamps. The latter type is not a coil stamp but an error on the part of the Bureau in operating the perforating machines.

Though not as scarce as the previous variety this coil is very desirable.

This too, is frequently counterfeited and the same care must be taken in buying this sidewise coil which was also an experimental issue. These are not likely to be faked from a booklet pane and the perforations are the signs to be checked for irregularities.

Shades,—Blue green.

Varieties,—a: Guide line pair.
b: Paste up pair.
c: Paste up pair showing plate number.

Number issued,—

The Reports of the Director of the Bureau of Engraving and Printing regarding the number of one cent stamps of the Series of 1902 delivered to Postmasters during the fiscal years ending June 30, are as follows:

	Ordinary	Booklets
1903.....	568,212,426	
1904.....	1,334,969,800	
1905.....	1,475,394,100	
1906.....	1,706,257,400	
1907.....	2,037,117,300 (a)	25,850,400
1908.....	2,573,458,400 (b)	42,687,360
1909.....	1,377,088,548 (b)	33,126,240
Total.....	11,072,497,974	101,664,000

(a)—Includes imperf. issued.
(b)—Includes imperf. and Coils.

#301—Two Cent, Carmine. Washington. Watermarked USPS.
Perf. 12.

Issued January 17, 1903.

The portrait of Washington, facing one quarter left, is after a painting by Gilbert Stuart. The frame, a well balanced cartouche, with an elliptical centre, has a slightly curved top containing the words "UNITED STATES OF AMERICA." American flags fall gracefully on either side, with Arabic numerals "2" appearing in the lower corners. "WASHINGTON" is in a curved panel beneath the portrait with the two dates "1732-1799." "POSTAGE TWO CENTS" is in two straight lines at the base of the stamp. R. O. Smith spent considerable time on this design and the Department felt that the results were most gratifying. The portrait was engraved by G. F. C. Smillie, from the original painting in the Museum of Fine Arts in Boston. It is the property of the Boston Athenaeum Society. Mr. Smith's original sketch for this design is illustrated, together with a photograph of the American flag, draped, used by the artist in making the final drawing. The frame and the lettering were engraved by G. Rose and R. Ponickau.



The Unfinished Portrait of
George Washington by Gilbert
Stuart.

This was the model used for
thirty or more so-called
"Athenaeum Portraits."

Now in the Boston Museum of
Fine Arts, the property of the
Boston Athenaeum Society.

Several sketches were prepared for this stamp. One showed the frame later used for the eight cent stamp (illustrated) and it is of interest to note that on this preliminary design the dates of Washington's birth and death are 100 years later than the correct dates. The accepted frame was first tried using an engraving of the Washington bust by Houdon (illustrated).



Flag Used as a Model by R. O. Smith in Designing the 2-Cent Flag Stamp.



Preliminary Sketch by R. O. Smith.



First Design by R. O. Smith.



Trial of the Eight Cent Frame for the 2-Cent Stamp. Note dates 1832-1899.

On November 9, 1902 a New York newspaper mentioned the new flag stamp and spoke of the beauty of the design which at that time had reached the proof stage. Speaking of the beauty of the artistic effect it stated:

FLAG ON TWO-CENT STAMPS.

For the first time since 1869 says the Boston Transcript the Post Office Department, with the issuance of the new series of stamps now in preparation, will make use of the American flag in one of its designs. This will be a part of the two-cent stamp, which, by the way, will bear little resemblance to the one now current. The familiar portrait of Washington will be succeeded by a photograph taken from Gilbert Stuart's famous painting. This bust of Washington, so long known to the

stamp-issuing public, was drawn from Houdon's profile cast. Stamp experts think that this new two-cent stamp, with its superb likeness of Washington, its draped flags, its wreaths of laurel leaves in the lower corners, and the general balance of text and artistic effect, together with the remarkable excellence of the mechanical work, will make this the finest postage stamp ever produced.

When the Philatelic writers of the day saw the die proof of this stamp they too, proclaimed it a masterpiece, but unfortunately when the stamp itself appeared the result was most disappointing. The die proof had been made in black and the fine details showed particularly well on both India paper and cardboard, but when the stamps were printed on the regular stamp paper by fast presses, red ink plus the dampened stock gave a very mediocre effect, and the finished stamp did not compare in beauty with the one it replaced. The Post Office Department was flooded with letters criticizing this stamp, and newspapers joined the universal agitation. The *New York Times* voiced the general opinion of the day by writing "that if not labeled WASHINGTON it could be taken for ADAMS, MADISON or MONROE." They further stated that the stamp looked like a caricature of the famous Stuart painting and some papers claimed that it might be a picture of "Mr. Dooley." Many felt that the portrait should have been fine enough to have sufficient identifications without making it necessary to append a title. Some of the copies, in fact, were so poorly printed that they were often believed to be counterfeits.

It was quite apparent that the complaints made a strong impression upon the Post Office Department, and in less than two months after the stamp had been issued the Third Assistant Postmaster General decided to supersede it with another.

When the news became public that the stamp would be replaced, the Department was again deluged with mail, but in most cases these letters were in favor of the current design. The Post Office Department, however, had decided on the change and proceeded with designs for a new stamp.

The total quantity can only be approximated as the new design was issued during the second quarter of the fiscal year ending June 30th, 1904. The report for the fiscal year of 1904 has been divided into three sections,—first, the quarter ending September 30, 1903, during which only this "flag" stamp was issued; second, quarter ending December 31, 1903, during which both stamps were being issued, and third, the balance of the year, during which only the second two cent "Shield" stamp was being printed.

This "flag" design having been replaced long before the Department furnished stamps in imperforate sheets or in coils, it does not exist in either of these two forms.

Shades.—Rose red, deep rose red, carmine, deep carmine, red, bright red.

Varieties.—a: Usual four pane positions blocks (see 1c # 300).

b: Plate number block (imprint and number).

c: Double Transfer.

A northwestern doubling shows at the top of the left flag and in the lower label. (Illustrated).

A northeast double shows above to top frame line, to right of the design and in the upper and lower panels. (Illustrated).

An eastward double shows inside the left vignette frame line, both numerals, etc. (Illustrated).

Another northwestern double shows to the left of the flag and above the top frame line. (Illustrated).

A marked downward double which shows throughout most of the design including the vignette also has a series of cracks below the bottom margin. (Illustrated).

The stamp over the right end of a lower imprint from plate 1568 shows a western doubling. (Illustrated).

d: Shifted Transfer.

Unlike most stamps of this group, the usual shifts discovered show the shift at the top instead of at the bottom. A copy, position unknown, has the top frame line doubled. (Illustrated).


Another copy shows a doubling at the upper right corner due to a twisted shift. (Illustrated).



Northwestern



Northeastern



Eastern

DOUBLE TRANSFERS



Northwestern



Southern Double and Cracked Plate




#96 L. ? 1568



Upward Shift



Twisted Shift



SURFACE CRACKS

e: Cracked plates.

Numerous copies have been found showing a series of fine cracks at the sides of the stamps. Some typical cracks are illustrated.

Two cent "Flag Type" plate numbers,—

- 1513—14, 15, 16, 17, 18, 19, 20, 21, 22, 23, 24, 25, 26, 27, 28, 29, 30, 31, 32, 33, 34,
35, 36, 53, 54, 55, 56, 57, 59, 60, 61, 62, 63, 64, 65, 66, 67, 68, 69, 70, 71, 72,
73, 74, 75, 76, 77.
1603—04, 05, 06, 12, 13, 14, 15, 16, 17, 18, 19, 21, 22, 23, 24, 43, 44, 45, 46, 47, 48,
49, 50, 68, 69, 70, 71, 72, 73, 74, 75, 76, 77, 78, 79, 84, 85, 86, 87, 92, 93, 94,
95, 96, 97, 98, 99.
1704—05, 06, 07, 08, 09, 10, 11, 12, 13, 14, 15, 16, 17, 18, 19, 24, 29, 30, 31, 32, 41,
42, 43, 44, 45, 46, 47, 48, 49, 50, 51, 52, 53, 54, 55, 56, 57, 58, 59, 60, 61, 62,
63, 64, 65, 66, 67, 68.

Plates not used,—

1558.

#301-c—Two Cent, Carmine. Washington, Booklet. Watermarked USPS. Perf. 12.

Issued January 24, 1903.

The popularity of booklets having been well established in the previous issue this variety of the two cent stamp appeared a short time after the ordinary stamp.

Twenty-four special 180 subject plates were made for printing these booklet stamps, and of these plates all but four were used. During the short time that this stamp was current almost 130,000,000 were issued in booklet form, but in spite of the large quantity issued few collectors realized their philatelic value and a comparatively small quantity was saved.

Booklet panes of six are as much a collectible variety as are coils and imperforates. The position panes make interesting study and more collectors are turning their attention to these varieties.

Large quantities having been issued at one time, printings were quite infrequent and there was little variation in the color.

Shades.—Rose red, carmine red.

Varieties.—a: Usual 180 subject plate pane positions (see # 300 Booklet).

Booklet plates used,—

1582—83, 84, 85, 94, 95, 96, 97.
1664—65, 66, 67, 88, 89, 90, 91.
1769—70, 71, 72.

Plates not used,—

1788—89, 90, 91.

Quantities issued,—

Fiscal year ending June 30, 1903	1,609,279,626	64,805,760
Quarter ending Sept. 30, 1903	714,946,200	41,419,920
Quarter ending Dec. 31, 1903	937,315,600*	48,884,800†
	3,261,541,426	155,110,480

*Note: This includes the Shield type issued November 12, 1903.

†This includes Shield type 'Booklet.'

#319—Two Cent, Carmine. Washington, Shield Design. Watermark- ed USPS. Perf. 12.

Issued November 12, 1903.

This stamp, although inscribed "SERIES 1902" did not appear until almost the end of 1903. The Government lists this, in its reports, after the Flag Type two cent stamp and refers to it as the "Two cent Revised Design." We will, therefore, place it in the same order.

The background is a United States shield, in the centre of which is a simple lined vertical frame with a slightly curved top and indented base, enclosing a portrait of Washington, facing one quarter left, after a painting by Gilbert Stuart. In the lower corners are the numerals "2" each framed with a small wreath, laurel on the left and oak leaves on the right,— "UNITED STATES OF AMERICA" in two curved lines on the upper part of the Shield, and "WASHINGTON—1732-1799" on a ribbon under the portrait,— "POSTAGE TWO CENTS" "SERIES 1902" in three straight lines across the base of the Shield. The die was engraved by Messrs. Smillie, Ponickau and Rose, after the design by C. A. Huston.

The Department and the Bureau went to the opposite extreme in designing this stamp and with its rather crude lines and poorly balanced parts it is the

least artistic of the entire series. The shield on the issued stamp was slightly modified from the standard United States shield to better fit the stamp design. On an early engraving of the die for this stamp there was a star between the "D" of "UNITED" and the "S" of "STATES." This star and those above the "T" of "UNITED" and the second "S" of "STATES" were also larger and more nearly in proportion to the rest of the shield than on the design finally approved for the finished stamp. The Bureau artist might have taken a bit more liberty with the shield and improved the appearance of the stamp. The part of the stars that can be seen just above the "N" and "A" of "UNITED STATES" could have also been omitted without detracting from the shield. These part stars were believed by one collector to have been caused by a damage to the master die and he reported that "all copies seen show triangular white marks over both the "N" and "A" of "UNITED STATES." This is of course not correct as these are stars and are found in the same form on the die proofs of the finished stamps.

Considering the tremendous quantity issued to postmasters the limited number of collectible freaks is a mute though thorough refutation of the theory that most errors are specially made. In June 1907 a block of twenty-five was found at the Washington Post Office, imperforate horizontally, according to J. M. Bartels,—of these ten were used for postage and the balance, consisting of two blocks of six and a strip of three, are now in the hands of collectors. The Postmaster at San Francisco received a package of these stamps in which several sheets had the perforations missing between the two top rows, according to Scott's Specialized U. S. To facilitate their separation the postmaster had the imperf. rows rouletted and the stamps sold over the counter. There are, therefore, some blocks and vertical pairs perforated all around and rouletted between. Another part-perf. variety is very similar to the San Francisco find but these were not rouletted. A sheet was found containing no perforations in one horizontal row. This was a bottom pane and the perforations were missing between the ninth and tenth horizontal rows, it is therefore possible to obtain vertical pairs or blocks that are perforated all around but imperf. horizontally between. This must not be confused with the stamps mentioned above which are imperf. horizontally as those have NO HORIZONTAL PERFS. and they are generally not as scarce as the "Imperf. between" items.

Several plates of this value were issued with the solid "ball" variously placed in the guide line arrows. On plate No. 2631 the "ball" is next to the guide line instead of on the line as on the one cent and five cent stamps seen with these markings. On this plate there is no consistency as to the location of the "ball", on three positions seen, the "ball" is at the left of the vertical guide line at the top, and at the right in the bottom arrow while on the right side it is above the horizontal guide line. The "ball" markings have also been reported on plates No. 2848 and No. 2869, but the position of the "ball" is not known. On plate No. 2813 the top arrow shows the "ball" directly on the guide line in the center of the arrow.

Being current for more than five years it is natural that many plates be made and used to turn out more than twenty billion stamps. There are many worthwhile plate varieties of this stamp and it is of course impossible to list or illustrate all of them. Effort has however been made to list or illustrate all the most important varieties reported to date and those where the plate number is known. Of the plate varieties the classic is from a bottom pane of plate 4735 where a plate strip of three shows a double transfer on all three stamps and the center has in addition a shifted transfer. The doubling on all three stamps is upward while the shift is as usual, doubled downward at the bottom of the design. A left plate number block of six from plate No. 4085 also shows some interesting varieties.

Aside from the plate varieties the most interesting feature of this stamp is the tremendous variety of shades of red, carmine and lake, in which it appeared. It is possible to obtain this stamp in over one hundred different gradations of shade and color issued during the five years it was current. We have listed only the main color variations and these each have three more subsidiary colors. The author's collection contains 100 blocks of different shades of this stamp generally classified in more than twenty-five varieties of color. The color names were arrived at by checking color charts and colored bird and flower books. It will be noticed that many of the color names consist of two colors. In that case the first mentioned is the cast of the color while the latter is the basic color. The most contrasting colors are the shades of vermilion, lake, carmine and bright carmine rose with the last being the most desirable.

Shades.—Pale vermilion, vermilion, scarlet vermilion, pale scarlet, scarlet, deep scarlet, pale red, light red, red, bright red, carmine red, bright carmine red, carmine red, deep carmine red, light dull carmine, dull carmine, deep carmine, bright carmine, deep dull carmine, deep bright carmine, bright carmine lake, carmine lake, deep carmine lake, pale lake red, bright lake red, lake red, deep lake red, lake, bright carmine rose.

Varieties.—a: Usual four pane position blocks.
 b: Plate number blocks (imprint and number).
 c: Imperf. horizontally.
 d: Vertical pair imperf. between.
 e: Vertical perforated pair rouletted between.
 f: Compound transfer.

The stamp to the left of the one above bottom plate number 4735 which is position 96 of a bottom pane has a double transfer upward and the usual downward shift. The upward doubling shows below the letters "NGT" of "WASHINGTON," in "POSTG" of "POSTAGE," in "WO ENTS" of "TWO CENTS" and in the lower right corner just above the curve of the bottom frame line. The shift shows in the top of "TWO CENTS" with the vertical lines running down into the letters, and in the bottom inner frame lines where again the vertical lines are extended downward running past this line. The shift is best seen in the letters at each end of "TWO CENTS" and in the lower right corner of the inner frame line. (Illustrated).

g: Double transfers.

The two stamps to the right and left of the compound transfer mentioned above each have an upward double transfer. Stamp #95 lower ? pane plate 4735 shows evidence of the original entry in the letters in the upper and lower labels. (Illustrated).

#97 lower ?, just above plate #4735 shows the best evidence of the previous entry of the three stamps. In addition to the added lines in the top and bottom panels there are also added lines in the lower right corner etc. (Illustrated).



#95—Double



#96—Compound



#97—Double


A Bottom Plate Strip—Plate #4735

A marked downward double which is also slightly westward has been found (position unknown) which shows clearly below the bottom frame line as well as outside the left frame. In addition to these marks there are evidences of the earlier entry in the left "2" and in the "W N" of "TWO CENTS." (Illustrated).

Another stamp (position unknown) shows a very marked upward doubling which is also slightly westward. Evidence of the bottom frame line of the original entry can be seen as a line at the bottom of "TWO CENTS." This seems to be the lower part of the bottom frame line as the upper part of the original heavy outer frame line as well as the thin inner frame line may be prominently seen at the top of "TWO CENTS." There is a heavy line above the "S" of the words of value and above the "S" of "WASHINGTON." The westward displacement is evidenced by a heavy section of color in both numerals of value, to the left and above the left wreath and in the upper left corner. A piece worthy of a place in any collection.

A single copy has been found (position unknown) which shows a double transfer caused by a previous entry which in addition to being too high was twisted clock-wise. Evidence of this former entry may be seen above the top line, in most of the letters of the top panel, in the ribbon below the portrait, the right "2", the bottom label and just above the bottom frame line. (Illustrated).

An eastward doubling showing entirely in the lower label has been found on a single copy (position unknown). An interesting duplication of all letters of "WASHINGTON" is particularly noteworthy. (Illustrated).



DOUBLE TRANSFERS—Positions Unknown

A single copy, (position unknown) has been found which shows a downward displacement of almost 3mm, the top frame line of the original entry may be seen on "ED ST" of "STATES," while the shading line of the letters "UNITED STATES" have been displaced to appear on "OF AMERICA." Evidence of this previous entry may also be found in the lower label and below the bottom frame line. (Illustrated).

An eastward double which shows mainly along the right inner and outer frame line and on the label bearing the name of the portrait has been found from an unknown plate. (Illustrated).

A twisted double transfer has been reported on a single copy of this stamp (position unknown) showing the displacement to be slightly upward at the upper left, quite strongly downward and to the right at the upper right, downward and to the left at lower right and upward and to the left at lower left. This is said to be a fine example of a clockwise twisted transfer.

A left plate block of six from plate # 4085 shows two double transfers, one on the plate number copy which is stamp # 31 of either upper left or lower left, and the other on the stamp below, # 41.

h: Shifted transfers.

Unlike the one cent stamps of this issue, shifted transfers of this stamp are far from common. The "usual shift" shows in the top lines of the ribbons containing the year dates and "WASHINGTON" and in the letters of the lower label. (Illustrated).

The stronger shifts show this doubling to extend into the shading lines below two cent. (Illustrated).

Another copy with straight edge and guide line at right shows an unusual shift in which the only line to appear double is the bottom inner frame line.



Shifted Transfers



i: Cracked plate.

A single copy has been found showing numerous hair line cracks outside the upper left corner and to the left and also below the lower left corner. (Illustrated).

A single copy with straight edge at the left shows a series of vertical cracks outside the right frame line. (Illustrated).

A single copy (position unknown) shows a slight horizontal crack in the upper part of the design across the letters "D S T" of "UNITED STATES." (Illustrated).



Cracked Plates
Position Unknown



j: Relief break.

In rocking in some of the stamps, the relief became broken. The first break occurred in the outer frame line surrounding the vignette just below the horizontal shading line at the left. A later stage of this relief caused a break in the second and third vertical lines of the "stripe" at the left as well as causing a break in the upper part of the last three lines of the right "stripe." The inner right frame line is also broken at the top in this relief. Plate number data not available.

Plates used.—

- 1805—06, 07, 08, 09, 10, 11, 12, 13, 14, 15, 16, 17, 18, 19, 20, 25, 26, 27, 28, 29, 30, 31, 32, 33, 34, 35, 36, 37, 38, 39, 40, 41, 42, 43, 44, 49, 50, 51, 52, 53, 54, 55, 56, 57, 58, 60, 61, 62, 63, 64, 77, 78, 79, 80, 93, 94, 95, 96.
- 1901—02, 03, 04, 05, 06, 07, 08, 09, 10, 11, 13, 14, 15, 16, 17, 18, 19, 20, 21, 22, 23, 24, 25, 26, 27, 28, 29, 30, 31, 32, 33, 34, 35, 36, 37, 38, 40, 41, 42, 43, 44, 61, 62, 63, 64, 65, 66, 67, 68, 69, 70, 71, 72, 89, 90, 91, 92, 93, 94, 95, 96, 97, 98, 99.
- 2000—01, 02, 03, 04, 05, 06, 07, 08, 13, 14, 15, 16, 17, 18, 19, 20, 21, 22, 23, 24, 25, 26, 27, 28, 33, 34, 35, 36, 40, 41, 42, 43, 44, 45, 46, 47, 49, 51, 52, 57, 58, 59, 60, 65, 66, 67, 68, 73, 74, 75, 76.
- 2133—34, 35, 36, 69, 70, 71, 72, 89, 91, 92.
- 2201—02, 03, 04, 05, 06, 07, 08, 09, 10, 11, 12, 13, 14, 15, 16, 17, 18, 19, 20, 21, 22, 23, 24, 29, 30, 31, 32, 37, 38, 39, 40, 41, 42, 43, 44, 45, 46, 47, 48, 49, 50, 51, 52, 53, 54, 55, 56, 61, 62, 63, 64, 65, 66, 67, 68, 69, 70, 71, 72, 77, 78, 79, 80, 93, 94, 95, 96.
- 2306—07, 08, 09, 14, 15, 16, 17, 18, 19, 20, 21, 22, 23, 24, 25, 26, 27, 28, 29, 31, 32, 33, 34, 35, 36, 37, 38, 39, 40, 41, 42, 43, 44, 45, 46, 47, 48, 49, 50, 51, 52, 53, 54, 55, 56, 57, 58, 59, 60, 61, 62, 63, 64, 65, 66, 67, 68, 69, 70, 79, 80, 81, 82, 83, 84, 85, 86, 87, 88, 89, 90, 95, 96, 97, 98, 99.
- 2400—01, 02, 03, 04, 05, 06, 19, 20, 21, 22, 23, 24, 25, 26, 27, 28, 29, 30, 31, 32, 33, 34, 35, 36, 37, 38, 39, 40, 41, 42, 43, 44, 45, 46, 47, 48, 49, 50, 55, 56, 57, 58, 59, 60, 61, 62, 63, 64, 65, 66, 72, 73, 74, 75, 76, 77, 78, 79, 80, 81, 82, 83, 88, 89, 90, 91.
- 2508—09, 10, 11, 12, 13, 14, 15, 20, 21, 22, 23, 24, 25, 26, 27, 28, 29, 30, 31, 32, 33, 34, 35, 36, 37, 38, 39, 40, 41, 42, 43, 44, 45, 46, 47, 56, 57, 58, 59, 64, 65, 66, 67, 68, 69, 70, 71, 72, 73, 74, 75, 76, 77, 78, 79, 88, 89, 90, 91, 92, 93, 94, 95, 96, 97, 98, 99.
- 2608—09, 10, 11, 12, 13, 14, 15, 16, 17, 18, 19, 20, 21, 22, 23, 24, 25, 26, 27, 28, 29, 30, 31, 32, 33, 34, 35, 36, 37, 38, 39, 40, 41, 42, 43, 44, 49, 50, 51, 52, 53, 54, 55, 56, 57, 58, 59, 60, 61, 62, 63, 64, 65, 66, 67, 68, 69, 70, 71, 72, 73, 74, 79, 80, 81, 82, 83, 84, 85, 86, 87, 88, 89, 90, 91, 92.
- 2701—02, 03, 04, 05, 06, 07, 08, 09, 10, 11, 12, 17, 18, 19, 20, 21, 22, 23, 24, 25, 26, 27, 28, 29, 30, 31, 32, 41, 42, 43, 44, 65, 66, 67, 68, 73, 74, 75, 76, 77, 78, 79, 85, 86, 87, 88, 93, 94, 95, 96.
- 2810—11, 12, 13, 14, 15, 16, 17, 30, 31, 32, 33, 34, 35, 36, 37, 38, 39, 40, 41, 42, 43, 44, 45, 46, 47, 48, 49, 50, 51, 52, 53, 54, 55, 56, 57, 58, 59, 60, 61, 62, 63, 64, 65, 66, 67, 68, 69, 70, 71, 72, 73, 74, 75, 76, 77, 78, 83, 84, 85, 86, 87, 88, 89, 90, 91, 92, 93, 94, 95, 96, 97, 98, 99.
- 2900—01, 02, 03, 04, 05, 06, 59, 60, 61, 62, 63, 64, 65, 66, 67, 68, 69, 70, 71, 72, 73, 74, 75, 76, 77, 78, 79, 80, 81, 82, 83, 84, 85, 86, 87, 88, 89, 90.
- 3003—04, 05, 06, 07, 08, 09, 10, 36, 42, 44, 45, 46, 47, 48, 49, 50, 51, 52, 53, 54, 55, 56, 57, 58, 59, 60, 61, 62, 63, 64, 65, 66, 67, 68, 69, 70, 71, 72, 73, 74, 75, 76, 77, 78, 79, 80, 81, 83, 84, 85, 86, 87, 88, 89, 90, 91, 92, 93, 94, 97, 98, 99.
- 3100—01, 02, 05, 06, 07, 08, 09, 10, 11, 12, 13, 14, 15, 16, 17, 18, 35, 36, 37, 38, 39, 40, 41, 42, 43, 44, 45, 46, 48, 49, 50, 51, 52, 54, 55, 56, 60, 61, 62, 63, 64, 66, 67, 68, 69, 70, 71, 72, 73, 74, 75, 76, 79, 80, 83, 84, 85, 87, 88, 90, 91, 93.
- 3200—04, 05, 10, 11, 12, 13, 18, 22, 48, 49, 50, 51, 53, 54, 55, 56, 57, 58, 59, 60, 62, 63, 64, 65, 67, 68, 69, 70, 71, 72, 73, 74, 75, 76, 77, 78, 79, 80, 81, 82, 88, 89, 91, 92, 94, 95, 96, 97, 98.
- 3301—04, 05, 06, 09, 10, 13, 14, 15, 16, 17, 18, 19, 21, 22, 23, 24, 25, 26, 27, 28, 29, 30, 31, 32, 33, 34, 35, 36, 37, 38, 43, 44, 45, 46, 47, 48, 49, 50, 51, 52, 53, 56, 57, 58, 61, 62, 63, 68, 69, 72, 75, 76, 89, 90, 95, 99.
- 3403—08, 11, 12, 15, 16, 17, 18, 19, 20, 23, 24, 25, 26, 27, 28, 29, 30, 31, 32, 33, 34, 35, 38, 39, 40, 41, 42, 45, 46, 47, 48, 51, 52, 53, 54, 55, 56, 57, 58, 61, 62, 63, 65, 66, 67, 70, 73, 78, 81, 86, 87, 90, 91, 96, 97.
- 3501—02, 07, 16, 19, 28, 33, 34, 37, 39, 47, 48, 51, 52, 55, 59, 62, 63, 64, 66, 68, 69, 71, 72, 73, 74, 75, 81, 82, 84, 86, 87, 89.

- 3600—05, 06, 07, 08, 09, 11, 12, 14, 15, 16, 17, 20, 21, 22, 23, 24, 25, 26, 27, 28, 29, 30, 31, 32, 33, 34, 35, 40, 41, 42, 43, 44, 49, 50, 51, 52, 53, 54, 59, 60, 63, 65, 68, 74, 75, 76, 79, 80, 81, 82, 83, 84, 85, 86, 87, 88, 89, 90, 91, 93, 94, 95, 97, 98, 99.
- 3700—01, 02, 03, 05, 06, 07, 08, 09, 11, 12, 13, 15, 16, 17, 18, 21, 22, 23, 24, 27, 28, 29, 30, 32, 35, 36, 37, 43, 44, 45, 58, 59, 65, 67, 73, 74, 79, 84, 92, 96.
- 3801—06, 08, 11, 12, 16, 20, 21, 23, 24, 25, 26, 28, 29, 30, 32, 33, 34, 36, 37, 38, 39, 41, 42, 43, 44, 45, 46, 47, 48, 49, 50, 51, 52, 53, 54, 55, 56, 57, 58, 59, 60, 61, 62, 63, 64, 65, 66, 67, 68, 69, 70, 71, 72, 73, 76, 77, 78, 79, 83, 84, 86, 88, 92, 95, 96, 97, 99.
- 3902—03, 04, 06, 08, 11, 12, 13, 15, 16, 18, 20, 25, 29, 31, 32, 34, 35, 39, 40, 41, 45, 46, 48, 54, 55, 56, 62, 63, 64, 69, 70, 75, 81, 85, 89, 98.
- 4000—05, 06, 09, 10, 11, 12, 13, 14, 15, 16, 17, 18, 19, 20, 21, 22, 23, 24, 25, 26, 27, 28, 29, 30, 31, 32, 33, 34, 35, 36, 37, 38, 39, 40, 41, 42, 43, 44, 45, 46, 47, 48, 49, 50, 51, 53, 54, 55, 56, 58, 59, 60, 63, 64, 65, 66, 67, 68, 69, 70, 71, 72, 77, 78, 79, 80, 81, 82, 83, 84, 85, 86, 87, 88, 89, 90, 91, 92, 93, 94, 95, 96, 97, 98, 99.
- 4100—01, 02, 03, 04, 05, 10, 11, 12, 13, 16, 17, 19, 22, 23, 24, 25, 26, 27, 28, 29, 32, 33, 40, 41, 45, 46, 52, 53, 58, 59, 66, 67, 73, 74, 75, 80, 82, 84, 85, 86, 87, 88, 89, 95, 96, 97.
- 4200—02, 04, 05, 06, 07, 08, 10, 11, 12, 13, 15, 17, 18, 19, 20, 22, 24, 25, 26, 27, 38, 43, 44, 45, 49, 50, 51, 54, 56, 60, 61, 62, 63, 67, 68, 69, 72, 76, 77, 80, 84, 85, 86, 91, 92, 98, 99.
- 4300—06, 07, 08, 12, 13, 15, 16, 17, 18, 20, 21, 22, 23, 26, 27, 29, 30, 31, 32, 33, 35, 36, 37, 38, 39, 42, 43, 44, 45, 46, 50, 51, 52, 53, 59, 60, 61, 65, 69, 72, 73, 77, 78, 80, 81, 83, 84, 85, 88, 89, 90, 91, 93, 94, 95, 96, 98, 99.
- 4400—01, 02, 04, 05, 06, 07, 08, 09, 10, 11, 14, 15, 16, 17, 19, 20, 24, 25, 26, 29, 31, 33, 34, 37, 38, 47, 48, 49, 52, 54, 56, 59, 60, 61, 63, 65, 68, 69, 70, 71, 75, 76, 77, 81, 82, 83, 87, 88, 89, 90, 95, 96, 97.
- 4500—02, 03, 07, 08, 09, 10, 13, 14, 15, 16, 18, 19, 21, 22, 23, 24, 25, 26, 28, 30, 31, 32, 34, 35, 36, 37, 38, 40, 41, 42, 43, 45, 46, 48, 49, 52, 55, 56, 60, 61, 69, 75, 81, 87, 88, 95, 96, 99.
- 4604—11, 12, 15, 16, 17, 24, 25, 27, 28, 31, 32, 34, 35, 36, 38, 39, 42, 43, 44, 46, 47, 48, 49, 50, 51, 52, 53, 54, 55, 57, 59, 61, 62, 63, 65, 67, 68, 69, 70, 71, 72, 76, 77, 78, 83, 84, 85, 86, 87, 89, 90, 92, 93, 95, 96, 97.
- 4701—03, 04, 07, 08, 09, 11, 14, 15, 16, 18, 20, 21, 25, 26, 28, 30, 31, 32, 35, 36, 39, 40, 41, 43, 45, 46, 50, 56, 64, 69, 72, 76, 79, 80, 81, 82, 87, 89, 93, 95, 96, 97, 98, 99.
- 4800.

Plates not used,—

1859.
1912—39.
2050.
2190.
2780.
3165—77, 81, 92, 95.
3720.
4121.
4790—91, 92.
4801—02.

#319-f—Two Cent, Carmine. Washington, Shield, Booklet. Water-marked USPS. Perf. 12.

Issued December 3, 1903.

These two cent Shield type booklets were issued a short time after the ordinary stamp and long before the one cent booklet appeared. They were printed in large quantities but as the demand was not nearly so great as for the ordinary stamp there are not as many shades, although the extremes of color are quite marked.

Like the other booklets of this series these were printed from 180 subject plates and are found in the same position panes. It is not as scarce an item as the others though complete position collections are difficult to obtain.

Shades,—Scarlet, light carmine rose, bright carmine rose, carmine lake, lake.

- Varieties,—a: Usual nine position panes.
b: Double transfer.

Although several of the varieties previously mentioned as having a straight edge at the side may have come from a booklet pane the only really worth while variety of this stamp has been known for quite some years. The stamp below the perforated guide line, from the center row of panes, with a straight edge at the right, plate number or pane position unknown, has a marked upward double transfer, which is also slightly to the left. The lines below the words "OF AMERICA" have been displaced upward and appear across most of the words "UNITED STATES," the line below "SERIES 1902" may be seen at the top of "ME" of "AMERICA" while intermediate shading lines appear above the top frame line. The slight westward displacement is evidenced by lines of color just inside the right frame line and outside the left frame line in both cases being near the top. (Illustrated).



DOUBLE TRANSFER

From the center row of panes stamp #4.
Pane number is not known.

Plates used,—

- 1845—46, 47, 48, 89, 90, 91, 92.
1949—50, 51, 52.
2009—10, 11, 12.
2109—10, 11, 12, 21, 22, 23, 24.
2233—34, 35, 36.
2302—03, 04, 05, 71, 72, 73, 74, 75, 76, 77, 78.
2411—12, 13, 14, 67, 96, 97, 98, 99.
2504—05, 06, 07, 48, 49, 50, 51.
2600—01, 02, 03, 04, 05, 06, 07.
2713—14, 15, 16, 69, 70, 71, 72, 81, 82, 83, 84.
2879—80, 81, 82.
2923—24, 25, 26, 31, 32, 33, 34, 55, 56, 57, 58.
3011—12, 13, 14, 19, 20, 21, 22, 23, 25, 27, 28, 30, 31, 32, 33.
3196—97, 98, 99.
3215—16, 19, 21, 35, 36, 37, 38, 40, 41, 42, 99.
3300—02, 03, 07, 08, 11, 12, 54, 55, 59, 60, 87, 88, 97, 98.
3405—06, 09, 10, 13, 14, 21, 22, 36, 37, 43, 44, 49, 50, 59, 60, 64.
3521—25, 26, 31, 32, 49, 50, 53.
3636—37, 38, 39, 45, 46, 47, 48, 61, 62, 64, 66, 67, 69, 70, 73.
3733—34, 39, 40, 53, 54, 55, 56, 62, 63, 66.
3810—14, 17, 19, 22.
3923—24, 28, 97, 99.
4001—02, 03, 04, 07, 08, 52, 57, 61, 62.
4106—07, 08, 09, 14, 15, 18, 20.
4223—30, 31, 35, 39, 42, 47, 48, 75, 79, 83, 89.
4357—58, 63, 64, 67, 68, 74, 75, 79, 82.
4418—23, 30, 35, 39, 41, 42, 43, 44, 45, 46, 51, 57, 64.
4551—58, 64, 70, 77, 80, 84, 90, 94, 98.
4602—07.
4749—51, 55, 60.

Plates not used,—

- 4613—14.
4765—66, 70, 71, 75, 86.

#320—Two Cent, Carmine. Washington, Shield. Watermarked USPS. Imperf.

Issued October 2, 1906.

Like the one cent imperforate stamp this variety was prepared especially for the use of manufacturers of private vending machines. This stamp, together with the one cent was first issued in Chicago. Had certain New York dealers been aware of this they could have saved themselves a great deal of mental anguish, as they were victimized by a young man who offered and sold them panes of 100 at prices ranging from \$10. to \$25. a sheet. The affable young man's story was that this was an error and only a few sheets had gotten out, according to a Departmental friend of his. None of those so "taken in" would admit it at the time for fear of becoming the laughing stock of the trade. One dealer sold his copies at \$2.00 a block, with the statement that "It might be a scarce item or perhaps become a regular issue."

As only 10,615,000 copies were issued and as most of these were used by manufacturers of private coils this variety is much more desirable than the perforated stamp. Copies of imperforate stamps should always be collected in pairs or preferably in blocks of four. Position blocks from these imperforate sheets are especially sought after.

In spite of the short time this stamp was current, in contrast to the perforated issue, there is a wide variation of the shade. This may be due to the method of filling orders for unperforated stock; when a requisition was received at the Bureau the required number of sheets were taken from the the stock which had been gummed but not perforated. Numerous orders there resulted in a wide range of shades but not nearly as many as on the perforated issue.

Shades,—Red, carmine, scarlet, carmine lake, deep carmine lake, lake, deep lake red.

Varieties,—a: Imperforate position blocks.


1. Center line blocks.
2. Top, bottom, right and left arrow blocks.
3. Plate number blocks (imprint and number).
4. Block with horizontal guide line between.
5. Block with vertical guide line between.

b: Plate varieties.

No plate varieties have been reported specifically on the unperforated stamp or are any known from plates listed for this stamp. It is quite possible that some of those reported for the perforated stamp may also exist on the imperfs.

c: Private coil varieties.

- A: Schermack I.
- B: Schermack II.
- C: Schermack III.
- D: Mail-O-Meter I, Perforated vertically. (Illustrated).
- E: U. S. Automatic Vending Co. I.
- F: U. S. Automatic Vending Co. II.
- G: U. S. Automatic Vending Co. III.
- H: Brinkerhoff I.
- I: Brinkerhoff II.



Mail-O-Meter I

Plates used for imperforate stamps,—

3160—61, 62, 64.
 3222—48, 49, 50, 51.
 3305.
 3451—52, 53, 54.
 4152—53.
 4219—27, 43, 45, 50, 62, 68, 69.
 4323.
 4651—71.
 4701—04, 18.

**#321—Two Cent, Carmine. Washington, Shield. Endwise Coil.
 Watermarked USPS. Perf. 12 Horizontally.**

Issued February 18, 1908.

This variety was issued the same day as the one cent coil perforated horizontally and shares with it the place of being one of the rarities of the twentieth century stamps, with the exception of the three cent "Orangeburg" it is the most desirable coil stamp.

Frequent attempts have been made to counterfeit this coil, ordinary perforated varieties being trimmed to represent imperforate sides. It is usually possible, however, with the aid of a glass to see evidences of perforations. Pairs have been found which, upon investigation, prove to be the imperforate stamps with counterfeit perforations. These can be checked with the perforations on an ordinary pair and if they do not coincide with *all* horizontal perfs it is best to refuse to accept them as genuine coils. Sometimes, however, this "faking" has been so cleverly done as to almost deceive the expert. One of the commonest forms of counterfeit coils is that made from booklet panes where one side is always imperforate and the perforation on the other side is often considerably off centre. It is, therefore, quite easy to trim the wide perforated side and leave no evidence of the former perforations. The horizontal perforations having been made by the Bureau of Engraving and Printing are, of course, correct. The coils showing the perforated guide line should not in itself be taken as proof that they are genuine, as these might be trimmed copies of booklet stamps from the centre row of panes on the booklet plates. The certainty that a "coil" is not from a booklet plate can be told by the watermark which on booklet panes runs *vertically* along the length of the stamp, while on stamps from ordinary plates, from which coils were genuinely made, the watermark is *horizontal*.

Extreme care should, therefore, be taken when purchasing this coil and only copies guaranteed by reliable dealers should be accepted as genuine.

Having been made from four hundred subject ordinary sheets, as were all coils in this series, the same varieties exist as on those already noted.

Shades,—Carmine red, carmine.

Varieties,—a: Usual coil varieties.
 b: Double transfer.

These stamps having been made from the regular sheet stamps there is a possibility that some of the plate varieties reported for the perforated stamps may also be found on copies of these coils. None have been reported to date.

**#322—Two Cent, Carmine. Washington, Shield. Sidewise Coil.
 Watermarked USPS. Perf. 12 Vertically.**

Issued July 31, 1908.

Though current for a much shorter time than the endwise coil stamp, it is not nearly as scarce, though far from common.

As most of the vending and stamp affixing machines needed stamps perforated vertically, there was a wider distribution for this type of Government Coil than the horizontal. When philatelists finally realized that these "straight edged" stamps had philatelic value, more were available than of the other type, although the supply at best was never large enough to fill the needs of all collectors of United States issues.

Fewer efforts have been made by counterfeiters to fake this coil but collectors should still be wary of purchasing except from a reliable dealer and, for safety sake, only then if guaranteed. It is naturally advisable that these and all other coils be collected in pairs or strips as it is almost impossible to trim a pair of ordinary stamps and destroy "all the evidence."

Shades,—Carmine red, carmine.

Varieties,—a: Usual coil varieties.

b: Double transfers.

Here too there is a possibility that some of the double transfers reported for the perforated stamps may also be found on these side-wise coil stamps although none have been reported.

Number issued,—

The Report of the Director of the Bureau of Engraving and Printing on the quantity of stamps delivered to Postmasters during the fiscal years ending June 30th, is as follows.—(Note. The second quarter of the fiscal year ending June 30, 1904 includes the Flag type two cent stamp as well as this one, and that the last half of this year, however, consists only of the Shield type).

Second quarter of Fiscal year 1904	937,315,600	Booklet Stamps.	48,844,800
Last half of Fiscal year 1904	1,705,638,500		98,948,760
Fiscal year 1905	3,711,777,600		212,566,560
Fiscal year 1906	4,019,338,200		250,239,120
Fiscal year 1907	4,236,011,100 (a)		278,948,280
Fiscal year 1908	4,329,055,000 (b)		276,559,320
Fiscal year 1909	2,065,535,827 (b)		150,205,596
	<hr/>		<hr/>
	21,004,671,827		1,316,312,436

(a) Includes imperfs. issued.

(b) Includes imperfs. and coils.

#302—Three Cent, Purple. Jackson. Watermarked USPS. Perf. 12.

Issued February 11, 1903.

The portrait of Jackson, from an engraving by A. Sealey faces one quarter right, with the shoulders cloaked. The vignette is flanked on each side by a nude bearded man, in the form of a caryatid supporting an architectural cornice. The waist is encircled by a belt with a shield shaped buckle. One arm is bent above the head and the other forearm flexed upward from the elbow, the hands supporting a robe over the head, back and sides. The portrait opening is formed by the sides of the figures, and the numerals of value, in small cartouches, cover the lower limbs. An arched line above the portrait and a straight panel line below complete the frame. "SERIES 1902" "UNITED STATES OF AMERICA" in two straight and one curved line, appear at the top, while "1767-JACKSON-1845" and "POSTAGE THREE CENTS" are in three lines at the bottom of the stamp. It was engraved by Messrs. Smillie, Ponickau, Rose and Weeks, of the Bureau and designed by R. Ostrander Smith.

It was issued only in perforated form. There was no great demand for this stamp among the general public and it never appeared in either coil or booklet form. Considering the number of years in use, the limited shades are surprising.

Shades,—Bright violet, violet, purplish violet, deep purplish violet, bleached violet.

**ANDREW JACKSON.**

Engraving by A. Sealy after

Painting by T. Sully.

In Senate Corridor, in the
Capitol, Washington, D. C.

- Varieties.**—a: Usual four pane position blocks.
b: Plate number blocks (imprint and plate number).
c: Double transfer.

A single copy has been found (position unknown) which shows a northwest displacement over most of the lower part of the design. The double is clear in the left numeral of value, below the medalion, in the "S" of "JACKSON," in the "5" of 1845, in the "O GE" of "POSTAGE," above the "TH" of "THREE" and in nearly all the lettering of "THREE CENTS."

- d: Shifted transfer.

One shifted transfer has been found. It shows extra lines at the bottom of "THREE CE" and at the left of the label.

- e: Cracked plate.

A copy has been found showing a marked series of vertical cracks in the right margin, similar to those illustrated under the two cent stamp.

Plates used.—

1586—87, 88, 89.
2516—17, 18, 19.
2806—07, 08, 09.
3511—23, 27, 36.

Quantities issued.—

The report of the Director of the Bureau of Engraving and Printing for the fiscal years ending June 30th give the following quantities:

1903.....	16,776,426
1904.....	40,439,700
1905.....	43,314,600
1906.....	47,581,500
1907.....	49,154,100
1908.....	50,587,800
1909.....	28,357,948

Total issued.....276,212,074

#303—Four Cent, Brown. Grant. Watermarked USPS. Perf. 12.

Issued February 3, 1903.

The portrait of Grant was taken from a ferrotype by Kurtz.



U. S. GRANT.
The Kurtz
Ferrotype.

The distinctive features of the border are eagles' heads looking outward in the upper corners, a well defined arch with perpendicular haunches extending slightly below the half circle from the enclosing lines of the portrait. Wreathes of oak leaves surround the numerals near the lower corners, and above each of these numerals are two sma'l American flags, the staffs leaning slightly outward.



Photographs of Original Drawings by R. O. Smith.

Not Used.

Used With Modifications.

"SERIES 1902" is in a straight line at the top; "UNITED STATES OF AMERICA" in a curved line surrounds the upper part of the portrait. "1822-GRANT-1885" appear below and the words "POSTAGE FOUR CENTS" in two straight lines at the base. Engraved by Messrs. Smillie, Rose, Ellis and

Ponickau, of the Bureau, and designed by R. Ostrander Smith. The first design prepared for this stamp suggested seated figures supporting United States flags, (illustrated). This was later changed and the original drawing of the latter is also illustrated. It varies somewhat from the finished engraving.

This four cent stamp, like the two cent Shield type, is found in a great number of shades, and with nearly as many differences in colors as noted in the two cent stamp. Each of these shades had their minor variations, but only the principal ones are listed.

Shades.—Orange brown, bright orange brown, red brown, deep red brown, brown, dark brown, yellowish brown, deep yellowish brown.

Varieties.—a: Usual four pane position blocks.
b: Plate number blocks (imprint and number).
c: Double transfer.

A single copy, position unknown, shows the upper right quarter of the design doubled upward.

Another copy, position unknown, shows a northwest displacement above the top frame line, at the left of the tip of the left flag, in the lower left corner, in the left numeral and in several letters in the top label.

d: Shifted transfer.

A copy from an unknown position shows the characteristic downward doubling of the bottom frame line.

Plates used.—

1477—78, 79, 80.
1797—98, 99.
1800.
2298—99.
2300—01.
4214—55, 64, 71.
4501—12, 20, 27.
4747—54, 59, 61.

Plates not used.—

4788—94.

#314-a—Four Cent, Brown. Grant. Watermarked USPS. Imperf.

Issued May 15, 1908.

This is a new listing in the Scott Specialized U. S. Catalog and it is a listing for a stamp that does not exist in imperforate condition although it was so issued in the regular course of business by the Bureau of Engraving and Printing acting as the stamp contractor for the Post Office Department.

At the time this stamp was issued it was the standard practice to supply sheets of unperforated stamps to manufacturers of coils having private perforations made to fit their stamp affixing machines. The various varieties of private perfs. have been listed and illustrated under the one and two cent stamps of this series. In April 1908 the Schermack Company received a request from two Detroit firms, the Burroughs Adding Machine Co. and The Hamilton Carhardt Co. for some four cent coils needed for mailing catalogues. An order was placed with the Post Office for ten thousand unperforated stamps of the four cent denomination and in due time the twenty-five sheets arrived in Detroit.

We are indebted to Fred R. Schmalzriedt, a prominent stamp collector of Detroit for the following information about this imperf. four cent stamp which is no longer available in the form it was when delivered by the post office but was all perforated with the Schermack III vertical notches between the stamps as illustrated under the one cent imperf. No. 314.

"The P. O. Department in Washington advised me that these ten thousand stamps were issued on May 12, 1908, but the records of the Bureau of Engraving

and Printing, according to information furnished me, show that they did not leave there until May 13th. May 15th is correct as to arrival in Detroit. The Schermack Mailing Machine Company, however, did not take these stamps to their own plant. One of the binderies had either purchased or rented one of the machines, and it was to this plant that the Schermack people delivered the twenty-five sheets. Karl Koslowski, a Detroit collector, was about to leave for Latvia, his former home, and stopped in the bindery to bid good-bye to a friend and there saw and handled the stamps in complete sheets, just as they had been delivered.

"He was informed that the mailing lists did not run up to four thousand for the Burroughs Adding Machine Company, and six thousand for Hamilton Carbardt & Company respectively, and that he might have a full sheet or any part of same. Not knowing that they would be a rarity and feeling that he needed all his cash, he did not accept the offer. Over night, he decided that he had better take a few anyway, and went back to see his friend the following morning, but it was then too late, as the stamps had all been perforated and cut into strips. He then decided to buy a strip of twenty-five but had nothing smaller than a two dollar bill and his friend had no change, so he took the fifty.

"He used up thirty-five by sending them to various friends. A man named Miller, in Austria, saved his. Whether this is on cover or not, I do not know. One copy, with sheet margin, later got to a Mr. Rhodes, a Cleveland collector.

"Some time back, I prepared a list of known copies for Hugh M. Clark, and at a later date revised it. I believe that only shows thirty-one copies, fifteen unused and sixteen used. Three other used copies were discovered after that, two by Eugene Klein and one by W. F. Fratcher. Mr. Fratcher's copy, off center but showing complete center line on the left, was sold to Eddie Stern.

"The Carbardt advertising matter went out in a blue linen envelope, 4-3/32 by 9% or longer, as the end of the envelope has been cut off, on June 2nd, 1908. My cover was addressed to the U. S. Customs Office at Detroit, Michigan, and pulled out of the wastepaper basket by a messenger. He claims that three envelopes, all alike, came there and that he got all of them. He removed one from the cover and I purchased that as well as his cover. He has never been able to locate the other cover, although he and his father, who was a clerk in our Probate Court, both always insisted that they originally had three. Both were small collectors."

The number of known copies may therefore be set at thirty-four, fifteen mint and nineteen used. Among the mint copies at least one normal pair is known and one line pair in superb condition and two other pairs have been reported. Among the used copies known, there is a heavily cancelled strip of three, nine single copies off cover, one on piece of cover and two on full covers. As the years pass there is always the possibility that others may be found in collections which have remained untouched for many years.

The Schermack III perforation was cut vertically between stamps and consisted of a long hyphen-hole. Single copies of this variety would therefore appear imperf. at all four sides except that at the right and left there is a marked vertical indentation for each of the two hyphen-hole perfs. This variety is less likely to be successfully counterfeited than any other rare variety as it is almost impossible to find copies that have sufficient extra margin on all four sides to allow the clipping of the perfs and still leave sufficient room for the Schermack perfs. This should not be taken as positive proof that all copies which may be offered are genuine, but reasonable care and good judgment should prevent any one from buying an obvious fraud. Pairs however cannot be faked!

While the entire lot came from the same printing and there is no obvious difference among mint copies there is quite likely to be slight variation of the color of used copies as the means used to remove the stamps from the covers is certain to have differed with each individual.

Shades,—Brown.

Varieties,—a: Normal pair.
b: Line pair.
c: Used strip of three.
d: Singles.

Quantity Issued,—

The report of the Director of the Bureau for the fiscal year ending June 30, of the following years, gives the quantities issued, as:

1903.....	18,925,756	
1904.....	47,981,400	
1905.....	53,598,200	
1906.....	58,761,200	
1907.....	62,926,100	
1908.....	66,213,800	—this includes the imperfs. and coils.
1909.....	38,259,918	
Total.....	346,666,374	

#304—Five Cent, Blue. Lincoln. Watermarked USPS. Perf. 12.

Issued January 20, 1903.

Two standing female figures, full robed, except the arms, rest against the vignette border line, with arms extended above the portrait, crossing wands of palms over the vignette; the other hands carry flags which float behind their heads. The numerals are in the lower corners, on small shield frames under the figures. "UNITED STATES OF AMERICA" in straight and curved lines are at the top of the stamp, and "1809—LINCOLN—1865" "POSTAGE FIVE CENTS" and "SERIES 1902" appear at the bottom in four lines, two straight and two slightly curved. The portrait of Lincoln was engraved by M. W. Baldwin, after a photograph by Brady, and the frame by Messrs. Ponickau, Ellis and Rose. The stamp was designed by R. Ostrander Smith.



ABRAHAM LINCOLN.

Photograph by Brady.

The first die made for this stamp, which while similar to the final design was not satisfactory to the Bureau officials. Neither of the figures at each side were to their liking as the posture was poor with the hips thrown too far to the right especially the right figure. In the accepted design the figures were changed, the right being entirely altered and the one at the left modified slightly. With these corrections made, the design was approved by Edwin C. Madden, Third Assistant Postmaster General, on December 13, 1902.

The philatelic writers of the day believed there was a meaning behind this design. The *Metropolitan Philatelist's* Washington correspondence, in a column headed "Washington Notes," commented as follows: "The Bureau had a purpose in mind when the design of the five cent was being prepared. President Lincoln, being the Civil War President, the Bureau artist conceived the idea of

employing the stamp bearing his likeness to teach a lesson in patriotism. With this end in view, the design is intended to depict a reunited North and South. The portrait is said to be a good likeness of Lincoln during the war time. The features seem unusually thin, and careworn and sad,—doubtless a faithful representative of his state of mind at that time. The two female figures occupying the greater portion of the stamp on either side of the portrait are intended to depict North and South. Each holds a United States flag in one hand, while the other hands are clasped just above Lincoln's head, depicting a united country, while each holds an olive branch of peace." *Mekel's Weekly* shared this belief and claimed that the clasping of hands and the holding of palms was to symbolize the wiping out of all sectionalism.

Plates of this denomination were also prepared and used bearing a solid "ball" in the arrow guide lines. The only copies we have seen were on the imperf. issue and this had the "ball" at the end of the guide lines in the top, right and bottom arrows while at the left the "ball" though located in the center of the arrow is placed some distance from the end of the horizontal guide line. Other "ball" plates may exist with this mark located at various other places in the arrows, similar to the two cent previously mentioned although none have been seen by the writers. The data as to why they were used or on what plate or plates is not available.

This denomination was used mainly for foreign bound letters, and as the demand was large there were frequent printings with the resultant variations in the blue color.

Shades,—Blue, deep blue, dark blue, indigo, deep indigo, bright blue, pale blue.

Varieties,—a: Usual four pane position blocks (also with solid "ball").

b: Plate number blocks (imprint and number).

c: Double transfer.

A single copy with straight edge at top, plate number and position unknown, shows a westward displacement along the left side. The previous entry resulted in a doubling of the left side of the inner vignette frame line, as well as the flag pole at the left. The shading lines in the lower left hand corner above and below "FIVE" are also doubled.

A heavily cancelled copy which makes it impossible to tell the full extent of the double shows a southwest displacement in the lower right hand corner.

Another double (position unknown) shows a downward displacement below the top frame line, in and below the left numeral of value and below the bottom frame line.

d: Shifted transfer.

This shows the characteristic downward doubling of the bottom details.

A better shift has been found (position unknown) which shows some of the vignette shading lines doubled as well as the top of "FIVE."



e: Cracked plate.

A single copy with straight edge at left has been found showing a series of cracks above the top of the stamp and to the right of the upper right corner. (Illustrated).

A horizontal pair (position unknown) has been found with a series of vertical cracks between the stamps starting opposite the top of the numerals "5" and seem to pass beyond the bottom of the stamp. There are some additional cracks in the right margin of the right stamp of this pair which in this case begin at the top of the stamp and continue below the bottom of the design and no doubt the stamp below also has some of these cracks.

Plates used,—

1537—38, 39, 40.
 1663.
 1885—86, 87, 88.
 2225—26, 27, 97.
 2951—52, 53, 54.
 3147—53, 57, 58, 59.
 3484—88, 93, 98.
 4073—74, 75, 76.
 4190—94.
 4203—09.

Plate not used,—

2228.

#315—Five Cent, Blue. Lincoln. Watermarked USPS. Imperf.

Issued May 30, 1908.

The total number of five cent stamps issued imperforate was 13,500, of which 10,000 were sent to the Indianapolis Post Office. Almost all of these were used by the manufacturers of vending machines for whom they had been prepared. The story goes that a member of the *Detroit Philatelic Society* heard of there being some imperforate stamps of the five cent denomination at the Indianapolis Post Office and notified the Society's President. The members pooled their resources and sent for as large a quantity as they could get. They received about 825 copies which were distributed pro rata in blocks of twenty-five and fifty. Other collectors bought about 350 copies at the Washington Post Office and a full sheet of 400 was bought by a collector in New York. This is said to be the total known copies of this stamp unused and without private coil perforations. Some of these stamps were used for postage,—one of the writers has a used copy which, by its wide margin all around, could not be a trimmed stamp,—and we have seen another copy on the original cover.

From these facts it is quite obvious why a centre line block of this stamp is one of the rarities of the twentieth century and why the individual stamps readily command such high prices. There were only twenty-nine sheets in all that were issued unperforated and as most of them were used by the manufacturers of private coils, not more than ten could possibly have remained intact in centre line blocks. With the known quantity of imperf. being 4,000 copies, the ordinary imperforate stamps of this denomination have never been sufficient to supply the needs of collectors. Like other desirable articles attempts have been made to counterfeit the imperforate stamps by trimming off all perforations. It is, therefore, best to buy this stamp only in pairs or blocks of four.

The plates used for printing this stamp included at least one of those having the solid "ball" in the guide line arrows. At least one complete set of arrow position blocks are available which show the "ball" at the end of the guide line in the top, right and bottom arrows, while at the left it is placed some distance from the end of horizontal guide line, yet located in the center of the arrow. This is like the one cent variety previously mentioned. This set of arrow blocks is certain to be even scarcer than the scarce normal arrow blocks.

Shades,—Blue, deep blue.

Varieties,—a: Position blocks.

1. Center line block.
2. Top, bottom, right and left arrow blocks.
3. Same arrow blocks with "ball."
4. Block with vertical guide line between.
5. Block with horizontal guide line between.
6. Plate number blocks (imprint and plate number).

b: Double transfers.

Some of the doubles listed for the perforated variety of this stamp may exist on the imperf. issue, although none have been reported.

c: Private coils.

Schermack I-II-III.

U. S. Automatic I-II-III.

Plates used,—

2951—52, 53, 54.

4073.

**#317—Five Cent, Blue. Lincoln. Endwise Coil. Watermarked
USPS. Perf. 12 Horizontally.**

Issued February 24, 1908.

The Government in its endeavor to aid in the promotion of vending and stamp affixing machines, prepared this denomination in coils for use on letters bound for foreign ports. In the two lower values the Government coils were issued *after* there had been private coils in these denominations but in this value the official preceded the others.

Like the other coils, attempts have been made to counterfeit this variety in a manner similar to some of those described under the two cent and the same care should be exercised in buying this denomination.

The scarcity of this coil was largely due to the attitude of collectors when coils were still comparatively new for a five cent coil is not likely to become obsolete as quickly as the one and two cent stamps of which there is a much greater demand. One of the objections on the part of collectors against recognizing the coils as a distinctive variety was that they believed it would be too easy to fake them by simply trimming off the perforations along the edges that were imperf. on the two types of government issues. Another reason for distrusting these "part-perf" varieties has been explained by Dr. W. L. Babcock of Detroit a keen student of U. S. stamps. Dr. Babcock in writing about this stamp in *Mekeel's Weekly* said in part:

"Another incident that will account for a degree of scarcity for this stamp came under the observation of the writer. In 1911 or 1912 George W. Rice, then a prominent collector in Detroit, since deceased, brought to an evening meeting of the **Detroit Philatelic Society**, a part coil of this stamp. As this was several years after its issue, some knowledge of its scarcity was prevalent. He offered the stamps to members at \$1 each, with or without lines, each member to take as many as he wanted. The coil did not belong to him and he was acting for the owner. He failed to sell more than two or three strips of four. It seemed to be the general belief at the time, since verified, that it would be relatively easy to counterfeit from the imperforates of the same stamp that had been issued by the Department in May, 1908 for use of private vending machines. This suspicion accounted for the hesitancy in purchase. Later it was learned that the owner sold some at even a lower price and used the remainder for postage." * * *

This gives a graphic picture of what happened to stamps that are now very rare where once they could have been obtained at a nominal sum. We do not agree, however, with the early collectors that it is easy to fake this coil as counterfeiters have not yet learned to duplicate government perforations in a manner to defy detection, nor is it easy to trim the sides of pairs of the normal stamp so as to remove all evidence of the clipped perfs. Care should however be taken, nevertheless, in buying this and other 1902 coils and they should never be bought in singles as no competent authority will state with certainty that a single copy is the genuine government product. An exception to the last statement might be a single on cover and in that case it would first be necessary to decide if the stamp was on the cover when it was cancelled and if the cancellation is genuine.

Shade,—Blue.

Varieties,—a: Usual coil varieties.
b: Double transfer.

Though none have been reported, it is possible that some of those listed on the perforated stamp may also exist on the coil.

Quantity issued,—

The reports of the Director of the Bureau of Engraving and Printing of five cent stamps delivered to Postmasters during the fiscal years, are as follows:

1903.....	34,539,426
1904.....	77,112,900
1905.....	83,190,900
1906.....	95,265,700
1907.....	103,660,200
1908.....	105,244,900
1909.....	51,312,548

Total.....550,326,574—this includes the imperfs. and coils.

#305—Six Cent, Brown-red. Garfield. Watermarked USPS. Perf. 12.

Issued February 20, 1903.

The design was prepared by R. Ostrander Smith, the vignette portrait, facing three-quarters right, from a photograph, was engraved by Messrs. Smillie and Baldwin, of the Bureau, and the frame by Rose, Ponickau and Ellis. The latter has an architectural feeling, fluted Ionic columns flank either side, resting on a straight base, supporting an ornamental cornice bearing the words "UNITED STATES OF AMERICA." The numerals "6" are on cartouche shields superimposed on the columns. "1831—GARFIELD—1881" appear on a ribbon beneath the portrait and the words "SERIES 1902" and "POSTAGE SIX CENTS" are in three lines across the base.

In spite of the fact that this stamp had the smallest sale of any of those below the ten cent value, it appeared in quite a number of distinct shades. There was a great deal of confusion when it was first issued, because of the great similarity in color with that of the ten cent, and the color was later changed from brown red to claret. This is listed by the Post Office Department as "Magenta" but so far as philatelic journals and catalogues are concerned "Magenta" is a color that is not recognized for this stamp. It was not issued imperforate.

Shades,—Dull brown-red, light brown-red, bright brown-red, dark brown-red, brown-red, claret, bright claret, deep claret.

Varieties,—a: Usual four pane position blocks.
b: Plate number blocks (imprint and plate number).
c: Shifted transfer.

The usual type of shift has been found on a copy of this stamp (position unknown) which shows a doubling of the lower part of the design.

Plates used,—

1598—99.
1600—01.
4658—60, 64, 66.

All plates prepared for this value were used.

Quantity issued,—

The report of the Director of the Bureau of Engraving and Printing for the fiscal years ending June 30, listed the following quantities of six cent stamps issued:

1903.....	4,880,456
1904.....	15,109,700
1905.....	18,166,300
1906.....	20,276,600

1907.....	21,647,700
1908.....	23,952,000
1909.....	13,534,718
Total.....	117,567,474

#306—Eight Cent, Lavender. Martha Washington. Watermarked USPS. Perf. 12.


Issued December 6, 1902.

The vignette was engraved after a painting by Gilbert Stuart. The elliptical frame, with a curved panel bearing the words "UNITED STATES OF AMERICA" on the upper half, is bordered by a laurel wreath at the sides, leaving an unconnected space on the upper part of the cartouche in which appears the words "SERIES 1902." At either side of the ribbon bearing the title appear the dates "1732-1802." Vignette and frame engraved by Messrs. Smillie, Rose and Ponickau, after the design by R. Ostrander Smith.



MARTHA WASHINGTON—By Gilbert Stuart.

This is the only stamp of the series where the first name of the subject was used—the reason being self-evident. When the Third Assistant Postmaster General announced that the portrait of a woman would adorn one of the new stamps, many women's clubs sent numerous suggestions to the Department. To each recommendation there seemed to be some objection, in most cases it would have meant slighting one group or another. Finally the Department chose Martha Washington, there being less antagonism against using her portrait than any other acceptable one. Possibly due to the well balanced design and the color used, this stamp was regarded as the best looking of the entire set, according to press and philatelic reports of the time.



First Sketch for the Eight Cent Frame

The problems of the officials connected with the preparing and issuing of our postage stamps is well exemplified by a contemporary clipping from a New York City newspaper dated some time in the early part of 1903 which refers to this eight cent stamp in this manner :

At the time of the bringing out of the designs for the series of 1902 it was decided to place the portrait of Martha Washington upon one of the denominations. The question was: Whom should she supersede?

Finally it was decided to remove Gen. Sherman from the eight cent stamp and give the place to her, putting the portrait of Sherman upon the reply postal card. After working upon the proposition for six months it has been found impossible to design a postal card that is satisfactory, so the old Grant reply card will be continued. So Martha Washington remains, and Gen. Sherman is lost in the shuffle and disappears from the postal gallery.

We have illustrated the first pencil sketch prepared by R. O. Smith for this stamp. The finished design that was used for the stamps as finally issued was a modification of this drawing while the trial design for the two cent stamp in this frame followed the details of this sketch. The modification of the design, which took place after its use for the two cent was abandoned, is in the panel containing the word "POSTAGE" and in the lower right and left corners.

The collectors of to-day, more than thirty years after the stamp was issued, still agree with philatelic writers of 1902 that this is the most beautiful stamp of the entire set, many believing that this stamp is the finest U. S. stamp of the twentieth century. There is no doubt that the color is an important factor in this opinion but it is just as beautiful in the scarce pale lavender shade as it is in the slate black.

It had a wider variation of colors between one extreme and the other than any of the entire issue, even surpassing the two cent "Shield" type. The latter was printed in different shades of red, but the color of the eight cent gradually changed from pale lavender to black. The deeper tones were not accidental, but were made by the Bureau to overcome the great similarity of color of the thirteen cent stamp.

Shades,—Pale lavender, lavender, pale greyish purple, greyish purple, black purple, violet purple, dark violet purple, deep slate, slate black.

Varieties,—a: Usual four pane position blocks.
b: Plate number blocks (imprint and number).
c: Shifted transfer.

A copy with straight edge at left has been found with a strong shift which covers a much wider area than is usually found, showing doubling of most of the frame design in the lower half of the stamp. (Illustrated).

Another copy (position unknown) shows the more usual shift in a doubling of the bottom frame line and a little in the letters in the bottom panel.



Shifted Transfer
Guide Line at Left.

Plates used,—

1497—98, 99.
1500.
2802—03, 04, 05.
3557—65, 70, 76.

Plates not used,—

4777—83, 84, 85.

Quantity issued,—

The report of the Director of the Bureau of Engraving and Printing for the fiscal years ending June 30, listed the following quantities of eight cent stamps issued:

1903.....	13,664,826
1904.....	21,628,600
1905.....	26,301,600
1906.....	30,753,500
1907.....	31,875,300
1908.....	34,965,400
1909.....	17,652,248
Total.....	176,841,474

**#307—Ten Cent, Pale Red-brown. Webster. Watermarked USPS.
Perf. 12.**

Issued February 5, 1903.

The side of the ornamental frame consists principally of lateral fasces with battle-axes projecting from their tops, edges outward. "SERIES 1902" in a straight line at the top, and "UNITED STATES OF AMERICA" in two curved lines above the vignette. The numerals "10" are at the sides, superimposed on the fasces. "1782—WEBSTER—1852" appear below the portrait, with "POSTAGE TEN CENTS" in two straight lines across the base of the stamp. Portrait and frame engraved by Messrs. Baldwin, Ponickau, Rose and Ellis. Designed by R. Ostrander Smith after a daguerrotype by Whipple.



**Photograph of Original
Drawing—Not Used**

The first design, illustrated, while essentially the same idea as the accepted design showed a different vignette treatment, being elliptical instead of oblong. The fasces at the sides are a fitting tribute to Daniel Webster, lawyer, orator and statesman and once again we see the remarkable ability of R. Ostrander Smith, the designer, in framing the subject in a setting properly befitting the individual. This design in die proof form was approved on January 12, 1903 and almost thirty years later another Daniel Webster stamp was issued again showing the fasces at the side, the latter however being designed by the Bureau artist who succeeded Mr. Smith almost immediately after the 1902 stamps had been designed.

This value paid the combined single letter and registry fee on local mail, as well as the necessary postage on mail abroad weighing over one ounce or on single rate letters handled as supplementary mail on which the fee is double the normal rate.

The shades of this stamp were rather similar to those of the six cent when first issued, but were soon made lighter as those of the lower value were made darker to accentuate the difference so that in the rapid handling of mail the two values be not confused.

Shades.—Pale red-brown, red-brown, deep red-brown, pale orange-brown, orange-brown, deep orange-brown.

Varieties.—a: Usual four pane position blocks.
b: Plate number blocks (imprint and number).
c: Double transfer.

A double transfer, believed to be on stamp # 93 of the lower left pane of plate 2829, is generally recognized as the outstanding plate variety of the entire series. The design is doubled to the right and covers almost the entire stamp, no glass is needed to spot this double as the lines from the first impression, especially in the numerals of value are almost as strong as the lines of the fresh entry. (Illustrated).



**Double
Transfer.**
93 L.L. 2829

d: Shifted transfer.

A single copy, position unknown, shows a slight doubling of the inside frame line under "TEN CENTS."

Plates used.—

1590—91, 92, 93.
2289—90, 91, 92.
2826—27, 28, 29.

All plates made for this stamp were used.

Quantity issued.—

The report of the Director of the Bureau of Engraving and Printing for the fiscal years ending June 30, list the following quantities of ten cent stamps issued:

1903	12,251,226
1904	32,689,000
1905	36,473,400
1906	43,763,600
1907	48,414,900
1908	51,549,100
1909	34,869,348
Total	<u>260,010,574</u>

**#308—Thirteen Cent, Brownish Purple. Harrison. Watermarked
USPS. Perf. 12.**

Issued November 18, 1902.

This stamp was the first one issued of this series. It was also the first time the United States had one of a value of thirteen cents. This was provided to cover Registry and a single letter rate for international postage. The Post Office Department expected a heavy demand for these in place of one eight cent stamp for registry and a five cent stamp for the postage on a letter bound abroad.

Resting on each side of the upper half of the elliptical opening for the portrait is a semi-nude figure, the lower limbs being draped. That on the right holds a mallet in her right hand, while the left rests on a carved head. The left figure supports with her right hand a book resting on her knee, and the left pushes back the mantle covering her head. The bases supporting these figures and partly hidden columns carry an ornamental cornice bearing the words "UNITED STATES OF AMERICA" and "SERIES 1902" in four curved lines. The numerals "13" are in simple squared frames in the lower corners and the words "1833—HARRISON—1901" and "POSTAGE THIRTEEN CENTS" appear below the portrait. The vignette was engraved by M. W. Baldwin of the Bureau and the frame by L. F. Ellis. Design was by R. Ostrander Smith. The photograph of President Harrison was supplied by Mrs. Harrison.

The public did not take kindly to this odd value and the sales were the lowest of any value below the fifty cent stamp. There was however sufficient sale for this value to justify the Department continuing deliveries to post offices and the thirteen cent stamp remained one of the regular denominations as long as the registry rate remained eight cents.

The Department described this stamp as being printed from dark slate ink but all of the issued shades were of a decided brownish purple cast. This value, too, may be found in a wide range of colors and the difference was purposely made to prevent confusion with the eight cent stamp.

Shades.—Light brownish purple, brownish purple, purple brown, pale slate brown, slate brown, black brown.

Varieties.—a: Usual four pane position blocks.
b: Plate number blocks (imprint and number).
c: Shifted transfer.

A copy has been found, position unknown, which shows the bottom frame line doubled.

Plates used.—

1473—74, 75, 76.
3827—31, 35, 40.

All plates made were used.

Quantity issued.—

The report of the Director of the Bureau of Engraving and Printing for the fiscal years ending June 30, list the following quantities of thirteen cent stamps issued:

1903.....	3,149,121
1904.....	2,072,100
1905.....	2,518,000
1906.....	4,523,700
1907.....	5,075,300
1908.....	6,770,700
1909.....	3,831,253
1910.....	3,086,756
1911.....	263,244
Total.....	31,290,174

**#309—Fifteen Cent, Olive Green. Clay. Watermarked USPS.
Perf. 12.**

Issued May 27, 1903.

The portrait of Henry Clay, from an engraving by A. Sealey, is surrounded by an oak wreath and beaded line border. Above is a cornice and curved entablature carrying the words "UNITED STATES OF AMERICA." "1777—CLAY—1852" and "SERIES 1902" appear below the portrait, with "POSTAGE FIFTEEN CENTS" in two straight lines in straight panel across the bottom of the stamp. The numerals "15" are on small cartouches on either side, just above this lower panel. The simplicity of the design is exceptionally appropriate for the frame of a picture of a man such as Henry Clay, and the judgment of the designer, Mr. Smith, was most commendable.

To better understand the use for this and other higher values, it is advisable to study the postage rates at the time these stamps were issued. The classification of different articles having changed but little since then, there seems to be no need of going into a detailed list of those included in each class, and we have, therefore, generalized each group.

First Class Mail.	Letters, etc., and any sealed envelope or package. Rate, 2c per ounce or fraction thereof.
Second Class Mail.	Newspapers and periodicals, bearing notice of entry as second class when mailed by publisher. Rate, 1c per lb.
Third Class Mail.	Merchandise up to eight ounces—1c per 2 ounces or fraction thereof.
Fourth Class Mail.	Embraces all mailable matter over 8 ounces. Limit of weight 4 lbs. Rate, 1c per ounce.

In addition to this, there was also a Parcel Post classification for Foreign bound packages, at a rate of 12c per lb. for most countries served by this system except Chile and Bolivia, on which the pound rate was 20 cents. The limit of these packages was 11 lbs. In comparing the fourth class rate with parcel post it will be noticed that it cost more to send a package in the United States than it would have cost to Europe. There were no zones in the fourth class and a package mailed in New York for local delivery cost the same as it would if deliverable in Los Angeles.

This denomination was, therefore, used mainly for letters over 2 oz. to Europe and on fourth class and Parcel Post packages. The local rates being rather high there were comparatively few packages sent requiring blocks of four of this denomination and they are much scarcer than mint blocks.

Six plates were used to print the needed quantity of this stamp. The demand at first being small the plates used contained only 200 subjects while the later plates were the standard 400 subject plates. The 200 subject sheets, being cut vertically into panes of 100 for issuance to post offices, resulted in the right and left arrows remaining intact. The vertical cutting of the sheets also allowed two additional position blocks, the center line now being cut only vertically there remained the right and left halves of the center line blocks. On the halves of the center line blocks the vertical guide line at right or left is straight edge while the horizontal guide line is perforated.

The stamps from the 200 subject sheets are wider but not as tall as the stamps from the 400 subject sheets.

Shades.—Light olive green, olive green, deep olive green, greyish olive green.

Varieties.—a: Usual four pane position blocks.

b: Position blocks from 200 subject sheets.

1. Right and left halves top and bottom arrows (same as 400 subject sheet position blocks).

2. Right and left arrows complete.

3. Right and left halves center line blocks.

c: Plate number blocks (imprint and number).

d: Double Transfer.

A fine double transfer (position unknown) shows a southwest displacement in the lines of shading in the arch above the upper label, in the "ST TE" of "STATES," outside the left frame design, in the "P" of "POSTAGE," in "F T E" of "FIFTEEN" and below the bottom frame line.

Plates used,—

200 subject plates. (Watermark Vertical).
1607.
2330.

400 subject plates. (Watermark Horizontal).
3202—06, 08, 09.

All plates made were used.

Quantity issued,—

The report of the Director of the Bureau of Engraving and Printing for the fiscal years ending June 30, list the following quantities of fifteen cent stamps issued:

1903.....	344,756
1904.....	4,628,200
1905.....	6,152,400
1906.....	7,220,240
1907.....	8,784,180
1908.....	7,733,120
1909.....	6,342,858
Total.....	41,205,754

#310—Fifty Cent, Orange. Jefferson. Watermarked USPS. Perf. 12.

Issued March 23, 1903.

The vignette is a portrait of Thomas Jefferson, facing slightly left, after a painting, artist unknown. A vertical ellipse flattened at the bottom surrounds the vignette, the upper corners being filled in with conventional leaf ornaments.



THOMAS JEFFERSON.

Artist Unknown.

Perched eagles, with their beaks outward, appear in the lower corners and superimposed upon them are the denomination numerals "50." "SERIES

1902" and "UNITED STATES OF AMERICA" are in two curved lines above the portrait frame, and the dates and words "1743—JEFFERSON—1826" appear below. "POSTAGE FIFTY CENTS" in two lines occur at the base of the stamp.

It is interesting to note that there had been some agitation by business concerns for the issuance of a stamp of a rate between the fifteen and fifty cent values, one of either twenty-five or thirty cents being requested. An intermediate value was felt to be needed for carrying fourth-class packages weighing less than three pounds. The Department had this suggestion under advisement for some time, finally deciding against it.

But one plate was laid down for this denomination, the demand being rather limited. Blocks of four of this value were used principally on packages sent to Chile or Bolivia and are almost rarities, being even more desirable than mint blocks which are none too plentiful. The design was prepared by R. Ostrander Smith and the engraving work executed by Messrs. Smillie, Poniekau and Rose, of the Bureau.

Shades,—Orange, deep orange.

Varieties,—a: Usual 200 subject sheet position blocks.

b: Plate number blocks (imprint and plate number) top and bottom only.

Plate used,—

1602.

Quantity issued,—

The report of the Director of the Bureau of Engraving and Printing for the fiscal years ending June 30, list the following quantities of fifty cent stamps issued:

1903.....	78,706
1904.....	263,060
1905.....	325,610
1906.....	394,050
1907.....	458,230
1908.....	439,930
1909.....	411,688
1910.....	280,500
Total.....	2,651,774

#311—One Dollar, Black. Farragut. Watermarked USPS. Perf. 12.

Issued June 5, 1903.

The subject is a portrait of Admiral David D. Farragut, enframed by a particularly appropriate design. The border line of the vignette is a half circle surrounded by a panel bearing the words "UNITED STATES OF AMERICA" and in this stamp the numerals of value, "\$1" appear in the upper corners on small shields. A sitting marine holding a musket appears in the lower left corner and a sailor supporting a boat hook appears in the right. "1801—FARRAGUT—1870" are below the portrait, and "POSTAGE ONE DOLLAR" is across the base in an ornamental horizontal panel. The portrait is from an engraving by Charles Schlecht.

This is the highest value that actually served postal needs, being used for foreign bound packages weighing almost the acceptable limit. Except for a package sent first class mail weighing over thirteen pounds, there was no possible use for this denomination in blocks for postal service, and it is doubtful if it exists in used blocks.

The total quantity issued was not very big and mint blocks of four have always been a desirable item. Collectors who have not obtained copies of this stamp are advised to do so as the available supply is entirely inadequate in mint condition to fill the needs of United States collectors.

Shades,—Greyish black, grey black, black.

Varieties,—a: Usual 200 subject sheet position blocks.

b: Plate number blocks (imprint and number) top and bottom only.

Plate used,—

1629.

Quantity issued,—

The report of the Director of the Bureau of Engraving and Printing for the fiscal years ending June 30, list the following quantities of one dollar stamps issued:

1903.....	12,361
1904.....	45,940
1905.....	59,055
1906.....	65,240
1907.....	79,915
1908.....	68,890
1909.....	61,473
1910.....	35,000
1911.....	67,500
1912.....	9,000
Total.....	504,374

#312—Two Dollar, Blue. Madison. Watermarked USPS. Perf. 12.

Issued June 5, 1903.

The main use of the following two stamps was for settling certain accounts between individual Post Offices and the Department. When a publisher of newspapers or magazines asked for a change from third to second classification for his mail, an application was filled out at the local Post Office for this change and forwarded to Washington by the local postal authorities. The Post Office Department at times took as long as six months before reaching a decision and in the meantime the publisher was allowed to send his output at the lower requested rate, provided, however, that he deposit with his local Post Office the cash difference between the old rate and the one requested. If the Department passed favorably on his request the money deposited was refunded. If the plea was denied the local Postmaster would send the deposit on to Washington. Instead of sending money, however, a special form was filled out and the amount so deposited by the publisher sent to the Department in postage stamps cancelled with copying ink,—the duplicate copy of this special form kept on file showed a replica of the cancellation used. Due to the delay of the Department in reaching a decision there was apt to be a considerable amount of money to be forwarded at one time and for this the high value stamps were used. These stamp remittance forms, together with the cancelled stamps, were kept on file at the Post Office Department in Washington for about three months and were then destroyed, though a few at one time were given away. Unfortunately most of these high values were burned in the Department furnaces.

The Post Office regulations covering the above read as follows:—

“Where an application has been made, as hereinbefore provided, for the entry of a publication as second class matter, and a deposit is made of money sufficient to cover postage at the third class rate—one cent for each 2 ounces or fraction thereof—on all copies individually addressed for mailing, (for which a special receipt must be given the publisher), the postmaster will issue, on form furnished therefor, a permit conditionally allowing the publication transmission in the mails as second class matter pending its classification. Deposits of postage at said rate must be required on all issues mailed under such permit. If publication is accepted by Department as second class matter excess deposit will be refunded. If it is held to be third class matter the entire deposit must be sent to Third Assistant Postmaster General in cancelled postage stamps, which will be accounted for as sold and at fourth class offices as cancelled.”

The portrait of Madison is in a circular frame, after a painting by Gilbert Stuart. The border, designed by R. Ostrander Smith, consists of sprays of conventional palms on each side, the stems extending behind and below a sharp-pointed shield in each lower corner upon which are the numerals of denomination "\$2." "UNITED STATES OF AMERICA" in two curved lines appear above the vignette with "SERIES 1902" in the upper corners. Below the portrait are the dates and title "1751—MADISON—1836" on a curved ribbon, and across the base of the stamp we find the words "POSTAGE TWO DOLLARS" in an ornamental horizontal frame. The engraving was done by Messrs. Smillie, Ellis, Ponickau and Rose.

This stamp was the last of this series to remain on hand at the Bureau after all of the others had been distributed. A considerable quantity was issued to Postmasters as late as 1916, one year after the available supply of the \$5.00 value had been depleted. Most of the used copies available to collectors are from the years after this series was obsolete as changing postal services such as parcel post made high values necessary for payment of postage fees.

In 1917 there was a demand for two and five dollars stamps for parcels to Russia and it was necessary to re-issue the 1902 designs of this and the five dollar stamp. By that time the perforation had been changed to 10 gauge and as the paper used for the re-issue was unwatermarked there should be no logical chance of confusing this scarce variety with the later stamp.

Shades.—Blue, dark blue.

Varieties.—a: Usual 200 subject sheet position blocks.

b: Plate number blocks (imprint and number) top and bottom only.

Plate used.—1630.

Quantity issued.—

The report of the Director of the Bureau of Engraving and Printing for the fiscal years ending June 30, listed the following quantities of two dollar stamps issued:

1903.....	3,041
1904.....	6,355
1905.....	4,605
1906.....	5,235
1907.....	4,865
1908.....	1,355
1909.....	1,864
1910.....	1,258
1911.....	131
1912.....	1,238
1913.....	255
1914.....	506
1915.....	955
1916.....	6,209
Total.....	37,872

#313—Five Dollar, Green. Marshall. Watermarked USPS. Perf. 12.

Issued June 5, 1903.

The vignette, with the portrait facing slightly right, after an engraving by Charles Schlecht, is enclosed by an ellipse, with the lettering "UNITED STATES OF AMERICA" in a curved band around the upper part. "SERIES 1902" appear in small letters at the top of the stamp. A strong architectural feeling predominates in the design of the frame; fluted columns flank the sides, and on either end of the entablature immediately above these columns are mythological heads of Liberty and Justice, facing each other. The numerals "\$5" appear on scrolled backgrounds near the lower corners. Superimposed on Ionic

columns "1755—MARSHALL—1835" are beneath the portrait and "POST-AGE FIVE DOLLARS" are in two straight lines below. Engraved by Messrs. Smillie, Baldwin, Rose and Ponickau after the design by R. O. Smith.

This is the scarcest of the regular issues of the Twentieth century, in block form, though available for over twelve years. The quantity issued was very small and most of the stamps were used in the Department for transmitting certain funds as heretofore mentioned. Furthermore, there being no postal use for this denomination dealers did not stock it when current, as they could not even sell them for postage. Many copies in collections today were bought for less than face. This block is missing in most collections, even in those where price is no object. There are probably less than two hundred mint blocks known today.

Having been delivered to Postmasters as late as 1915, blocks of four in used condition are not likely to be nearly as scarce as the \$1.00 in this form. Shipments to Russia in 1917 often carried postage of \$20.00 or more and some of these used five dollar stamps undoubtedly found their way back to this country.

As mentioned under the preceding stamp, this design was re-issued in 1917 on unwatermarked paper and perforated on a 10 gauge machine. It being different from this stamp in both paper and perforation there should be no logical reason for confusing the later variety with this scarce one. The re-issue is generally considered as part of the 1917 issue and is so placed in most collections although if correctly labelled it could be considered as a variation of these two stamps and still be logical.

Shade,—Dark green.

Varieties,—a: Usual 200 subject sheet position blocks.

b: Plate number blocks (imprint and number) top and bottom only.

Plate used,—1620.

Quantity issued,—

The report of the Director of the Bureau of Engraving and Printing for the fiscal years ending June 30, lists the following quantities of five dollar stamps issued:

1903.....	2,811
1904.....	3,710
1905.....	5,885
1906.....	5,210
1907.....	11,545
1908.....	730
1909.....	3,001
1910.....	3,551
1911.....	2,646
1912.....	1,608
1913.....	3,134
1914.....	1,110
1915.....	4,270
Total.....	49,211

SPECIMEN POSTAGE STAMPS

This was the last of the regular issues that were handstamped "Specimen" and only a few of these were so overprinted. The first delivery of stamps to the Third Assistant Postmaster General for Specimens were no doubt handstamped by his office, but later deliveries were not so treated. The term "specimen" as understood by the Bureau and the Post Office meant stamps that were not intended for use as postage but were sent to the various foreign countries as a means of enabling them to identify our stamps when applied to letters and packages to be delivered to their domain. Some of the stamps listed under "Specimen" stamps by the Bureau, in their annual reports, were intended for

Post Office files and the Government collection. Because of the existence of these stamps imprinted with the word "Specimen" the following report has been sub-divided into various yearly reports:

- 1904 100 of each denomination delivered to Third Assistant Postmaster General for Specimen purposes. We believe that those were the only ones that were hand stamped "Specimen."
- 1904 721 of each denomination were delivered to the Third Assistant Postmaster General for the Universal Postal Union. None of these, or any of the following, were either overprinted or hand stamped.
- 1905 100 of each of the four cent and the ten cent for Specimen purposes.
- 1907 100 of each of the one cent and two cent Shield type for Specimen purposes, and 20 copies of each denomination for the Universal Postal Union.
- 1908 3 copies of each denomination for the Postal Administration of Siam.
- 1909 3 copies of each for the Empire of Ethiopia.
- 1912 1 copy each of the \$2.00 and \$5.00 for the Government Collection.

PROOFS AND ESSAYS

We have seen large die proofs of the entire set, including the two cent Shield type stamp, all mounted on cards. We have also seen small die proofs, 27x30mm, of the entire issue, with the exception of the two cent Shield type, although the latter may exist.

In addition to the regular proofs mentioned above there is at least one set of large die proofs that are marked "Approved" as well as some essays and color proofs. The essays are in some cases proofs of rejected designs or progress proofs showing incomplete designs. Because of the growing interest in Twentieth Century proofs and essays we have listed the unusual items we have seen.

The following items are from the collection of James B. Helme who has in addition a complete set of large proofs endorsed "approved." Two cent Shield,—Essay in carmine which shows no printing on the ribbon at top or bottom, has a star between "United" "States," stars above the "T" of "UNITED" and the "S" of "STATES" are larger than in the final design, the shading in the vignette background consists only of vertical lines and the face is unfinished.

Another essay, in black, shows the face still unfinished but the star between "UNITED" "STATES" is now missing, the stars above the "T" and "S" are smaller, and lettering has been added to the bottom ribbon.

Another essay, so called because the proof is not in the issued color, shows the accepted design in black.

Five cent,—An essay in blue, shows the figure at right unlike the accepted design, the posture is poor, hips too far to right, and the left figure is slightly different than the final design.

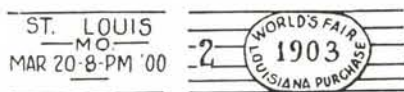
Another essay shows the figures corrected but the shading lines have not been added to either figure.

Chapter III

LOUISIANA PURCHASE COMMEMORATIVE ISSUE

1904

AS early as 1901 the promoters of the proposed exposition to be held in St. Louis in 1903, which was to commemorate the 100th anniversary of the Louisiana Purchase, succeeded in having a subsidizing bill passed in Congress. This was signed by President McKinley which assured the Government's interest and it was expected that a special series of stamps would be issued to advertise it. As a further aid in advertising the exposition, the Post Office Department authorized the issue of advertising cancellations. These carried the slogan "World's Fair, St. Louis 1903" (illustrated). It was later,



however, decided to postpone the opening of the exposition to the spring of 1904 as the anniversary date of the Louisiana Purchase would fall in December, 1903. Later slogan cancellations omitted the year date (illustrated).



Various philatelic papers carried suggestions as to the designs to be used on these stamps. The reception accorded the Pan American series of 1901 had been enthusiastic and collectors generally welcomed the idea of a new series of commemorative stamps. Among the subjects suggested were Napoleon and Louis XIV, for whom Louisiana was named, but it was finally decided to limit the vignettes to the Americans who had been identified with the Purchase and the Exposition.

In 1904 the new series was reported as follows: (1)

"The famous diplomat, Robert R. Livingston, who as Minister to France during the period of negotiations, and who in fact was the prime mover in bringing about the sale, will appear on the One Cent. Thomas Jefferson, who as President in 1803, and who officially approved the sale, is scheduled for the Two Cent. James Monroe, who as party to the transaction in Paris along with Livingston, is to be on the

(1) *Metropolitan Philatelist*, January 2, 1904.

Three Cents. William McKinley, as President, signed the bill that interested the Government in the exposition, will appear on the Five Cent. The Ten Cent design shows a map of the United States—the territory embraced in the Purchase is cross hatched so as to cause it to stand out in relief."

The official notice as sent to post masters by the Department describing the new issue is as follows:—

Louisiana Purchase Commemorative Series of Postage Stamps.

Washington, D. C., March 22, 1904.

Postmasters are notified that a special series of stamps in five denominations, to commemorate the Louisiana Purchase of 1803, and known as the commemorative series of 1904, will be issued beginning Apr. 21 for sale to the public during the term of the Louisiana Purchase Exposition, from April 30 to December 1, 1904. They must not be sold to the public before or after this period.

The denominations and subjects of these stamps are as follows:

One-cent, green; subject, Robert R. Livingston, United States Minister to France, who conducted the negotiations for the Louisiana Purchase.

Two-cent, red; Thomas Jefferson, President of the United States at the time of the Purchase.

Three-cent, purple; James Monroe, special ambassador to France in the matter of the Purchase, who with Livingston closed the negotiations.

Five-cent, blue; William McKinley, who as President of the United States approved the Acts of Congress officially connecting the United States Government with the commemorative exposition.

Ten-cent, brown; United States map showing the territory of the Purchase.

This series of stamps will not be issued in book form.

There will be no commemorative issue of stamped envelopes, newspaper wrappers, postal cards, special-delivery or due stamps.

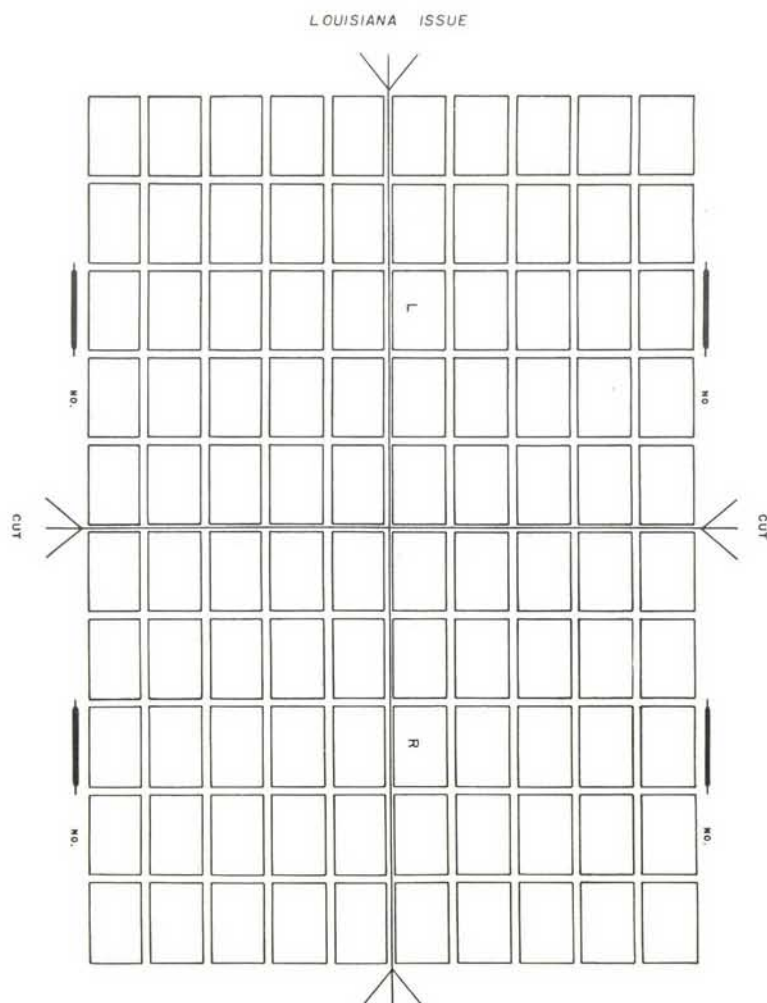
EDWIN C. MADDEN,
Third Ass't P. M. Gen'l.

Attention is called to the fact that the official notice mentions that these stamps would be issued beginning April 21st but that they must not be sold to the public before April 30th. This fact has generally been overlooked in the past and it can now be safely accepted that these stamps were not placed on sale to the public on April 21st, 1904, as was the general belief, but on April 30th. Attention is also called to the fact that these stamps remained on sale only during the term of the exposition and all copies remaining unsold on December 1st were recalled and destroyed. The stamps remaining in the hands of the public however continued to be valid for postage. The quantities listed under each denomination were for the total number sold and do not include those destroyed.

These stamps were printed in sheets of 100 subjects divided into panes of 25 by horizontal and vertical guide lines, terminated by arrows in the margin. The full sheets were cut along the vertical guide line into post office panes of 50 and so delivered to the various offices. This method of cutting left a complete arrow at the right and left with the horizontal guide line perforated. Position varieties not obtainable in the 1901 commemorative series became available in this group.

It is important for one collecting blocks to keep in mind the make-up of the plates of the various issues. These sheets having been cut along the vertical guide line, blocks showing a line at either right or left must be imperf. along that edge. We call particular attention to this point as a reputable dealer recently offered us quite innocently a bottom arrow block from the left pane that had been very cleverly re-perforated along the guide line. This now reposes in our reference collection, but there must be other examples of counterfeit perfs. floating around. Look out for them. All important position varieties are listed under the one cent stamp and are available in all denominations. The sheets of 100 subjects each had two plate numbers and imprints, on the top and bottom, the number being above or below the fourth stamp on the top or bottom row of each pane, with the imprint in relative position on the two previous stamps.

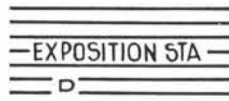
Plate number strips of this group generally show the complete top or bottom 50 subject pane margins with split arrows at either right or left.



The designs were not as pleasing as other commemoratives that had been produced by the Bureau, and this plus the large size, $1\frac{3}{8} \times 3\frac{1}{32}$ of an inch, caused them to be rather frowned upon by the public. Their sale finally became so small that the Department notified various Postmasters to push them as strongly as possible, though not necessarily to force them upon any one who might object to their size.

Whereas the Pan American series won the attention of even non-collectors by their beauty and many copies were saved, this group was generally unpopular with philatelists and the users of postage stamps. This attitude on the part of collectors, coupled with the limited quantity issued, has made this series very desirable to modern philatelists and blocks of four are much sought after.

At the exposition grounds, the Post Office Department opened a branch post office. This had a special cancellation bearing the words Exposition Sta. between solid bars (illustrated). This type of cancellation is much rarer than the standard type of exposition cancellation which was used prior to the opening exposition as well as during the time the exposition grounds were open.



As was the case in the Pan American issue, covers showing these stamps used during 1904 are quite desirable, especially those having the exposition cancellation or those mailed from the exposition station. There being no special use for the three-cent, covers generally show this value being used to make up part of the five-cent rate for mail to Europe. The ten-cent was generally used to pay the combined registry and local postage rate. The ten-cent of this issue on cover is considerably scarcer than the same denomination of the Pan American issue.

#323—One Cent, Green. Robert R. Livingston. Watermarked USPS. Perf. 12.

Issued April 30th, 1904.



ROBERT R. LIVINGSTON—By Gilbert Stuart

The portrait of Livingston after a painting by Gilbert Stuart, was engraved by W. M. Baldwin. The general stamp design was prepared by C. A. Huston, at that time artist of the Bureau,—Mr. Smith, who had designed the several previous issues having returned to the American Bank Note Company. The frame is severely plain, the vignette enclosed by two aenemic looking columns supporting a flattened arch. In the spaces between the portrait and the columns are suggestions of the general type of country of the Purchase, the swamp lands of the extreme Southern portion depicted on the left and on the right side the mountainous territory of the North, with an immigrant's wagon in the foreground. "UNITED STATES OF AMERICA" appears in slightly curved bold lettering across the top of the stamp and "COMMEMORATIVE SERIES OF 1904" in much smaller type in the two upper corners. Small shields in the lower corners bear the numerals "1" and between them are the words "POSTAGE ONE CENT." Directly under the portrait, on a flowing ribbon, is found

the name of the subject, together with the years of birth and death, "1746-1813." The frame was engraved by L. F. Ellis, Robert Ponickau and G. Rose. The portrait is much too large for the frame and appears to be pushing the central portion of the stamp upward, the entire design being out of scale.

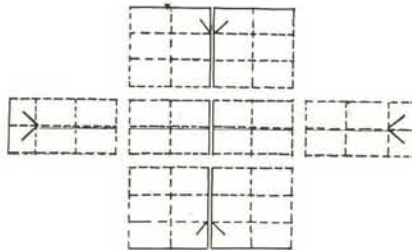


In cutting the sheets along the vertical guide lines six position varieties became available in addition to the complete arrows at the right and left. These additional position varieties are all part of the vertical guide line. The top and bottom arrows were split by the sheet cutting and position blocks are obtainable with the cut line at right or left, with the half arrow in the adjacent margin. Where the perforated horizontal guide line intersects the vertical line position varieties are found with the line at right or left along the "straight edge." In collecting these latter position varieties it is essential that some part of the cut line be visible as these positions are very desirable and this line is proof that the blocks from the horizontal centre lines are not "trimmed" copies.

Shades,—Green, dark green.

Varieties,—a: Position blocks.

1. Right and left arrows complete.
2. Split arrows right and left halves—top and bottom.
3. Perforated horizontal guide line to vertical guide line at right or left.
4. Perforated horizontal guide line between stamps.
5. Plate number blocks.



Straight Edge Position Blocks—Sheet Cut Vertically.

b: Double transfer.

A single copy (position unknown) shows an upward doubling in the lower left corner of the stamp. This may be assumed to come from one of the early plates as it was found on a cover dated May 1st, 1904. (Illustrated).

c: Plate flaw.



Double Transfer.



Stamp # 2 of the left pane Plate 2138 shows a strong vertical gash across the lower part of the left "1." (Illustrated).

A stamp from the bottom row of Plate 2164 shows a distinct curl below the left "1." The mark runs from the solid background surrounding the numeral into the margin below the design. This like the other plate flaw is no doubt due to a damage to the plate.

Plates used,—

2113—14, 15, 16, 17, 18, 19, 20, 29, 30, 31, 32, 37, 38, 39, 40, 49, 50, 51, 52, 61, 62, 63, 64.

Number issued,—79,779,200.

#324—Two Cent, Carmine. Thomas Jefferson. Watermarked USPS. Perf. 12.

Issued April 30, 1904.



The portrait of Jefferson, from a painting, artist unknown, was engraved by G. F. C. Smillie,—the ornamental frame, lettering and numerals by Messrs. Ponickau, Rose and Ellis, of the Bureau of Engraving and Printing. The frame, designed by Mr. Huston, is similar to the one cent stamp, the vignette columns and arch being slightly heavier and the views at either side being replaced by the numerals "2" in a small ellipse on end surrounded by laurel wreaths, the ribbons of which bear the two dates "1743" "1826." The title "JEFFERSON" appears in a straight panel below the portrait. The balance of the lettering is the same as the lower value.

Though an extremely large quantity of stamps were printed for this value, there was but little variation in the general run of shades. Most of these being a variation of the standard carmine or bright carmine color. There is however, one extremely scarce shade which is strikingly different from any of the other shades usually encountered. The color is a distinct orange red and few copies have ever reached the hands of collectors. Copies have been seen from plate 2153 which seems to indicate that this color did not come from one of the earliest printings.

Shades,—Carmine, bright carmine, orange red.

Varieties,—a: Position blocks.

b: Imperf. horizontal.

A sheet was found in the middle west on which all horizontal perforations were lacking. This sheet was broken up some years ago after having originally been in the Worthington Collection. It could produce only 10 blocks of 4 and 5 pairs and it now seems certain that some of these blocks have since been broken into pairs. Only one complete right arrow block is in existence. This part perf. sheet was the right pane of plate 2156.

c: Shifted transfer.

Two used copies have been found showing a shift of the shading lines in the lower part of the left column.

Plates used,—

2069—70, 71, 72, 81, 82, 83, 84, 93, 94, 95, 96.

2125—26, 27, 28, 45, 46, 47, 48, 53, 54, 55, 56, 57, 58, 59, 60, 65, 66, 67, 68, 77, 78, 79, 80, 82, 83, 84, 85.

Plates not used,—

2197—98, 99.

2200.

Number issued,—192,732,400.

#325—Three Cent, Violet. James Monroe. Watermarked USPS.
Perf. 12.

Issued April 30th, 1904.



This design is more in scale than the two previous ones, tho so far as the general arrangement of lettering is concerned it is the same. The vignette frame consists of a well balanced cartouche flanked on either side by smaller ones bearing the numerals of value. The portrait of Monroe, engraved by G. F. C. Smillie, is taken from a painting by J. Vanderlyn, now hanging in the New



JAMES MONROE.

York City Hall. It is enclosed in an oval frame and a laurel wreath, the flowing ribbons beneath it carrying Monroe's name and the dates "1758" "1831." Designed by C. A. Huston, and the frame engraved by Robert Ponickau and G. Rose.

This was the only 3 Cent commemorative issued in the twentieth century for use while the letter rate was 2 cents. In all other *short* set commemoratives where there was an intermediate value between the 2 Cent and 5 Cent denominations a 4 Cent value was used. There was little need for this value on domestic mail and as most of the copies used were in addition to the 2 Cent value for foreign bound mail they are as desirable cancelled as in mint condition. With the exception of the 10 Cent fewer copies of this value were issued than any of the others.

Shades.—Violet.

Varieties.—a: Position blocks.

b: Shifted transfer.

Several minor shifts have been found showing a doubling in the vertical frame lines at the left.

Plates used.—

2101—02, 03, 04. All plates were used.

Number issued.—4,542,600.

#326—**Five Cent, Blue. William McKinley. Watermarked USPS. Perf. 12.**

Issued April 30th, 1904.



The design is practically a combination of the two and three cent frames. The fluted columns have been placed further apart, one on each side of a circular frame line enclosing the portrait. In this case, however, they do not support



Smillie Engraving of WILLIAM MCKINLEY After a Photograph by Courtney.

anything and their base, being covered by palm branches, seems to rest on thin air. Small cartouches again appear on either side bearing the numerals "5," and on a ribbon beneath the circular frame appears "1814—McKINLEY—1901." "UNITED STATES OF AMERICA" in a straight line at the top of the stamp,—“COMMEMORATIVE SERIES OF 1904” in a curved line above the portrait and “POSTAGE FIVE CENTS” across the base complete the design.

This value was also mainly used for foreign bound mail and used copies are almost as desirable as the 3 Cent value.

President McKinley's portrait was engraved from a portrait by G. F. C. Smillie, and the frame by Robert Ponickau and G. Rose, the design being made by C. A. Huston after the Smillie engraving of the photograph made by Courtney of Canton, Ohio.

Shade.—Dark blue.

Varieties.—a: Position blocks.

Plates used.—

2097—98, 99.
2100.

Number issued.—6,926,700.

#327—Ten Cent, Brown. Map of United States. Watermarked
USPS. Perf. 12.

Issued April 30th, 1904.



The central picture is a map of the United States, the territory of the Louisiana Purchase being shown in a dark tint, with the year of the Purchase "1803" obliquely across the face of the shaded portion.

The map is enframed by a plain panel at the top bearing the words "UNITED STATES OF AMERICA" "SERIES OF 1904,"—the upper parts of fluted Doric pilasters on either side, a straight panel across the bottom with "POSTAGE TEN CENTS" in bold letters and small foliated ellipses in the two lower corners with the numerals of value. The composition is top heavy.

The map from which the drawing was made was furnished to the Post Office Department by the General Land office. The stamp was engraved by Robert Ponickau, L. F. Ellis and G. Rose, of the Bureau, from a drawing by C. A. Huston.

Shades.—Red brown, dark red brown.

Varieties.—a: Position blocks.

Plates used.—

2105—06, 07, 08. All plates were used.

Number issued.—4,011,200.

SPECIMENS

This stamp is listed as having been over-printed "SPECIMEN" but we find that this was done on but very few copies,—no doubt on some of those delivered

to the Third Assistant Postmaster General. The Bureau listed the following as "SPECIMEN" stamps.

Year ending June 30, 1904.

721 copies of each for the Universal Postal Union.

100 of each for the Third Assistant Postmaster General for "SPECIMENS."

PROOFS

Beginning with this issue, the proofs of the 20th Century United States Stamps become extremely rare and very few ever reached collectors. Large and small die proofs are available. It is not believed likely however, that more than five sets of both sizes combined are in the hands of collectors.

Chapter IV

JAMESTOWN EXPOSITION ISSUE

1907

THE settlement of Jamestown is a significant chapter in the history of our country. Captain John Smith, who promoted and saved from disaster the settlement of the Jamestown plantation, was one of the most versatile of the early adventurers to reach our shores. Besides being a soldier of fortune, he was a writer of no mean ability and a man of great modesty, good judgment and magnanimity. The tale of the beautiful daughter of Powhatan was only one incident in his interesting and varied career. Because this episode, having an intimate connection with the Jamestown settlement, it was most fitting that the portraits of both Captain John Smith and Pocahontas, as well as a picture of the founding of the colony, should have been selected for the three stamps of this series.

Early in 1903 the Virginia Historical Society petitioned the Post Office Department to issue some special stamps to commemorate the founding of Jamestown, the tercentenary of which was to be held in 1907.⁽¹⁾ The Society's request was rather broad, as it asked for a complete set from one cent to one dollar, similar to the Omaha issue, and suggested the various subjects to be used, one of which was to be King James of England for whom the colony was named. Since the issuance of the Omaha series, to which there had been strong objections regarding the high denominations, the Department had kept commemoratives to low values, and in approving the Jamestown issue it was decided to issue but three stamps,—of the one, two and five cent values. The set was designed by C. A. Huston, of the Bureau. After considerable study the Department decided to place Captain John Smith on the first stamp, a picture of the founding of Jamestown on the second and Pocahontas on the third.

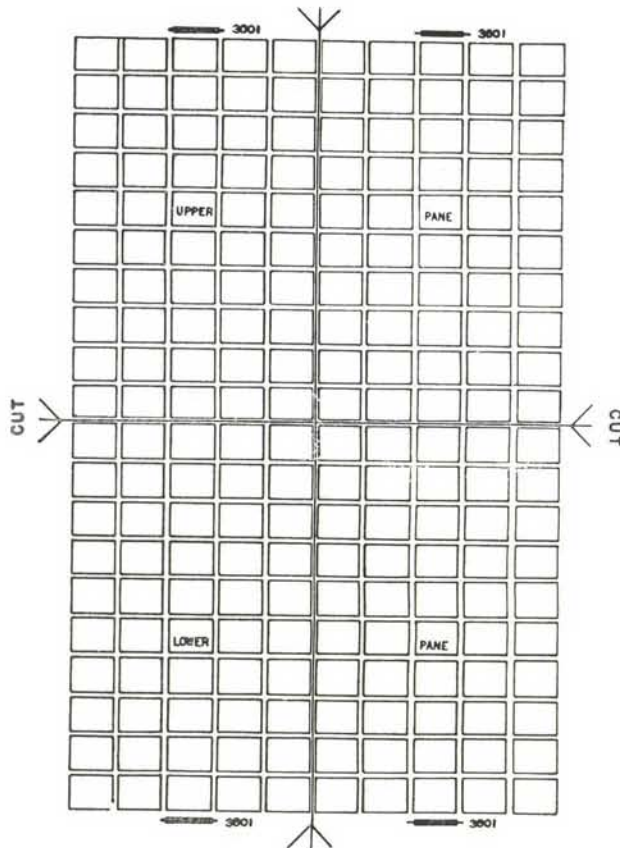
The Post Office Department at first contemplated issuing only one cent and two cent values, according to the report of the Postmaster General for 1907, leaving entirely out of consideration that figure of romantic interest in the early history of the colony—Pocahontas. Petitions were presented by certain historical associations strongly urging that she be honored with a place in the commemorative issue of postage stamps and her portrait was ultimately placed on a 5 cent stamp. It was admitted that this denomination would be used by foreign visitors to the Jamestown Exposition for their international correspondence and was really needed to complete the series.

Quite some time prior to the opening of the exposition, the Post Office Department supplied the Norfolk, Virginia, Post Office with a slogan cancellation calling attention to the exposition to be held at Hampton Roads, Virginia, from April 26th, 1907 to December 1st, 1907. This cancellation continued in use in Norfolk until the close of the exposition (illustrated).

(1) *Metropolitan Philatelist*, 1903.



These stamps were rectangular in shape $49/64$ ths by $1-3/64$ inches in size, the longer side being horizontal. They were printed in sheets of 200 subjects which were divided into panes of 50 by horizontal and vertical guide lines terminating in arrows. The sheets were cut into panes of 100 along the horizontal guide line and so issued to the public. There were 4 imprints and plate numbers to each sheet. At the top of the sheet, the imprint appeared over the third and eighth stamps of the upper row followed by the plate numbers over the fourth and ninth stamps. The imprints and numbers were in similar positions below the last row at the bottom of the plate. Being cut horizontally, complete arrows were obtainable at top and bottom. The right and left arrow, as well as the center line block were cut, which resulted in these positions being straight-edged at either top or bottom. Perforated guide lines at the top or bottom of the stamp may therefore be easily recognized as having been reperfected.



Covers containing the one and two cent stamp of this issue are not too scarce although those containing the exposition cancellation are quite desirable. The five cent however is extremely scarce and it may safely be said it is the rarest commemorative item on cover, used at the proper time, among early 20th century non-error varieties.

Even in these early days, the question of supplying stamps to collectors had assumed considerable importance in the eyes of the Post Office Department. This fact is well illustrated in the following announcement which also contained instructions that the stamps were to be returned to the Post Office Department for destruction after the close of the exposition.

Jamestown Commemorative Postage Stamps.

OFFICE OF THIRD ASS'T P. M. GEN'L

Washington, D. C., Nov. 4, 1907.

Many people like to use the commemorative issues of postage stamps because of their distinctive designs, and stamp collectors generally desire them for philatelic purposes, but put off their purchases until after the sale of the stamps has been discontinued, and are then disappointed because the postmaster cannot supply them. This disappointment can be avoided by purchasing at once all the Jamestown commemorative stamps that may be desired. While the sale of these stamps is to be discontinued by postmasters after Nov. 30, those remaining in the hands of the public after that date will continue to be good for postage indefinitely.

If their stocks are exhausted, postmasters will make special requisition on the Third Assistant Postmaster General for commemorative stamps, provided 100, or multiples of 100, of each denomination desired are ordered by patrons.

It is suggested that postmasters cause announcement of the foregoing to be made in the newspapers if it can be done as a news item without expense to the Department.

The attention of postmasters is particularly directed to the instructions of Sept. 19, 1907, pages 9 and 10 of the October supplement to the 1907 Postal Guide.

If any postmaster finds that he cannot dispose of his stock of Jamestown commemorative postage stamps by November 30, he should so advise the Third Assistant Postmaster General immediately, stating the quantity that is likely to remain unsold, when the stamps will be transferred to another post office.

A. L. LAWSHE,
Third Ass't P. M. Gen'l.

#328—One Cent, Green. Captain John Smith. Watermarked USPS.
Perf. 12.

Issued April 25th, 1907.



CAPTAIN JOHN SMITH.

Engraved by Simon Pass after a
drawing by Robert Clark.

From the sixth state of the map in
the 1627 edition of "General His-
torie" by Captain John Smith, from
a copy in the Boston Public Library.

The general design is quite heavy in feeling,—the central feature being a portrait of Captain John Smith,—the words “UNITED STATES OF AMERICA” and “FOUNDING OF JAMESTOWN 1607” in two lines form an arched panel over the vignette,—the lower ends of the panel are covered by two rather poorly composed shields containing the numerals of value. In the upper corners of the stamp are replica bas reliefs of Pocahontas and Powhatan. “COMMEMORATIVE SERIES 1907” appears across the top of the stamp and two horizontal panels at the bottom contain the title “1580—CAPT. JOHN SMITH—1631” and “POSTAGE ONE CENT.” The vignette is a portrait of Smith from an engraving by Simon Pass after a drawing by Robert Clark which was part of a map of New England drawn by Captain John Smith in 1614. This map was first printed in connection with Smith’s book “A Description of New England” which was published in 1616. The map was reprinted nine times from the same plate but through frequent usages, the plate had to be recut frequently. The portrait of Captain Smith which was used on this stamp is identical to the one which appeared on the fifth and sixth state of the map. A copy of the sixth state of this map is in the Boston Public Library copy of the “Generall Historie” 1627 edition (illustrated). The vignette was engraved by M. W. Baldwin and the rest of the design was executed by G. Rose and E. Hall of the Bureau of Engraving and Printing.

Shades.—Green and dark green.

Varieties.—a: Position blocks.

1. Top and bottom arrows complete.
2. Vertical guide line blocks with horizontal straight-edge guide line at top or bottom.
3. Top and bottom halves of right and left arrow.
4. Plate number blocks.

b: Position dot.

A variety has frequently been reported as an extra curl on the top of John Smith’s head. Such a variety could only come from a piece of the transfer roll being dislodged or from the transfer roll picking up some foreign substance. If this were the case, stamps in consecutive positions would show this variety until it had disappeared due to a change in the transfer roll. We have seen copies of large blocks of this stamp where the “curl” was found on numerous copies but was not in consecutive order. A close examination revealed this variety to be caused by a position dot which had not been entirely removed.

c: Relief break.

A block of stamps from the bottom pane of plate 3540 each shows a definite and marked weak spot in the bottom frame line below the letters “EC” of “ONE CENT.” The line in this section of the design is extremely thin and almost fades out which would indicate that a piece of the design on the transfer roll broke away causing the bottom frame line to be weak as indicated. This may be found on other plates.

d: Shifted transfer.


Many copies may be found of this stamp showing a shift along the left side of the design. This doubling is most obvious in the vertical line in the center of the numeral.

A better type of shift shows doubling throughout much of the left side of the design.

e: Double transfer.

A top strip from plate # 3543 shows a double transfer in each of the three stamps. The doubling in each case is downward and to the left, showing in both top and bottom labels, the left numeral, the ribbon below the portrait and in the vertical shading lines of Captain Smith’s coat of mail. (Illustrated).

A southwest double showing added lines in the bottom frame line, in the bottom label, and in the ribbon has been found, position unknown.



Three Double Transfers Below Top Plate Number Strip 3543.

Plates used,—

3538—40, 41, 42, 43, 44, 45, 46.
3799.

Plates not used,—3802—04, 07.

Number issued,—77,728,794.

#329—Two Cent, Carmine. Founding of Jamestown. Watermarked USPS. Perf. 12.

Issued April 25th, 1907.

This is the most pleasing design of the set. The inner lines of the frame are graceful and the general composition is good. The customary commemorative legend appears across the top and immediately below in a slightly curved panel are "UNITED STATES OF AMERICA." The sides of the frame are of flowering tobacco and corn stalks, their leaves breaking the sides of the vignette, and their lower parts covered by small simple shields bearing the numerals "2."

The central picture of the landing of the settlers was furnished to the Post Office Department by the Jamestown Exposition Company. An exhaustive search has failed to locate the original and the artist remains unknown. On the shore, in the foreground, is a man with upraised sword and carrying a flag,—others are disembarking from a small boat at the water's edge. Two boats follow, carrying others of the company and in the distant waters of the bay are three good sized sailing ships of that period. The title "FOUNDING OF JAMESTOWN 1607" is immediately below the picture and "POSTAGE TWO CENTS" in a simple panel across the bottom of the stamp. The central picture was engraved by Robert Ponickau and the frame by G. Rose and E. Hall.


Shades,—Carmine, bright carmine.

- Varieties,—a: Position block.
b: Relief break.

There is a small weak spot in the bottom frame line below the "W" of "TWO." These have been seen on numerous plates including 3504 and 3577.

- c: Shifted transfer.

The usual shifted transfers in this value show along the extreme right side, being mainly just inside the frame line. A marked shifted transfer, position unknown, has been found which shows a shift through a much wider area.



Double Transfers From Top Plate Number Block, Plate #3657.

- d: Double transfer.


A top plate number block of 4 from plate 3657 shows two stamps having a double transfer. The two upper stamps have a faint top frame line as if an earlier entry had been removed. On one of the upper stamps there is a marked evidence of the previous entry in the upper left corner. A better double is on the lower right stamp of the block and shows on the upper left corner in "COMMEN," "UNITED" and in the left frame line. (Illustrated).

A single copy with straight edge at top shows a double transfer which is slightly eastward and considerably upward. Evidence of the previous entry may be seen above the bottom frame line and the lower left corner, the left numeral and several places in the upper panel. (Illustrated).

A strong westward double has been found in a single copy straight edge at top. Evidence of the previous entry may be seen outside the left frame line, inside the right frame line and along the left side of the design. (Illustrated).

- e: Two way double transfer.

The stamp under a top imprint from plate 3593 shows a small two way double transfer. A northwest displacement shows outside the upper left frame line and many letters of both upper and lower labels. The eastward displacement shows outside of the right frame line and various parts of the stamp. (Illustrated).



Double Transfers.

Two Way Double Transfer.

f: Defective entry.

A copy has been found with perforated guide line at right which shows a decided break in the right frame line opposite the shield.

g: Twisted entry.

The stamp below plate # 3593 and to the immediate right of the two way double transfer mentioned above, shows a strongly twisted entry. The upper left and lower left corners of the stamp are considerably higher on the right side. This is quite marked and needs no ruler.

Plates used,—

3504—05, 12, 13, 17, 20, 22, 24, 77, 78, 79, 80, 92, 93, 94, 95.
3601—02, 03, 04, 10, 13, 18, 19, 55, 56, 57, 58, 71, 72, 77, 78.

Plates not used,—3770—75, 80, 87.

Number issued,—149,497,994.

#330—Five Cent, Blue. Pocahontas. Watermarked USPS. Perf. 12.

Issued May 3rd, 1907.

The central figure, an interesting portrait of Pocahontas, was engraved from a portrait in "The Generall Historie of Virginia, New England and the Summer Isles," written by Captain John Smith and published in London in 1624. This picture was engraved by Simon Van de Passe, of the Dutch School, from a painting taken from life, owned by Peter Elwin, of Booton Hall, near Aylsham, Norfolk, England, and was presented to him by a Madame Zuchelli, the original artist being unknown.



POCAHONTAS.

Engraved by
Simon Van de Pass.

This is also taken from Cap-
tain John Smith's Book "Gen-
erall Historie," Published in
London in 1624.

*Matoaka als Rebecca daughter to the mighty Prince
Powhatan Emperour of Mianoughkomuck als Virginia
converted and baptiz'd in the Christian faith, and
sister in law wife to the Capt. M. John R.*

The portrait is in a simple elliptical frame, a ribbon bearing "1595—POCAHONTAS—1617" breaking its base.

The frame of the stamp is a series of four panels, the top containing the words "UNITED STATES OF AMERICA"—the sides "COMMEMORATIVE

SERIES 1907" and the lower one "POSTAGE FIVE CENTS." The spaces between the vignette and side panels are filled with simple shields with the numerals of value and flowing ribbons above with the words "FOUNDING OF JAMESTOWN 1907." The portrait was engraved by G. F. C. Smillie, the ornaments by Robert Ponickau and the lettering and numerals by E. Hall and G. Rose.


Shades.—Blue, deep blue.

Varieties.—a: Position block.
b: Shifted transfer.

Numerous copies of this value may be seen with the shift along the right side of the design, being most prominent along the left edge of the right numeral value and the year date 1907.

c: Double transfer.

A single copy, position unknown, shows a marked eastward displacement throughout most of the right side of the design. (Illustrated).



Double Transfer—Position Unknown.

d: Plate flaw.

A lower stamp from plate 3561 shows three colorless dots adjoining the "P F C" of "POSTAGE FIVE CENTS."

Plates used.—3554—56, 60, 61. All plates used.

Number issued.—7,980,594.

Stamps delivered by the Bureau of Engraving and Printing for "Specimen" purposes:

To the Post Office Department, for the Universal Postal Union, 727 copies of each.

To the Third Assistant Postmaster General, for "Specimens"—100 of each.

None of the above were surcharged either "Universal Postal Union" or "Specimen" officially,—the use of the term "Specimen" simply denotes that these stamps were not intended for postal service. The hand stamp was returned to the Postmaster General after the Travers' trial, and its use discontinued.

PROOFS AND ESSAYS

Large die proofs exist of the various values marked approved.

Small die proofs are also available and it is believed that less than five sets of both sizes are available to collectors.

The collection of James B. Helme contains two essays of the five cent design. One essay in blue shows no shading lines whatsoever in the background, resulting in a design far more beautiful than the issued stamp. Another essay in black shows no shading in the main ribbons of the design.

Chapter V



THE WASHINGTON-FRANKLIN SERIES

1908-21

DURING the latter part of 1908 the Post Office Department issued a new set of ordinary stamps to supersede the then current series of 1902. Some of these new stamps were not replaced by other designs until 1922. They were practically identical except for changes in perforation and watermarks and carried mail as current stamps for a longer period than any previous issue. Some of the designs were slightly changed in 1912 but being part of the current series were considered by philatelists as belonging to the same group.

Collectors have had more difficulty with these than with any of the previous series. It is true that there were only twenty-eight different stamps in this group but they were issued in one hundred seventy-five different *major* varieties. The Post Office Department does not look at a change of watermark or perforation in the same light as do philatelists and so no records appeared in the official reports when different papers, etc., were used. As late as 1925 the report of the Director of the Bureau of Engraving and Printing still listed some of the stamps issued during the previous fiscal year as "Series of 1908." To a philatelist "Series 1908" means certain stamps perforated 12, printed on double line watermark paper, while to the Bureau of Engraving and Printing or the Post Office Department it signifies a stamp bearing a portrait of Washington made from the same master die as first used in 1908.

We believe that there is some logic in the Bureau's point of view. After all, most of the stamps carrying a portrait of Washington were made from the same master dies, and in many cases the same plates were used for stamps printed on the different types of paper and with varying perforations. A better understanding of these stamps can best be obtained by grouping them together and listing each perforation or type of paper as a major variety of that stamp.

According to the report of the Third Assistant Postmaster General for the fiscal year ending June 30th, 1909, this new issue was designed with the object of obtaining the greatest simplicity commensurate with artistic result. For the sake of uniformity the head of Washington (a profile from Houdon's bust at Mount Vernon) was adopted as a subject for all denominations except the one cent, which bore the head of Franklin, the first Postmaster General. The border designs are identical on all stamps. The head appears within an ellipse on end with laurel leaves on either side; the words "U. S. POSTAGE" appear above in a straight line and below the vignette the denomination is expressed in words on the one cent and two cent and in numerals on the other denominations.

J. E. Ralph, Director of the Bureau of Engraving and Printing, in his report for the fiscal year ending June 30th, 1909, says:

"The design was purposely made in a character permitting a style of engraving that greatly enhances the life of the steel plate, with consequent considerable reduction in the cost of producing the stamp."

The peculiar feature of both the one cent and two cent stamps of the 1908-10 series was the omission of the numeral of value. The Universal Postal Union rules require numerals on all values called for by the postal convention. The omission of numerals was undoubtedly an error but strange to say these two low values were continued in use until 1912 without any change being made to conform to regulations. The Department had at first planned to issue the entire series with the denomination in words, but before the stamps appeared numerals were substituted on the higher values. The *Metropolitan Philatelist* of January 2, 1909, commented as follows:

"The new stamps are coming out slowly and contrary to special information we find that the design has been altered to include numerals on all higher values."

Arthur E. Owen reported that the master dies for several values originally had the denomination in words but were changed before any plates were made,— he also called attention to the fact that more than one hundred plates of the one cent and two cent value had been made before the higher value plates were laid down. We have seen proofs of the 3, 4, 5 cent stamps which show the denomination in words.

A short time before this new issue was to appear Charles H. Dalton of Boston, wrote to Winthrop M. Crane, United States Senator from Massachusetts, sharply criticizing the Stuart portrait of Washington then in use on the 2 cent stamps and strongly advocating a return to the profile head taken from the Houdon statue that had been retired in 1903.

He further recommended that this head be used for all denominations, citing the hundreds of stamps issued by the British Post Office all bearing the profile portrait of King Edward VII. This letter, through Senator Crane, received careful consideration by Postmaster General Meyer and the officials of the Bureau, and it was finally decided to follow the suggestion. It is interesting to note that before the matter was officially passed on it was the intention to use Lincoln's head on one of the new stamps and you will find this story in detail under the Lincoln Memorial Issue.

This new issue of stamps was called to the attention of those connected with the postal service in the following official notice:

"NEW POSTAGE STAMPS.

OFFICE OF THIRD ASS'T P. M. GEN'L

Washington, D. C., Oct. 23, 1908.

1 Postmasters and others connected with the postal service are notified that the Department has in course of preparation a series of adhesive postage stamps of new design, known as the series of 1908.

2. The denominations are 1, 2, 3, 4, 5, 6, 8, 10, 13, 15, 50-cent, and \$1.

3. The subject of the 1-cent stamp is the head of Benjamin Franklin in profile from Houdon's bust. All the other denominations bear the head of George Washington in profile from Houdon's bust. The border designs of all the denominations are identical, the head being in an ellipse on end, with laurel leaves on either side of the ellipse. Above the head are the words "U. S. Postage"; below it, the denomination. The size and shape of the stamps are the same as of the series of 1902.

4. Stamp books containing the new 2-cent stamps will be ready for issue to postmasters on Nov. 16, 1908. The 2-cent stamps in sheets and the other denominations will be issued as the new stamps are printed, and announcement will be made in the Daily Bulletin and the monthly Postal Guide when they can be supplied.

5. Requisitions for stamps will be filled with the old designs until the Department's supply of the latter is exhausted, unless the postmaster indicates that the new stamps are preferred. This may be done by writing the words "1908 series" at the top of the requisition blank (Form 3201). A special requisition blank will not be provided by the Department for the new stamps.

6. If the initial demand proves so great that the Department's supply of the new stamps becomes exhausted or depleted, requisitions calling for "1908 series" will be filled in whole or in part with stamps of the old designs. Postmasters must not return to the Department any undamaged stamps of the old series. They will continue to be valid for postage. Postmasters will place them on sale until exhausted, but the new stamps should be supplied when preferred by purchasers.

7. The \$2 and \$5 stamps will be discontinued after the Department's present supply is exhausted.

A. L. LAWSHE,
Third Ass't P. M. Gen'l."

There were several matters of importance to philatelists in the first issues of this series, as the Bureau of Engraving and Printing made various experiments both with the quality of the paper and the spacing of the stamps on the plates in an attempt to overcome the waste caused by uneven perforating.

In the 1908-09 and 1910 issues, some of the plates used had different spacings between the stamps of the six outside rows on each side of the plate and the remaining vertical rows. The Bureau had formerly suffered considerable loss in the waste of sheets when perforating, due to unequal shrinking of the paper after it had been "wet down" in the printing process. This shrinkage seemed the greater at the outer edges of the sheets, and in an attempt to overcome the trouble the plates were so arranged that the six outside vertical rows had a spacing of 3mm between the stamps, while the rest of the sheet had 2mm spacings. To enable the printers to tell the new plates at a glance and to allow the perforating wheels to be set properly, a small open star was placed between the imprint and the plate number. The blocks of four in this issue are therefore divided into two groups, one with a 2mm spacing and the other with 3mm between the stamps.



Imprint, Star and Number.

The report of the Third Assistant Postmaster General for the fiscal year of 1909 mentions this change in plate set-up and the reasons for the star plates, as follows:

"The Bureau has accomplished the results (saving of waste in the perforating of stamps) by the use of printing plates having longitudinal margins of varying widths between the stamps. The width of the horizontal margins remains uniform, because the shrinking is not perceptible with the grain of the paper (which is endwise of the stamp) but only across the grain. The shrinkage being greater on the outside of the paper than in the middle, the outside margins have been slightly widened to give more space for perforating. By this means the waste from imperfect perforation has been reduced from about 9% to less than 1%."

These special plates were not used for all values and will be noted especially under the individual headings of each stamp.

In addition to the plate spacing varieties there is one other difference found in this stamp and that is in the paper used. This experimental paper is noted in the Report of the Third Assistant Postmaster General for the fiscal year ending June 30, 1909, as follows:

"The intaglio process by which our postage stamps are produced necessitates a preliminary wetting down of the paper, which is bleached chemical wood stock. This wetting down causes a varying shrinkage, which has resulted in heavy waste from cutting of the perforations into the stamp design. The Bureau of Engraving and Printing experimented with a paper made of about 30% rag stock, in the hope that it would show less shrinkage, but this paper did not overcome the difficulty as it was found to shrink very unevenly. Some of the stamps printed on this paper, which was of slightly bluish tinge, were issued to the Postmaster at Washington, D. C., and others."

The experiments not having materially reduced the perforating waste, the Bureau next introduced a new paper which was similar to that formerly used except that 2% of china clay was to be added to lessen the shrinkage. The first lot delivered to the Bureau inadvertently contained more than 2% of china clay. This resulted in a paper that was slightly grey (though lighter in color than the blue paper) as well as being thinner and harder than the normal paper. This variety known as "China Clay Paper" is even scarcer than the blue paper. Later deliveries of paper containing the normal 2% china clay were the usual thickness and this type of paper continued in use.

In the latter part of 1909, the Postmaster General ordered that the registry rates be raised from 8 cents to 10 cents effective November 1st, 1909 and the necessity arose for a postage stamp of the 12 cent denomination to cover registry fee and a single rate of letter postage. The intention of the Department to issue a new stamp was mentioned in the following press release:

NEW 12c POSTAGE STAMP.

Washington, Sept. 18.—A stamp of a new denomination is to be issued by the Post Office Department to conform with the recent increase in the price of registration from 8 to 10 cents. The new issue is to be a 12-cent stamp so that on ordinary letters one stamp will suffice to pay for postage and registration and it will no doubt retire the 13-cent stamp, issued for registered letters going abroad. It will have portrait of Clay instead of Washington.

The news that a new stamp was to be issued resulted in the renewal of the request that Martha Washington again be placed on one of our postage stamps. A report of this request was noted in the press releases from Washington, as follows:

WANT MARTHA WASHINGTON'S PORTRAIT ON NEW STAMP.

Daughters of the American Revolution Make the Request.

Washington, Sept. 30.—The portrait of Martha Washington may be placed upon one of the postage stamps of the present series.

A number of women prominent in the Society of the Daughters of the American Revolution have requested the Postoffice Department to take such action. It is suggested that the proposed issue of the 12-cent stamp offers an opportunity to do this. The suggestion is supported on the ground that it would be an appropriate recognition of one-half of the people of the United States, not to mention its merits from an aesthetic point of view.

The director of the Bureau of Engraving and Printing has been asked to prepare a model, representing Martha Washington's head, in addition to one bearing the head of George Washington. Both will have careful attention from Postmaster-General Hitchcock on his return from his vacation.

The Bureau prepared a 12-cent stamp which conformed to the then current Washington design and although plates were made, this 12-cent stamp was never issued.

While the Department was considering whether or not to issue the new 12-cent Washington stamp, other experiments were under way at the Bureau. In an endeavor to overcome the confusion caused by the use of different shades of the same color for various denominations, it was proposed to print the stamps on colored paper. This was reported in the following press release:

HE'LL FIX COLORS FOR STAMPS.

Hitchcock to Begin With Rich Brown Ink on Yellow Paper.

Washington, Nov. 22.—With a view to enabling any one to determine the denomination of a postage stamp at a glance, Postmaster General Hitchcock has decided to have printed, as an experiment, the 10 cent stamp in a rich brown ink on yellow paper. If the experiment proves a success, stamps of higher denominations will be so printed. A supply of the new stamps is to be placed on sale as soon as possible.

Heretofore there has been much confusion over the colors of the various denominations of stamps because of the use of inks of different shades of the same colors.

Numerous color combinations were tried at the Bureau for the various values including the 12-cent Washington but this scheme was abandoned.

Although the stamps of this group were printed from plates having various kinds of spacing between the subjects the general details of the plate makeup were the same as the 1902 issue. The lower values were printed in sheets of 400 subjects which were cut vertically and horizontally into panes of 100 and so issued to Post Offices. The stamps issued unperforated remained unsevered and were delivered in full sheets of 400 subjects for the benefit of the manufacturers of private coils. The plates used for printing these stamps contained 8 plate numbers, two to each pane. The early types of plates contained in addition to the plate number, the Bureau imprint. The 50-Cent and \$1 stamps of the Washington design were printed from 200 subject sheets which were cut vertically into panes of 100 and so issued. Each sheet contained 4 plate numbers, two to a pane, these being in the top and bottom margin.

The booklet panes of 6 continued to find increasing popularity and soon after these designs were introduced, it was found necessary to increase the size of the plates used to print this form of issue. The first plates used for the booklet panes of this issue contained 180 subjects divided in 3 rows of 10 panes each. The later plates contained 360 subjects divided in 6 rows of 10 panes each.

The first group of these stamps was printed on a paper watermarked USPS (United States Postal Service), ninety letters to a sheet of one hundred stamps. This paper had been in use since 1895 when first adopted as a safeguard against such frauds as the counterfeit two cent stamps appearing at that time. The perforating wheels were still set to give 12 perforations to 2cm., this gauge having been in use since 1861.

In the 1902 series the Government issued a few coils mainly as an experiment,—they did not appear, however, until early in 1908, just prior to the change in designs. These coils were satisfactory from the Department standpoint and beginning with the 1908 issue the Department considered issuing coils as part of their work and the production increased, to the business detriment of the private coil manufacturer. A report of A. M. Travers, Acting Third Assistant Postmaster General, for the fiscal year ending June 30, 1909, commented on coils as follows:

“Recognizing that a field exists for stamp affixing and vending machines, and that coil stamps are needed for successful operation of many of these devices, the Department has undertaken to supply stamps in coils in limited quantities. The coils contain 500 and 1000 stamps, arranged endwise or sidewise and are issued with or without perforations between as preferred by the purchaser.”

The imperforate stamps of this and succeeding varieties were also recognized as a new form of issue by the Department. The report above quoted also commented as follows:

"Another new form of issue is the unperforated stamp. Certain types of vending and affixing machines cut the stamps apart instead of tearing them. Perforated sheets are not suited to such machines and the stamps are issued in full sheets or in coils without perforations."

Constantly increasing demands for coils soon made it necessary for the Bureau of Engraving and Printing to build machines which could do this work much more economically. The report of the Third Assistant Postmaster General for the fiscal year ending June 30, 1909 commented on these machines as follows:

"The Bureau of Engraving and Printing has recently completed a machine for coiling postage stamps which greatly reduces the cost of putting them up in that form. This is of simple and effective construction and performs the work of about ten operatives. Under the old method of coiling the cost is from 6c to 12c per coil. During the past year the demand for coiled stamps grew to such an extent as to make this expense something of a burden and it became necessary to charge it to the users. With the new machine, however, the coiling is done at a cost of a fraction of a cent and the extra charge can probably be discontinued. If a sufficient number of the machines can be installed during the coming year it should be possible to supply coiled stamps for general purposes. The coils will be a very great convenience to users of postage stamps in quantities, whether an affixing device is used or not. They are particularly adapted also to retail sales in Post Offices, as stamps can be torn from the strips much more conveniently and expeditiously than from sheets."

Although this coiling machine greatly reduced the expense of preparing coils, the necessity of pasting the sheets together still involved considerable labor and as the demand for coils increased this work became a burden to the Bureau.

In an effort to overcome the necessity of a paste up every 20 stamps it was decided to print stamps in continuous rolls and in the early part of 1910 an experiment was begun using the offset method. The first die proof of the design prepared for this experiment had the following notation on the back: "First die proof impression of experimental surface die from surface print J. E. R. April 25/10." This notation is in the handwriting of J. E. Ralph, Director of the Bureau of Engraving and Printing. The design consists of the head of Alexander Hamilton with the numerals 1-2-3-4 appearing in the four corners. The following comment which appeared in the *Philadelphia Stamp News* gives the only available data as to the scope of this experiment:

WASHINGTON, D. C.

May 21, 1910.

Dear Sir:—

I am sending you an essay of surface printing by a new process known as the "off-set" method, and I am firmly of the opinion that the Bureau is experimenting in view of cutting out die engraving, etc., and the expensive plate sheet work. This "off-set" method would print continuously in long sheets, about a hundred stamps wide, and being wound on a roll until five hundred or a thousand impressions have been made, as desired, the large roll would be cut apart, making a hundred small rolls of five hundred or a thousand stamps each.

The gumming would be done before printing, and the perforating would be done simultaneously with the printing.

This would cheapen the production of stamps considerably.

Almost any day now we can perhaps look for the change.

Yours, etc.

"Post Officious."


That some progress was made along these lines is evidenced by a few copies of this design, obviously printed by the offset method, which were saved and are now in various collections. Those known to have been saved consist of 3 endwise pairs or strips of 3, perf. 12 horizontally, two pairs perf. 10 horizontally, as well as a strip of three straight edge at top and perf. 12 on the other three sides. These last two items seem to indicate that these stamps were not only

ROTARY COIL EXPERIMENTS.

Offset Coil.

*first impression
printed from
an experimental
press designed
by J. E. Reber
& B. H. Stickney
from an engraving
roll*

J. E. Reber



Engraved
Design.
The
Forerunner
of the
Rotary Press
Coils.

used for further coil experimenting but that this method may have also been contemplated for sheet stamps.

Engraved stamps being considered a safeguard against counterfeiting the Bureau felt that further experiments should be made only along those lines and the "off set" process was dropped. Benjamin Stickney, mechanical expert of the Bureau of Engraving and Printing, was assigned to continue experiments for efficiently printing stamps from engraved plates that would eliminate the wasteful "pasteup" on coil stamps. The Bureau had for some time printed Revenue stamps on a rotary press, which printed from curved plates on a continuous roll of paper, which was then cut into individual panes, equal to the size of the single plate. It was hoped that by making special plates for the rotary presses, coil stamps could be made by the mile without a "pasteup," furthermore it was believed that on this machine the blank roll could be fed into one side of the press and come out on the other printed, gummed, perforated and coiled.

The experiments were continued and the Bureau prepared some engraved plates of this design. The first engraved design did not show the head of Hamilton (illustrated) but later plates did. These later printings clearly show the effect of the curving of the plate being taller than the offset stamps. The engraved copies known to have been saved were imperf.

In 1910 the watermark was changed to single line capitals. The Report of the Third Assistant Postmaster General for the fiscal year of 1910 called attention to the change as follows:

"In April the Director of the Bureau of Engraving and Printing stated that a reduction of the size of letters composing the watermark on our stamps U S P S (representing United States Postage Stamps) would increase the strength of the paper and give it a more uniform thickness. He submitted a new design for watermark in which the letters, though reduced in size, were so placed that a portion of the watermark would appear on each stamp. The change was duly authorized and postage stamp paper now being manufactured bears the new watermark."

The single line watermark was set up as follows, with one letter on each stamp:

U	S	P	S
U	S	P	S
S	U	S	P
S	U	S	P
P	S	U	S

F. E. Ferguson, Acting Director of the Bureau of Engraving and Printing, in a letter to J. Murray Bartels, dated March 6, 1913, stated that the single line watermark postage stamp paper went to press for the first time on August 22, 1910, and a short time later, these new stamps began to make their appearance. The 12 gauge perforation continued to be used for all forms of perforated issues. For some time, the Bureau had been experiencing considerable trouble in the winding of coils on their new machine as they found that this gauge left too little uncut space between stamps causing the strips to be extremely brittle and often breaking while being reeled. The users of vending and stamp fixing machines also complained about this type of perforation and it was deemed necessary for the Bureau to decrease the number of perforations and after some thought, the coil wheels were changed to 8½ gauge which materially strengthened the coils.

Previous to the introduction of perf. 8½ coils, collectors had paid this form of issue scant attention believing that it was easy to make similar varieties by merely clipping two sides of a normal stamp and for that reason, the coils were not considered a collectible item. This new coil quickly made it apparent that here was a form of issue that could not be made from sheet stamps by merely trimming the perforations and collectors began to take an interest in these items.

The Bureau continued making improvements in their procedure of handling coils and as they reduced the cost, they became more interested in developing this type of product. A report of the Third Ass't. Postmaster General for the

fiscal year ending June 30, 1911 commented on the changed attitude of the Bureau in regard to coiled stamps in the following manner:

COILED STAMPS.

"The improved machinery for coiling postage stamps mentioned in last year's report has so reduced the cost that the Bureau of Engraving and Printing has been enabled to make a very substantial reduction in the coiling charge. A comparison of the present with the former prices follows:


	Former Coiling Charge.	New Coiling Charge.
500 stamps perforated	\$0.0761	\$0.03
500 stamps unperforated0547	.03
1,000 stamps perforated1122	.06
1,000 stamps unperforated0886	.06

This reduced cost will enable the Department during the current year to decrease the charge to the public for coiled stamps, which will doubtless stimulate the demand for this convenient form of issue.

The coiled stamps are issued primarily for use in automatic vending and affixing machines. A number of such machines have been developed and additional ones will doubtless be invented and marketed, as a broad field seems to exist for labor saving devices of this kind. The Department has been pleased to do what it could by preparing stamps in coils to facilitate the development and use of these appliances, but it has been compelled to deny many applications for coils in special forms different from the adopted standard. Obviously it is impracticable to keep on sale in Post Offices coils constructed to meet the special needs of many different venders and affixers, and if an exception were made in favor of one firm the demands of others for special construction could not consistently be denied. This office has, therefore, taken the position that vending and affixing devices requiring coiled stamps should be made to conform to the standards which have been adopted by the Department. The standard coils now furnished have 500 or 1,000 stamps perforated or unperforated, arranged endwise or sidewise as may be desired by users. From this it will be seen that a considerable variety is provided."

The plate experiments of using different spacings that had been tried out in the previous issue did not entirely overcome the unequal paper shrinkage but was proof to the Bureau that by making the spaces between the stamps approximately $2\frac{3}{4}$ mm instead of 2mm and 3mm the spoilage due to inaccurate perforating could be kept at a minimum. New plates were of necessity prepared as the star plates became worn, these had the following three types of imprint:

1. Label of the Bureau of Engraving and Printing, an "A" and a plate number.
2. A capital "A" and plate number only.
3. Only a plate number.



Types of "A" Imprints.

This $2\frac{3}{4}$ mm spacing variety being found satisfactory became standard and the need for the "A" was no longer necessary, so all later plates bore only a

plate number. The Bureau label had been previously dropped for the sake of economy.

In 1911, it was decided to change several of the stamps of the then current issue. Designs were prepared and on July 17th, Postmaster General Frank Hitchcock approved the new issue. The reason for the change is explained in a press release from Washington dated July 18th.

NEW STAMPS OF DIFFERENT SHADES.

Washington, July 18.—“Utility, art and harmony,” third assistant Postmaster General Britt says, will be combined in a new issue of postage stamps about to be authorized. The head of Washington will appear on the first six of the series, while the last five will bear the likeness of Franklin. All of the new stamps' denomination will be in Arabic, and this, as well as the use of a separate color or shade for each denomination, is expected to prevent the confusion of which two conventions of postal clerks have complained.

The official report explains the reasons for these changes as follows:

“The postage stamps of the 1908 issue, while possessing high artistic merit, had given considerable trouble to the public and to the Postal Service on account of the similarity of designs of the different denominations. All of the twelve stamps were of the identical design, except the one cent denomination which bears the portrait of Franklin, while the others bear the portrait of Washington. There was not a sufficient number of colors for all the stamps, making it necessary above the six cents to use different shades of the same colors given the lower denominations. Thus, the one cent and eight cents were different shades of green; the three cents and fifty cents were different shades of purple; the five cents and fifteen were different shades of blue. In the rapid handling of mail matter one denomination was very apt to be mistaken for another, particularly under artificial light. The first six stamps are of sufficiently contrasting colors but it was decided to change the one cent and two cent so as to express the denominations in numerals instead of words, thus conforming to the other stamps of the series. No change was made in the three cent, four cent, five cent or six cent stamps in those of the 1908 issue, but to give more marked contrast to the remaining five denominations (the thirteen cent stamp having been discontinued) a change was made in the border design. The new border is simple and artistic. With these changes the stamps of the 1912 issue will combine utility with art and harmony, presenting the head of the first President on the first six denominations and that of the first Postmaster General, with a different border design, on the last five, description follows:

“The subject of these new stamps is a portrait of Benjamin Franklin, in profile, from Houdon's bust, looking to the left, within an ellipse on end. In the upper corners are plain panels in the form of right angles; above the ellipse and following it in a curved line are the words “U. S. POSTAGE” in capital letters; on either side of the lower part of the ellipse are branches of oak leaves; in the lower corners the denomination appears in numerals, and between them is the word “CENTS” (or “DOLLAR”) in a horizontal panel which breaks the base of the ellipse.

These new stamps were printed from 400 subject plates, on single line watermarked paper with the exception of the fifty cent and one dollar stamps. There remained on hand at the Bureau a considerable supply of 200 subject sheets of double line watermarked paper and as there was small demand for these stamps it was decided to print these two values on this paper from 200 subject plates.

Improvement in the manufacturing of coil stamps made it possible for the Bureau to reduce the charges for this form of issue. This was noted in the report of the Third Assistant Postmaster General for the year ending June 30th, 1912.

“As suggested in the annual report for the fiscal year of 1911 a reduction of about 50% has been made in the extra charge to the public for coiled stamps, to correspond with the decreased cost effected by the introduction of improved coiling facilities by the Bureau of Engraving and Printing. The reduced prices were authorized by the Postmaster General in order #5944 of November 29, 1911, to take effect January 1st, 1912, and Postmasters were given credit for the reduction in price of coils which they reported on hand December 31, 1911, the total credit amounting to \$6,216.79. A comparison of the former and new coiling prices follows:

	Former Price.	New Price.
500 stamps perforated	0.08	0.03
500 stamps unperforated06	.03
1,000 stamps perforated12	.06
1,000 stamps unperforated09	.06

"This reduction of the coiling charges has greatly stimulated the demand for coiled stamps. The coils were made by pasting strips of 20 stamps together. The new postage stamp press described elsewhere in this report, printing stamps in continuous strips, should admit of a still further reduction in the coiling charges and possibly these charges can be eliminated altogether."

The Bureau of Engraving and Printing continued making experiments in the hopes of printing coil stamps in endless rows. The progress of these experiments was noted in the report of the Third Assistant Postmaster General for the fiscal year ending June 30, 1912, which describes the experiments as follows:

NEW POSTAGE STAMP PRESS.

"Our adhesive stamps are now printed with intaglio steel plates which give excellent results and produce stamps which are difficult to counterfeit. It is a comparatively expensive method, however, as the paper is given a preliminary "wetting down" which necessitates printing on flat plates. After these sheets are printed they are gummed and perforated in separate processes.

In 1910 the Postmaster General authorized the expenditure of \$5,600. from the appropriation for expenses incident to the investigation and testing of mechanical and labor saving devices, for the construction of an experimental machine, after plans prepared by the Bureau of Engraving and Printing, designed to print adhesive postage stamps from rotary hardened steel intaglio plates upon dry paper, in continuous rolls. The machine also gums the stamps as they are printed and an exceedingly rapid perforating device has been designed for use in connection with it. This experimental machine is now completed. Stamps produced with it are exceedingly well printed, having a softer and more pleasing appearance than stamps printed with the old method. Another advantage is that the omission of the preliminary "wetting down" of the paper practically does away with the variation due to shrinkage, making it possible to perforate the stamps much more accurately so that the "centering" is substantially perfect, which is not true of stamps produced with the old method. The greater accuracy of perforation not only improves the appearance of the stamps but will facilitate the operation of automatic vending and affixing devices which feed the stamps by means of pins or fingers engaging the perforations. Steps will be taken in due course to equip the Bureau of Engraving and Printing with these new machines."

In 1912, the Post Office issued a series of stamps to prepay postage on parcel post. By the latter part of 1913, it became apparent that there was no need for any special series of stamps and it was decided to discontinue the special parcel post issue. The regulations were amended making it possible to use regular stamps for parcel post matter. This new use for ordinary issues necessitated the introduction of several new values. The postal personnel was notified of these new values in an official announcement which stated:

NEW DENOMINATIONS OF POSTAGE STAMPS.

OFFICE OF THIRD ASST. P. M. GEN.

Washington, April 23, 1914.

1. Postmasters are notified that the Department is prepared to issue five new denominations of ordinary postage stamps. They are intended particularly for use on parcels, but are valid for postage on all classes of mail.

DESCRIPTION.

2. The new stamps are of the same shape (a rectangle on end) and size (about 7-8 by 23-32 inch) as the other ordinary stamps, series 1911. The denominations are 7-cent (black), 9-cent (pink), 12-cent (maroon), 20-cent (light blue) and 30-cent (vermillion).

The 7-cent bears the head of Washington in profile, from Houdon's bust, looking to the left. The border design is the same as that of the first six denominations of the current series.

The 9-cent, 12-cent, 20-cent and 30-cent bear the head of Franklin in profile, from Houdon's bust, looking to the left. These four denominations have the same border design as the current 8-cent to \$1 stamps.

3. No requisition will be filled for the new 7-cent, 9-cent, 12-cent, 20-cent and 30-cent stamps alone, but postmasters may include them in their next requisition on form 3201 for other stamped paper, using the blank lines and designating the new denominations desired. See April, 1914, Postal Guide, page 5, as to new requisition Form 3201.

4. When any variety of postage stamps or other stamped paper is needed, the postmaster will inventory his stock and include in the requisition all varieties of stamps, postal cards and stamped envelopes likely to be needed in the ensuing three to twelve months, depending upon his storage facilities, and not exceeding the number of stamps that can be adequately protected. This will avoid the necessity for frequent requisitions, and will be advantageous to the postmaster as well as the Department.

A. M. DOCKERY,
Third Ass't. P. M. Gen.

This increased demand also included the 50-cent value and it was deemed advisable to issue this denomination in 400 subject sheets, and the 50-cent for the first time appears on single line watermarked paper. There being a large supply of 200 subject sheets of double lined watermarked paper, the \$1 stamp continued to be issued on this paper.

The increased use of these stamps for parcel post, especially in large blocks of a single denomination, disclosed the fact that the twelve gauge perforations were no longer satisfactory. This perf. left very little uncut space between the stamps to hold them together and the sheets were found to be brittle and liable to fall apart except with careful handling. Business men throughout the country complained to the Post Office Department and a reduction in the number of perforations was decided upon to overcome this difficulty.

Although the new values which were issued April 29, 1914, were perforated 12, the Bureau had already experimented with a change in perforations. The perforation on coil stamps which were reduced from perf. 12 to 8½ for a similar reason in 1910 had not proven entirely satisfactory, as this left too much uncut space between the stamps and separation was found to be difficult. As a compromise between these two extremes, an experiment was made at the Bureau, and in the latter part of December, 1913, some perf. 10 pin and die wheels were ordered for perforating booklet panes. These were put to use either the last week in December or the first week in January, and having been found satisfactory, the Department requested the Bureau to change their machines to 10 gauge for all perforated stamps. The 2-cent coil stamp was the next to appear in this new type of perforation. The first 10 gauge sheet perforator started work on September 4, 1914 and gradually all were changed to this later gauge, and by November 4, 1914, all machines had been altered.

The report of the Director of the Bureau of Engraving, prepared in the fall of 1914 for the fiscal year ending the previous June reported the first issues of the rotary press stamps as follows:

ROTARY PLATE PRINTING PRESS.

"A Rotary plate printing press was constructed from plans designed by the mechanical expert of this Department, and after several years experimenting is now working satisfactorily. Postage stamps printed on rolls on this press have been made into coils which have for several months been issued to Postmasters for sale for use in stamp vending and stamp affixing machines. A device for gumming postage stamps has been attached to the press. Four more of the presses have been ordered to be used in printing postage and Revenue stamps. It is expected that an annual economy of several hundred thousand dollars will be effected when the printing of postage stamps and of certain Revenue stamps has been transferred to these machines."

This again gave collectors a new variety, as "rotary" stamps were of slightly different size than those printed from flat plates. The plate impressions for a rotary press are entered the same way as on the flat plates, but after all designs have been transferred the plate is curved to fit around one half of a rotary plate bed, these plates being always used in pairs.

Plates made for these rotary press coil stamps were divided into two groups, as follows: the sidewise coils, "imperforate horizontally," were made on 170 subject plates, seventeen rows sidewise by ten rows endwise. The plates being in pairs printed 340 stamps with each complete turn of the rotary press, giving thirty-four rows sidewise by ten endwise. The endwise coils, "imperforate vertically," were printed from 150 subject plates, fifteen rows endwise by ten sidewise. One complete revolution of the press would therefore print 300 stamps thirty rows endwise by ten rows sidewise.

This difference in the curving of the plate, i.e. one parallel to the height of the stamp and the other parallel to the width, gave the finished stamps a different size from both the flat plate stamps and also from each other. The flat plate stamps measured $18\frac{1}{2}$ to 19mm wide by $22\frac{1}{4}$ high, while the rotary press stamps printed from the 170 subject plates being placed sidewise on the curved plates were $19\frac{1}{2}$ to 20mm wide, and those from the 150 subject plates being placed endwise were 23mm high.

Soon after the first two cent coil plates had been to press it became evident that the type I die was not satisfactory for use in making curved plates. To overcome this difficulty new master dies were made with the frame lines altered. These are listed as types II and III of the two cent stamps and are described under the detailed description of that denomination as it is reached.

With the exception of those used from the Postal Agency in Shanghai, collectors of the 20th Century U. S. stamps had no opportunity of obtaining United States stamps legitimately used in foreign countries until early in 1914. On April 21st, 1914, a landing force of the United States Marines and Blue-Jackets captured the City of Vera Cruz, Mexico, and after sharp fighting, they were able to establish themselves in the Custom House, Post Office and part of the City. On April 24th, the United States Mail Agency was established at Vera Cruz under the supervision of one of the officers of the fleet and on May 3rd, this was taken over by the Postal Agency. The regular Mexican machine cancellation (illustrated) was used at first. At a later date, a hand stamp similar to that common to third and fourth class post offices was pressed into service. Early in August, the Postal administration introduced the regular United States flag type of cancellation. An oblong hand stamp similar to that used in the Postal Agency in Shanghai was provided for packages and registered mail. The Postal Agency of Vera Cruz was discontinued on November 23rd, 1914.



Mexican Machine Cancellation Used on U. S. Stamps in 1914.

The ten perforations were found to be unpopular with both the Postal Service and the public. After having been used to the brittle sheets of stamps with the twelve perforations the sheets perforated ten seemed difficult to tear apart. In attempting to separate these stamps in the same manner in which they had been accustomed to doing with the perf. twelve stamps clerks in Post Offices

and the users in business houses found that they were tearing the stamps as often as the perforations. This led the public to believe that the Bureau was using an inferior grade of paper and resulted in widespread criticism. The *New York Sun* voiced the "prevailing opinion" in an editorial published June 8, 1915, under the heading "THE BURLESON SHODDY TWO CENT POSTAGE STAMP," Mr. Burleson being Postmaster General at that time. This editorial claimed that the paper was inferior and that "caution" was needed in tearing the stamps apart. J. E. Ralph, Director of the Bureau of Engraving and Printing, explained that the paper was the same as used heretofore, but that the wide spacings made it harder to tear the stamps apart. A. M. Dockery, Third Assistant Postmaster General, promised a new perforation that would not be as brittle as the perf. twelve or as tough as the perf. ten.

An experiment was made a few weeks later on a small quantity of two cent stamps which were perforated eleven. These were put on sale in Washington and large users in that city were asked to try them with the understanding that if found satisfactory this type of perforation would be adopted.

Shortly after the end of the fiscal year of 1915, the Post Office Department decided to issue a 11-cent stamp to serve primarily for use in prepaying postage on parcels and postage and insurance fee on insured parcels amounting to 11 cents. Although this stamp was issued on August 9th, 1915, the official notice was not distributed until two days later.

This official notice is as follows:

ELEVEN-CENT POSTAGE STAMP.

OFFICE OF THIRD ASS'T P. M. GEN.,

Washington, Aug. 11, 1915.

1. The Department is prepared to supply a postage stamp of 11-cent denomination, described as follows:

DESCRIPTION.

2. The new stamp bears the head of Franklin in profile, from Houdon's bust, looking to the left, and is printed in dark green ink. It is of the same shape (a rectangle on end) and size (about $\frac{7}{8}$ by $\frac{23}{32}$ inch) as the other ordinary stamps, series of 1911. The border design is the same as that of the other denominations of the current issue above 7 cents.

3. This new stamp is issued primarily for use in prepaying postage on parcels, and postage and insurance fee on insured parcels, amounting to 11 cents.

4. Postmasters desiring a supply of the new 11-cent stamp may include it in their next requisition on Form 3201 for other stamped paper, using the blank lines.

5. When any variety of postage stamps or other stamped paper is needed, the postmaster will inventory his stock and include in the requisition all varieties of stamps, postal cards and stamped envelopes likely to be needed in the ensuing three to twelve months, depending upon his storage facilities, and not exceeding the number of stamps that can be adequately protected. This will avoid the necessity for frequent requisitions, and will be advantageous to the postmaster as well as to the Department.

A. M. DOCKERY,
Third Ass't P. M. Gen.

The experimental perf. 11 proved satisfactory and it was decided to change all perforating machines to the new type. Due to the stress of war and the plea for eliminating all unnecessary waste, the Bureau did not change any machines until the old perf. ten wheels became worn out; they were replaced with new ones set for the eleven gauge perforation. It was not until March 1917, however, that the first of the promised perf. eleven stamps were issued and May 10th of that year saw the last machine so changed. This did not affect the coil stamps which still continued to be perforated on the coil machine set for ten gauge.

In the meantime another variety was added to the rapidly growing list. The paper contract between the Bureau of Engraving and Printing and the

paper mills expired June 30, 1916, and on the following day a new contract went into effect under the terms of which the paper to be furnished for printing postage stamps was to be unwatermarked, and all stamps printed after August 17 were issued on this unwatermarked paper. According to Director Ralph, of the Bureau of Engraving and Printing, this change was made because of the financial saving.

Early in 1917, there was a sudden demand for \$2 and \$5 stamps which were to be used for postage and registry on valuable blocks of Liberty Bonds as well as for numerous shipments of machine parts to Russia by parcel post. The demand was unexpected and the Bureau having no time to prepare new designs, reissued the \$2 and \$5 stamps of the series of 1902. These, however, were printed on unwatermarked paper perf. 10 and should cause no confusion with the earlier issues.

Soon after the United States declared war on Germany in April, 1917, collectors were again able to obtain United States stamps used abroad. For a short time, postage stamps were required on mail sent from abroad by members of the American Expeditionary Force. This was soon discarded and soldiers' mail was sent free. Before it was decided to allow soldiers' mail from overseas to be sent postage free, the Post Office Department had issued one-cent and two-cent stamps in booklet panes of 30 subjects each.

In exerting every effort to win the war, the machine cancellations were used to spread propaganda to prevent unnecessary waste as well as the need of backing the men at the front by purchasing Liberty Bonds. Covers from this period make an exceptionally interesting collection. In addition to our soldiers in France, a detachment was sent to Siberia and covers with the cancel from this latter point are much more desirable than those from France. Special cancellations were also made available to various military delegations sent to various sections of Europe after the close of the World War.

As mentioned above, the perf. eleven stamps were issued in 1917 and as the paper used was no longer watermarked the two cent stamps of this set cannot be confused with the perf. eleven experimental printing of 1915, which was on watermarked paper.



In 1918, the Department found time to prepare and issue new \$2 and \$5 stamps. They were first placed on sale on August 19th, 1918. It was not until ten days later that the postal personnel was notified of these new designs in the following official notice. It will be noted that the frame of the \$2 stamp is described as "red," although the first color of this value was a distinct orange red. In November, 1920 this was corrected and the stamp finally appeared in the "red" shade.

NEW DESIGN \$2 AND \$5 POSTAGE STAMPS.

OFFICE OF THIRD ASS'T P. M. GEN.

Washington, Aug. 28, 1918.

1. Postmasters and other officers and employees of the Postal Service are notified that the Department is issuing a \$2 and \$5 postage stamp of new design.
2. A description of the \$2 stamp follows: The stamp is rectangular in shape, about $\frac{7}{8}$ inch wide and $\frac{3}{4}$ inch high. The subject is a portrait of Franklin looking to the left printed in black ink. The border design is red. Triangular ornaments appear in the two upper corners, and the words "U. S. Postage" are printed in Roman capital letters in a curved line above the head of Franklin. The word "Dollars" is printed in a straight line of Roman capital letters below the portrait, and the numeral "2" appears within ornamental circles in the two lower corners.

3. The design of the \$5 stamp is the same as of the \$2, except that it bears the numeral "5" in the lower corners. The border is printed in green ink and the head of Franklin is black.

A. M. DOCKERY,
Third Ass't P. M. Gen.

The next group of MAJOR varieties of this series were the offset printings. This was entirely due to the abnormal conditions brought about by the World War. Although from an artistic standpoint these were the poorest appearing specimens ever issued by our postal authorities, the public at large did not criticise them nearly so much as they did some of the finer stamps. Some of these stamps printed by the offset method were so poorly executed it is surprising that no attempt was made to counterfeit them.

Under an Act of Congress, approved October 3, 1917, effective November 2, 1917, the rate of letter postage had been increased to three cents per ounce or fraction thereof and three cents for each additional ounce or fraction thereof. This caused a great increase in the demand for this heretofore comparatively little used value and the presses were constantly busy turning out the three cent denomination.

In the *Philatelic Gazette* of March, 1918, J. B. Leavy, the Government philatelist, gave the following reason for the use of offset plates for the three cent stamps, which were the first value issued :

"Owing to the present inferior quality of barytes which is basic in the ink mixture used, the printing inks contain much more grit than formerly and in consequence the stamp plates for the recess engraved printing have been wearing very rapidly. In fact, the average life of the plates has recently been but ten days so that plates of certain denomination have been wearing out in less time than it takes to make them. In order to keep up the supply of postage stamps official instructions were issued by the Post Office Department to the Bureau of Engraving and Printing to temporarily manufacture ordinary postage stamps of one cent and three denominations from surface printing plates made by the offset process."

The method of preparing an offset plate will be described under the heading of the two cent offset stamp.

On March 23, 1918, the 3-cent offset stamp made its initial appearance. Due to the process necessary in making an offset plate, it was necessary to modify the design of the engraved stamp. This new offset design became known as Type III. The result was not entirely satisfactory and it was decided to prepare a new design for this value. This new design, known as Type IV, was put on sale July 15, 1918.

The raise in postal rates resulted in a greatly increased demand by business houses for 1-cent stamps to apply to the 2-cent stamped envelopes and it soon became necessary to prepare 1-cent offset plates, and on December 24th, 1918, the first of these 1-cent stamps appeared. About one year after these offset stamps first made their appearance, the Bureau found a more satisfactory ink and were able to return to the use of engraved plates for making our postage stamps.

On June 14th, 1919, a new variety made its appearance in the 1, 2 and 3-cent values. These were the result of a stock of 170 subjects sheets prepared for the manufacture of sidewise coils which had been laid aside as waste due to some defect. These stamps had received the regulation vertical perforation while forming part of the long roll. To enable these sheets to be utilized, they were perforated horizontally and issued to postmasters in sheets of 170 subjects perf. 11 horizontally by 10 vertically. A report of the Director of the Bureau of Engraving and Printing for the fiscal year ending June 30th, 1919, commented on these stamps as follows :

"In coil making sheets have to be discarded as unfit on account of narrow margins, too close perforations and other reasons. Until this year such sheets were cancelled and destroyed. Sheet stamps, under the contract with the Post Office Department, are delivered 100 to a sheet and the coil stamps printed on roll paper 17

stamps wide, contain 170 subjects. Special arrangements were made with the Post Office Department to accept these sheets, 170 stamps to a sheet, and accordingly 56,109 sheets have been delivered to date with a large consequent saving." (Authors' note: This quantity includes 1, 2 and 3 cent stamps perforated 11x10.)

The coil perforating machines being revolving cylinders and only fitted for perforating rolls of stamps, could not be used to perforate sheets, so these 170 subject lengths had to be perforated (horizontally) on the regulation eleven gauge flat plate perforating machines.

The increase in postage rates effective November 2nd, 1917 had caused a demand for a 13-cent stamp which would pay the combined postage and registry or postage and special delivery rate. It was not until January 10th, 1919, that this 13-cent stamp finally appeared. This was the third time a 13-cent stamp had been issued by the Post Office Department. It was not until almost a month later that the Third Ass't Postmaster General notified the Postal personnel in regard to this new stamp. The official notice follows:

THIRTEEN-CENT POSTAGE STAMP.

OFFICE THIRD ASS'T P. M. GEN.

Washington, Feb. 8, 1919.

1. The Department is prepared to supply a postage stamp of 13-cent denomination, described as follows:

Description.

2. The new stamp bears the head of Franklin in profile, from Houdon's bust, looking to the left, and is printed in yellow-green ink. It is of the same shape (a rectangle on end) and size (about $\frac{7}{8}$ by 23-32 inch) as the other ordinary stamps, series of 1911. The border design is the same as that of the other denominations of the current issue above 7 cents.

3. This new stamp is issued primarily for use in prepaying a single rate of letter postage and special-delivery fee under sections 845 and 851, P. L. & R. or for postage and registry fee, and is also available to the amount of its value for other purposes for which ordinary postage stamps are used.

4. Postmasters desiring a supply of the new 13-cent stamp may include it in their next requisition on Form 3201 for other stamped paper, using the blank lines.

5. When any variety of postage stamps or other stamped paper is needed by a direct-accounting or central-accounting postmaster, he shall inventory his stock and include in the requisition all varieties of stamps, postal cards, and stamped envelopes likely to be needed in the ensuing three to twelve months, depending upon his storage facilities, and not exceeding the number of stamps that can be adequately protected. This will avoid the necessity for frequent requisitions, and will be advantageous to the postmaster as well as to the Department. He shall also furnish the following information:

Number of 1, 2, 3, 5 and 10 cent stamps on hand, whether any of these denominations are ordered or not, and also the number on hand of any other denominations of stamps, cards or envelopes ordered.

The total amount of sales of postage stamps, postal cards and stamped envelopes in the previous quarter. Requisitions drawn by central-accounting postmasters must include their sales to district postmasters.

A brief statement as to protection against burglary.

The foregoing information is needed by the Department in filing requisitions, and requisitions which are incomplete in this respect may be returned to postmasters for correction; or if deemed advisable, the Department will add 1, 2, 3, 5 and 10 cent stamps, which must be protected as directed in sections 49 to 55, page 37, 1918 Postal Guide. Attention is also especially directed to sections 46, 47, 57, 58 and the other instructions on pages 36 to 38, 1918 Postal Guide.

A. M. DOCKERY,
Third Ass't P. M. Gen.

In 1920, the demands on the Bureau of Engraving and Printing were so heavy that it became necessary to again use the offset method for printing the necessary supply of two cent stamps. These 2-cent offset stamps were issued on March 15, 1920, and it was not until the summer of 1921 that the Bureau again began making regular engraved plates. The first 2-cent offset design was

not found satisfactory and it was necessary to make additional designs and before the discontinuation of the offset method of printing 2-cent stamps, five distinct types of designs were used in making the plates. These offset plates as well as those of the 1-cent and 2-cent denominations were printed from large plates, some of them containing 1600 subjects consisting of four complete 400 subject units.

In the spring of 1920, one-cent stamps were issued in panes of 100 subjects which had been printed on the rotary press. This was an experimental rotary printing in an endeavor to print 400 subject sheets by this more economical method. These plates having been curved endwise the stamps are taller than the normal flat plate printings but are not as wide as the coil waste previously mentioned. These were first issued perf. 10 by 11 on May 26, 1920. The perf. 11 did not prove satisfactory as it caused the sheets to separate into strips if they were allowed to remain for any length of time on post office shelves. In May, 1921, some stamps printed by this same method were issued perf. 10 by 10. This type of issue continued in use for the 1-cent stamp until the change in designs.

In May, 1921, the Bureau issued a new form of coil waste in one and two-cent denominations. These were made from "coil sheets" which were not previously perforated. To enable the Bureau to utilize this waste, it was found necessary to perforate these sheets both horizontally and vertically on the flat plate machines set at 11 gauge and collectors found a new variety which was also wider than the flat plate printings. There was little general knowledge of this variety and most of them were overlooked.

While the Washington-Franklin stamps were current, the Bureau of Engraving and Printing made one more important addition to the services it rendered as contractor for the Post Office Department, the supplying of precancelled stamps. While the Bureau precancel did not reach a stage of perfection until some time after the change in the designs of the ordinary issues, most of the early experimental work took place prior to 1922. In tracing the early development of Bureau precancel, H. M. Southgate, President of the *Bureau Issues Association* stated:—(*)

"Although the Post Office Department had authorized the use of precancels since 1887, it was thirty years before the Bureau of Engraving and Printing supplied such stamps to the Department.

"Between 1911 and 1915 the Post Office raised with the Bureau the question of competing with local printers for overprinting precancels but apparently the latter's costs were too high. However, in December, 1915, Director Ralph went into the problem actively and quoted a price of \$2.85 per 1000 sheets (of 100 stamps each) for precanceling stamps for 32 of the largest cities.

"This proposal was probably based on the supply of stamps showing the name of the city cut into the stamp plate itself, so that the precancelation would be part of the design of the stamp.

"The Bureau made up a die, 627—1-13-16, for a 2c stamp, proof of which was submitted to the Post Office on 1-20-16. At the Post Office's request further samples showing heavier lines and letters were provided on Sept. 25, 1916, as well as a second design which showed the lines and letters in white instead of red. This latter design was made from die 635.

"The idea of entering the town name on plates for individual cities may have been a hangover from the proposals made in 1906. (Author's note: This was described under the 1902 issue.)

"On 9-25-16, Director Ralph likewise revised his price of Dec. 15, 1915, for overprinting as that was made on the basis of precanceling panes of 100 stamps at a time. By precanceling full sheets of 400 stamps the price can be reduced, he says, to \$1.50 per 1000 sheets of 100. The Director further states that he would not care to undertake the work for more than 20 of the larger post offices as each office would require 400 separate electrotypes which would be combined into one form, and these 20 offices would require 8000 of these pieces. This would require a great deal of space for their proper care aside from the cost. If extended to a

(*) *Weekly Philatelic Gossip*, May 9, 1936.



Die 627



Die 635

Experimental Precancel Dies.

Courtesy of H. M. Southgate.

great number of offices the cost and care of these electrotypes would make the project impracticable. The Bureau was willing to provide precanceled stamps for 20 offices.

"The Bureau's revised bid of \$1.50 per 1000 sheets brought their figure down to the local prices for New Orleans, La., Augusta, Me., and Springfield, Mass., which were \$1.50, \$1.70, and \$1.85 per 1000 respectively, and the Post Office Department awarded a contract to the Bureau which was to be in the nature of an experimental run for the purpose of determining costs, and on Nov. 25, 1916, Postmaster General A. S. Burleson advised the Director of the Bureau of Engraving and Printing that the samples submitted on Sept. 25 had been carefully considered but it was concluded that the cancellation cut in the design on any of the 4 samples was not sufficiently strong to distinguish any of them at a glance and that for the present the idea of printing precanceled stamps from special plates with the precancellation cut into the design will not be pressed. This would seem to indicate that the idea of making the precancellation part of the design was initiated by the Post Office.


"December 22, 1916, Postmaster General Burleson advised Secretary W. G. McAdoo of the acceptance of the offer of his Director of the Bureau of Engraving and Printing, J. E. Ralph, for precanceling 4,000,000 stamps each for Augusta, Me., New Orleans, La., and Springfield, Mass., and the Bureau was in the precanceling business for the time being and the "experimentals" were under way.



B-1



B-1a



B-1b

Experimental Types of Overprint.

Courtesy of H. M. Southgate.

"The design of overprint employed for these experimentals evidently followed that of precancels then in general use. The same style of type was employed for all three cities but where necessary, condensed. The heavy, continuous single line above and below the town designation was employed and has since been a characteristic of all Bureau precancels.

"It was recognized that this initial order was in the nature of an experiment. The Bureau had been able to compete successfully with only three out of 32 of the largest users of precancels. As no further orders were placed for Bureau production at the time, it would seem that the cost of doing the work was too high to warrant further experimentation along the lines used for local overprinting. Some different method of production would be required."

In presenting the story of the 1908-21 stamps we have grouped each denomination, carrying it through the different changes of paper, plates, watermarks and perforations. This calls for a certain amount of reiteration, but we have found this method to be helpful in the studying and assembling of our own collections, and feel that treating each stamp in this way will prove an aid in checking the various varieties. It will also indicate clearly the rarity of certain items and the reason therefor.

THE ONE CENT STAMPS GROUPED

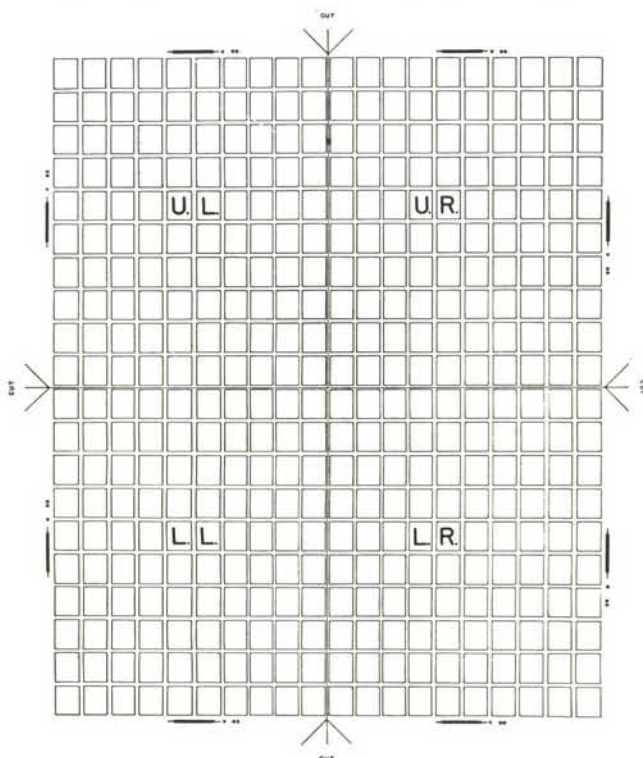
#331—One Cent, Green. Franklin. Watermarked USPS. Perf. 12.

Issued December 2, 1908.



Continuing the precedent in vogue since 1851 the portrait of Benjamin Franklin, taken from Houdon's bust, again adorned the one cent stamp. C. A. Huston, of the Bureau, was the designer, and the engravers were M. W. Baldwin, Robert Ponickau and E. Hall.

When first issued the plates used were of the standard 2mm spacing between each stamp. Forty of these plates were made up each bearing the imprint of the Bureau of Engraving and Printing and a plate number.



400 Subject Star Plate—Imprint, Star and Number.

Early in 1909 it was decided to make a new type of plate in which the longitudinal margins varied. The Bureau had found that the outside edges of the paper would shrink more than the center, and usually in the width of the paper. This shrinkage caused an uneven distribution of stamps on the sheets, with a resultant heavy waste due to poorly spaced perforations.

These new plates had a 3mm vertical spacing between the six outside rows on each side, while the remaining eight central rows of stamps were kept with the old 2mm spacing. To enable the workers using the new plates to differentiate between them and the old type a star was added in front of the plate number. These new plates were, therefore, known as "Star Plates."

The general knowledge of detail matters of philatelic interest was very limited and most dealers and collectors were not aware of any change in the plate makeup. Dealers and collectors having obtained copies of the "new" stamp when it was first issued, most of the copies saved were of the standard 2mm spacing. As a result the 3mm spaced blocks of four, though more numerous on the star plates than the others, are naturally more desirable today.

Only one of these plates had a solid star, although this marking was used exclusively on the Lincoln Memorial plates. This occurred on No. 4980, the first star plate made for the one cent stamp. All the plates bearing a higher number had an open star. The plate blocks showing the solid star are the most desirable items of this issue.

Shades.—Yellow-green, bright green, green, dark green.

Varieties.—a: Spacings.

- 1—Block of four with 2mm spacing.
- 2—Block of four with 3mm spacing.

b: Plate number blocks.

- 1—Imprint, (Bureau of Engraving and Printing) and number.
- 2—Imprint, small solid star and number.
- 3—Imprint, star and number.

c: Double Transfer.

Because of the large number of double transfers on one cent stamps, it is impossible to attempt to illustrate all of them. Only those of major importance or where the plate position is known have been illustrated.


A single copy, position unknown, shows a strong downward doubling at the top of the head and in the "N E" of "ONE." (Illustrated).

A strong upward double which is exceptionally strong and wide in displacement but shows only in the lower part of the design. The lines at the bottom of "ONE CENT" come from the bottom frame line of the earlier impression. The lines from the lower part of "ONE CENT" appear on this double near the top of the same letters. The shading lines below the vignette appear almost as a string of beads across Franklin's chest. (Illustrated).



Double Transfers.
Position Unknown.

Downward Double.



Upward Double.

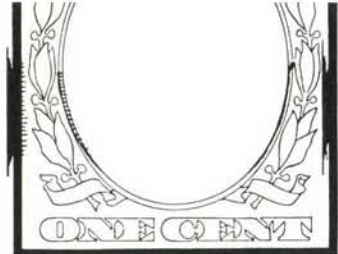


Eastward Double.



Westward Double.

This may have been caused by the dropping of a transfer roll.



Double Transfers—Position Unknown.

An unusual double transfer has been found in a horizontal pair of this issue. The displacement is about 3 or 4 millimeters to the right with the result that the right frame line of the left stamp appears well inside of the left frame line of the right stamp. An example of the wide displacement is obvious in the end of "CENT" where the left part of the "C" appears in the middle of the "N." (Illustrated).

A single copy, position unknown, shows a marked doubling across the center of the design. The doubling is westward and is believed by some to have been caused by a dropped transfer roll. (Illustrated).

d: Shifted transfer.

There are numerous examples of a shifted transfer of this stamp. The usual shift shows added lines in the top of "ONE CENT" and some of the shading lines at the bottom of the design.

A better type of shift shows downward doubling at the lower part of the vignette.

e: Recut.

A single copy, position unknown, shows the 3 top shading lines to have been recut. The right outer frame line is defective at the top and this might indicate that the recut was made necessary by a weak transfer. (Illustrated).



Recut—Position Unknown.

Plates used,—

a: Imprint and plate number.

4874—75, 80, 81, 82, 85, 86, 88, 89, 90, 91, 92, 94, 95, 97, 98, 99.

4900—01, 02, 03, 04, 06, 07, 08, 09, 10, 11, 12, 13, 14, 15, 60, 62, 66, 67, 71, 72, 74, 75.

b: Imprint, small solid star and number.

4980.

c: Imprint, star and plate number.

4985—86, 89, 91, 93, 94, 95, 97, 98, 99.

5000—01, 02, 03, 04, 05, 06, 07, 08, 09, 10, 11, 12, 13, 14, 23, 24, 76, 77, 78, 79, 80, 81, 82, 83, 84, 85, 86, 87, 89, 91, 93, 97, 98.

5100—01, 03, 11, 18, 24, 37, 52, 53, 59, 62, 66, 69, 79, 80, 86, 87, 92, 93, 98.

5206—16, 23, 27, 32, 34, 42, 55, 59, 79, 87, 94.

5301—13, 20, 22, 30, 33, 36, 40, 45, 52, 59, 60, 73, 78, 80, 82, 83, 85, 86, 87.

5401—02, 03, 04, 13, 14, 16, 18, 20, 29, 32, 35, 38, 41, 44, 74, 76, 88, 89, 90, 91, 94, 95.


Plates not used,—5427—92.

#331-a—One Cent, Green, Booklet. Franklin. Watermarked USPS. Perf. 12.

Issued November 18, 1908.

The 1902 issue had been in use several years before the one cent booklet appeared. In the 1908 issue, however, some of the one cent booklet plates were made prior to the regular plates and the booklet stamps were issued some weeks earlier than the ordinary stamps. Because of this fact philatelic writers of the day claimed that the one cent stamp would only be issued in booklet form, this value being used principally for picture postal cards and the booklets would prove more convenient for that purpose.

The early plates were of 180 subjects providing for three rows of ten panes of six stamps each, and later plates were of 360 subjects, providing for six rows of ten panes of six stamps each. The plates each had arrow guide lines and a top and bottom plate number. During the manufacture of the "booklets" the bottom and side margins were cut off and the top margin trimmed that only sufficient margin for binding remained, so that the only collectable marginal varieties are the top arrow and top plate number. On the 180 subject plates the horizontal guide lines pass below the first stamps of the middle row of panes in the sheet, while on the larger sheets it is below the third row of panes. In both types of plates the vertical guide lines pass between the fifth and sixth row of panes.



360 Subject Booklet Plate.

Shades,—Green, bright green.

Varieties,—a: Position panes on 180 subject plates.

- A—Ordinary pane.
- B—Pane with half of arrow line in margin, guide line at right.
- C—Pane with half of arrow line in margin, guide line at left.
- D—Pane with plate number in margin.
- E—Horizontal guide line through pane.
- F—Horizontal guide line thru pane, vertical guide line at right.
- G—Horizontal guide line thru pane, vertical guide line at left.
- H—Pane with vertical guide line at right.
- I—Pane with vertical guide line at left.

Pane A occurs 15 times on each plate; G occurs 8 times and all others only once on a 180 subject plate.

b: Position panes on 360 subject plates.

- A—Ordinary pane.
- B—Pane with half arrow line in margin, guide line at right.
- C—Pane with half arrow line in margin, guide line at left.
- D—Pane with plate number in margin.
- H—Pane with vertical guide line at right.
- I—Pane with vertical guide line at left.
- J—Pane with horizontal guide line at bottom.
- K—Pane with vertical guide line at right and line at bottom.
- L—Pane with vertical guide line at left and line at bottom.
- M—Pane with horizontal guide line at top of margin.
- N—Pane with vertical guide line at right and at top of margin.
- O—Pane with vertical guide line at left and at top of margin.

On the 360 subject plates A occurs thirty-one times; J and M occur eight times each; N and O each occur three times and the others each once.

Panes A, B, C and D are found on both types of plates and are listed merely to account for the various position panes on each plate. Panes H and I, of the 180 subject plates, are the same as H and I of the 360. They are exactly the same and there is no method of telling them apart.

The 180 subject plates were only used for the booklets of this issue, while the 360 subject plates were used for this and all succeeding booklets of ordinary stamps. The above list of positions will, therefore, hold true for all succeeding issues unless otherwise specified.

Plates used,—

180 subjects.

4867—69, 70, 77.

5029—30, 34, 35, 37, 38, 40, 41.

360 subjects.

5263—64, 67, 68.

Plates not used,—

360 subjects.

5465—68, 70, 71.

#343—One Cent, Green. Franklin. Watermarked USPS. Imperf.

Issued December 23, 1908.

These imperf. stamps were issued primarily for use in making private coils for vending machines. They were printed from the same types of plates as were used for the perforated stamps of this issue, although not all the plates above noted for perforated varieties were used. Solid star plate No. 4980 was used for the imperforate stamps and plate number blocks of this type are much more difficult to obtain than the perforated variety. The imperf. stamps (unless in

coils) were always issued in full sheets containing 400 subjects, divided into four panes of 100 each by horizontal and vertical guide lines. These guide lines terminated in arrows at the margins. In the perforated varieties the guide lines appear as straight edges at top or bottom and right or left. On the imperforate sheets they permit additional position varieties. The main purpose of this issue being for the manufacture of private coils, we will list the latter as varieties of imperforate stamps.

The report of the Third Assistant Postmaster General for the fiscal year ending June 30, 1909, stated that up to October 9, 1909, 12,449,300 stamps had been issued imperforate. However, as most of these were used for coil purpose they are readily worth double the value of a perforated copy. To have absolute assurance that the stamps are not trimmed copies or from imperforate coils, it is advisable that imperforate stamps should only be collected in blocks of four and never as single copies.

These stamps were not printed specially for imperfs., and as requisitions for unperforated stamps were received the required number would be removed from the stock in process of manufacture before reaching the perforating machines. This accounts for the wide distribution of the plates and also the same general range of shades as found among the perforated varieties.

Shades.—Bright green, yellow green, green, dark green.

Varieties.—a: Spacings.

b: Position blocks.

A—Center line block.

B—Right arrow line block.

C—Left arrow line block.

D—Top arrow line block.

E—Bottom arrow line block.

F—Horizontal guide line block.

G—Vertical guide line block.

H—Plate number blocks.

1—Imprint and number.

2—Imprint, solid star and number.

3—Imprint, star and number.

c: Double transfer.

Numerous double transfers that have been found on the perforated issue of this stamp may also exist on the imperf.

d: Shifted transfers.

Shifted transfers found on the perforated issues can also be found on this imperf. variety.

One block of four has been recorded showing a strong shift in each stamp.

Private Coil Varieties.—

A—Mail-O-Meter I—II—III.

B—Schermack III.

C—Brinkerhoff II.

D—U. S. Automatic I—II—III.

E—Attleboro I.

Plates used.—

a: Imprint and plate number.

4874—75, 80, 82, 89, 90, 92, 94, 99.

4900—02, 03, 62, 71, 72, 74, 75.

b: Imprint, small solid star and plate number.

4980.

c: Imprint, star and plate number.

4985—89, 91.

5002—05, 11, 14, 23, 24, 84, 89, 91, 93, 97.

5103—52, 59, 62, 66, 69, 79, 80, 93, 98.

5227—32, 34, 42, 59, 94.
 5301—20, 33, 36, 45, 52, 59, 73, 78, 80, 87.
 5413—14, 16, 91, 95.

**#348—One Cent, Green. Franklin. Endwise Coil. Watermarked
 USPS. Perf. 12 Horizontally.**

Issued December 29, 1908.

It was not until early in 1908 that the Post Office Department issued some coil stamps of the 1902 series for use in vending and stamp affixing machines, but purely as an experiment. They were found to be satisfactory and as the Department realized that a demand existed for this type of stamp it was less than three weeks after the new design had been issued in the ordinary form that it was also available in coil form.

As in the previous issue they were made from the regular 400 subject sheets which were perforated twelve in the horizontal spaces between the stamps and then cut into strips of twenty. The horizontal guide line appeared in the middle of each of these strips, which were pasted together by hand and rolled into coils of 500 and 1,000. These were coiled on one half inch diameter paste-board cores. A "paste up" or line pair, therefore, occurred every twentieth stamp and are about eight times scarcer than the ordinary pairs.

This type of coil was never as popular among users as the sidewise coil, and this resulted in a larger stock being on hand at the Post Offices when a change occurred. More were, therefore, saved for collectors and it is not nearly as scarce as the later variety.

Shades,—Yellow green, green, dark green.

Varieties,—Being cut along the longitudinal space between the stamps, there are no spacing varieties.

- a: Ordinary pair.
- b: Guide line pair.
- c: Paste up pair.
- d: Paste up pair with plate number.
- e: Double Transfer.

Being made from the regular sheets, plate varieties previously reported under #331 may exist on this stamp.

- f: Shifted transfer.

The usual shift of this design has been found on copies of this coil.

Plates used,—The plate numbers on the sides having been cut off and those on the top and bottom being covered by the paste up, it is impossible to obtain an accurate list of plates used.

**#352—One Cent, Green. Franklin. Sidewise Coil. Watermarked
 USPS. Perf. 12 Vertically.**

Issued January 2, 1909.

This type of coil was made by perforating the vertical gutters and cutting along the horizontal spaces between the stamps. As in the first type the "paste up" appears after every twentieth stamp and the vertical guide line occurs at the center of each strip of twenty.

This being a horizontal coil the spacing varieties found in the ordinary sheets also occur on this variety. Those made from the star plates have six pairs of 3mm spacing and four pairs of 2mm in each strip of twenty. As the change to star plates took place a short time after this coil was first issued, most of those saved for collectors were from these plates. Inasmuch as the wider spaced pairs outnumber the 2mm spacings it is obvious the latter are harder to obtain. Guide line pairs are always 2mm.

Shades,—Yellow green, green, dark green.

Varieties,—a: Spacings.

A—Pair 2mm between.

B—Pair 3mm between.

b: Position pairs.

A—Ordinary pair.

B—Guide line pair.

C—Paste up pair.

D—Paste up pair with plate number.

c: Double Transfer.

Being made from the regular sheets plate varieties previously reported under # 331 may exist on this stamp.

d: Shifted transfer.

The usual shift of this design has been found on copies of this coil.

Plates used,—The top and bottom numbers having been cut off and the side plate numbers being covered by the paste up, no accurate plate number information is available.

#357—One Cent, Green. Franklin. Bluish Paper. Watermarked USPS. Perf. 12.

Issued February 16, 1909.

This was a printing on special paper containing about one third rag stock. It was hoped that this grade would materially reduce the great waste due to irregular or "off center" perforating, caused by the unequal shrinkage of the ordinary paper used.

According to the official report of the Post Office Department 1,480,000 copies of the one cent were issued on this bluish paper. They were sent to the Washington Post Office for sale as ordinary stamps, the Bureau not considering them as anything special. Most of them were printed from the standard spaced plates and blocks of four with the 3mm spacings are almost impossible to obtain, while the others are far from common.

Although this group of stamps have always been noted as having been printed on *bluish* paper, the safest check as to their proper identification is by noting the *greyish* color of the paper through the gum on the back, when compared to the ordinary stamps.

Shades,—Green.

Varieties,—a: Spacings. See # 331.

b: Plate number blocks.

A—Imprint and number.

B—Imprint, star and number.

c: Shifted transfer.

The usual one cent 1908 shift has been found on blue paper.

Plates used,—

a: Imprint and plate number.

4889—90, 92, 94, 99.

b: Imprint, star and plate number.

4994—97.

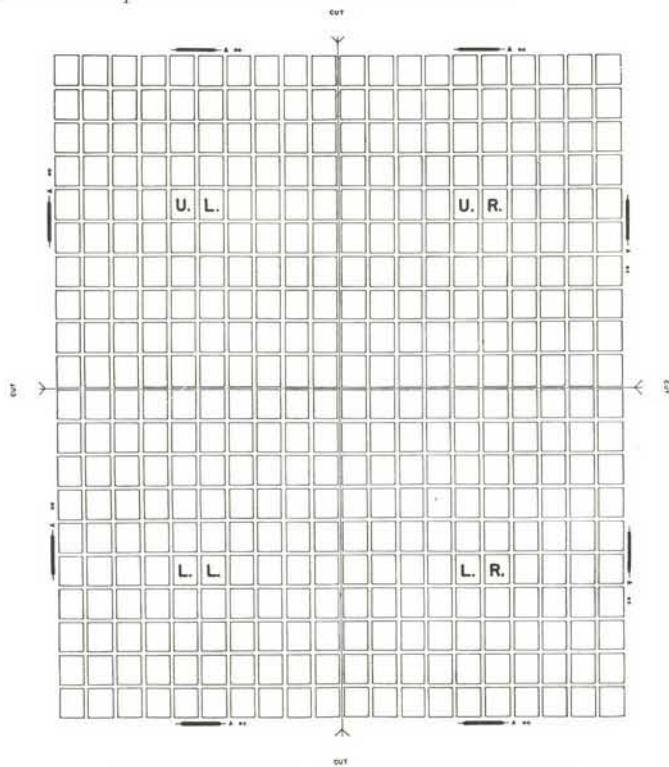
#374—One Cent, Green. Franklin. Watermarked USPS. Perf. 12.

Issued November 23, 1910.

Although the new watermarked paper went to press for the first time in August 1910, the one cent variety was not issued until almost the end of that year.

The purpose of this change was to strengthen the paper and to give it a more uniform thickness. The old double line watermark covered too much space and made the lettered area quite a bit thinner than the rest of the paper, which caused variation in the shrinkage of the paper. The new watermark was also smaller, occurring 400 letters to a full sheet instead of 360.

These stamps were printed from the star plates as well as a new type known as "A" plates. The latter had a standard spacing of $2\frac{3}{4}$ mm between the stamps and derived their name from the letter "A" placed before the number. As most of the plates used were the star plates, on which the 2mm spaced blocks were in the minority and the "A" plate blocks being classed with those of 3mm spacing, the narrow spaced blocks are more desirable.



400 Subject Plate—Imprint, A and Number.

The "A" plates were still in the nature of an experiment when this stamp was issued. These plates were made especially for coils as the star plates had caused difficulty in the stamp vending and affixing machines due to the variations in the spacing between stamps. Some of the "A" plates were also used for the perforated and imperforate issue of sheet stamps but most of the sheets were printed from the star plates.

Shades.—Bright green, yellowish green, green, dark green.

Varieties.—a: Spacings.

A—Block of 4 with 2mm spacings.

B—Block of 4 with 3mm spacings.

b: Plate number blocks.

A—Imprint, star and number.


B—Imprint, "A" and number.

c: Double transfer.

Plate 5479 seems to have caused the plate-maker considerable trouble as there are many double transfers on all 4 panes. A block from the lower right hand corner of the lower right pane shows small

double transfers in positions 48, 68, 76, 77, 78, 79 and 99. Of these, 78 is extremely well marked. Plate 5567 was another one that seems to have caused the plate-maker much trouble. The first row to be entered, which appears on the stamp as the left row of the left pane, shows 19 doubles in the 20 stamps in this vertical row. These 20 stamps have been found on an imperf coil of this issue. (They are illustrated under #383.)

Stamp #63 of a left pane of plate No. 5567 shows a strong westward displacement in the upper part of the design. (Illustrated).



Double Transfer.
5567 L. ? #63.

A marked downward double has been found on this stamp which shows evidence of a previous transfer throughout almost the entire design.

A single copy, position unknown, shows a southwest displacement with added lines in the "O S E" of "POSTAGE" inside the left frame and below the bottom frame line.

Another copy, position unknown, shows an eastward displacement of both side frame lines and all letters of the bottom label.

d: Shifted transfer.

Numerous shifts similar to those described under the one-cent 1908 have been found on this stamp.

e: Cracked plate.

Plate 5402 and 5493 show a series of marked cracks along the left sheet margin. These are exceptionally prominent and worthy of a place in any collection.

Plates used,—

a: Imprint, Star and number.

5159.

5232—55.

5301—45, 52, 59, 60, 82, 83, 84, 85.

5401—02, 03, 04, 13, 14, 16, 18, 20, 29, 32, 35, 38, 41, 44, 73, 74, 75, 76, 77, 78, 79, 80, 81, 82, 83, 84, 85, 86, 87, 88, 89, 90, 91, 93, 94, 95, 96, 97, 98, 99.

5591—92, 95, 96, 98, 99.

5600—01, 02, 03, 04, 05, 07, 20, 22, 31, 32, 33, 34, 37, 39, 40, 43, 44, 47, 51, 72, 73.

5794—99.

b: Imprint, "A" and number.

5566—67, 72, 73.

5656—57, 58, 59, 63, 64, 65, 66, 77, 78, 79, 82, 99.

5705—06, 07, 08, 09, 10, 12, 13, 14, 15, 16.

#374-a—One Cent, Green. Franklin. Booklet. Watermarked USPS. Perf. 12.

Issued October 7, 1910.

This variety differed from the previous booklet only in the paper used. The demand for booklets having greatly increased since their introduction, it was decided to use only 360 subject sheets and this and all later issues were printed from the large sized plates. There were no spacing varieties.

This booklet, though current for a longer time, was issued in a somewhat smaller quantity as the contemplated change in designs made it essential that the reserve stock at the Bureau be kept at a minimum. It differed only in the

watermark and was overlooked by most of the dealers and collectors,—it is today more desirable than the double line watermarked variety.

Shades,—Green, dark green.

Varieties,—a: Usual 360 subject plate varieties. (See No. 331 Booklet.)
b: Shifted Transfer.

The usual shift of the one cent 1908 is found on this stamp.

Plates used,—

5263—64, 67, 68.

5447—49, 52, 54, 55, 57, 60, 63.

#383—One Cent, Green. Franklin. Watermarked USPS. Imperf.

Issued January 3, 1911.

Most of the plates used for printing this stamp were star plates with the obvious result that the narrower spaced blocks are more desirable. Most of these were again used for private coils but enough were saved for philatelic needs. The shades are fairly common though scarcer than the perforated variety.

Shades,—Yellowish green, bright green, green, dark green.

Varieties,—a: Spacings.

A—2mm spaced blocks.

B—3mm spaced blocks.

b: Position Blocks.

A—Centre line block.

B—Right and left arrow blocks.

C—Top and bottom arrow blocks.

D—Plate number blocks.

1—Imprint, Star and Number.

2—Imprint, "A" and Number.

c: Private Coils.


A—Mail-O-Meter I—II—III. (Illustrated).

B—Brinkerhof II.


C—U. S. Automatic II—III.

D—Chambers I—II—III—IV. (Illustrated).


E—Schermack III.




Mail-O-Meter II.




Mail-O-Meter III.




Chambers I.



II.



III.



IV.

The Farwell Co. (Chambers).

PRIVATE COILS.


d: Double transfer.

The doubles reported under #374 which came from Plate 5479 may also be found on this imperforate issue. Plate 5567 which was known to be used in imperforate endwise coil shows 19 double transfers in 20 stamps. These come from the left row of the left pane. (Illustrated).

PASTE UP ↗




U. L. #1.




U. L. #41.



U. L. #71.



U. L. #11.




U. L. #51.




U. L. #81.



U. L. #21.




U. L. #61.




U. L. #91.

Left Vertical
Row Upper Left
Pane—Plate #5567.


CENTER LINE ↘



L. L. #1.




L. L. #41.



L. L. #71.



L. L. #11.




L. L. #51.



L. L. #81.




L. L. #21.




PASTE UP

Left Vertical
Row Lower Left
Pane Plate #5567.



L. L. #31.



L. L. #61.

Plates used,—

a: Imprint, star and plate number.

5322—59, 60, 78, 80, 83, 84, 85.

5402—04, 18, 20, 38, 77, 78, 79, 82, 83, 84, 85, 86, 88, 89, 90, 91, 94, 95, 96,
97, 98.

5592—98, 99.

5600—01, 03, 04, 05, 07, 20, 22, 31, 32, 33, 34, 37, 39, 40, 43, 44, 47, 51, 72,
73.

5799.

b: Imprint, A and plate number.

5566—67, 72, 73.

5664—65.

5709—12, 13, 14, 15, 16.

**#385—One Cent, Green. Franklin. Endwise Coil. Watermarked
USPS. Perf. 12 Horizontally.**

Issued November 1, 1910.

This stamp was identical to the previous endwise coil in all respects except the paper, which in this case had the single line watermark.

It was current for less than two months with this perforation and it is surprising that it is not one of the scarce items among coil stamps. The change in the coil that followed, being a decided change of perforating, was obvious,—many dealers and collectors, therefore, bought copies while this perf. 12 variety was still available. Nevertheless, while not scarce it is far from common and more desirable than the catalogue value might indicate.

Shades,—Green, dark green.**Varieties,—a:** Usual coil varieties. (See #348.)
b: Shifted Transfer.

The usual shifts for the one cent 1908-10 stamps are found. Several vertical paste up pairs have been found with concealed plate numbers #5159 and #5179, with the stamp showing the plate number carrying a shift.

**#387—One Cent, Green. Franklin. Endwise Coil. Watermarked
USPS. Perf. 12 Vertically.**

Issued November 1, 1910.

This variety was issued on the same day as No. 385, and like it was current for less than two months. The sidewise type of coil had always been more popular with users of stamp affixing machines than the endwise coil, the result being that more of these were generally used and there was a smaller available supply for collectors. They are decidedly scarcer and more desirable than the endwise coil.

Another point to remember is that as these were made from the Star plates the 3mm spaced pairs outnumber those with narrower spacings.

Shades,—Green, dark green.**Varieties,—a:** Spacings. (See #352.)
b: Usual coil variety. (See #352.)
c: Double transfer.

None have been found on this stamp although they are almost certain to exist.

**#390—One Cent, Green. Franklin. Endwise Coil. Watermarked
USPS. Perf. $8\frac{1}{2}$ Horizontally.**

Issued December 12, 1910.

As coils had now passed thru the experimental stage and business houses were finding the stamp affixing machines a great labor saving device, demands for coils increased rapidly. The increased use of coil stamps made it essential that some method be devised to make unnecessary the pasting together of single strips of twenty stamps to form a coil. After various experiments, a machine was perfected by J. E. Ralph, Director of the Bureau of Engraving and Printing whereby it was possible to feed into the machines a series of partly perforated one-half sheets (200 subjects) which had been pasted together, and make ten coils at one time. With this machine, two girls could do the work formerly done by seventeen. The only difficulty however, was due to the frequent breaks caused by perforations between the stamps as the coils were being cut and wound. It was found that this was due to the lack of uncut space between stamps caused by 12 gauge perforation. To overcome this, the perforations for coils were reduced to $8\frac{1}{2}$, which greatly increased the amount of uncut space between the stamps and made the coils less likely to tear in the machines.

With this issue, collectors suddenly realized that coils were a collectable variety. This new perforation overcame the prejudice of collectors against coils as it was quite obvious that the perf. $8\frac{1}{2}$ coils could not be made by "trimming an ordinary pair," which had been their objection to previous coils.

Shades,—Green, dark green.

Varieties,—a: Usual coil varieties. (See #348.)

b: Double transfer.

The doubles reported previously on plate 5567 are also known to exist on this stamp.

**#392—One Cent, Green. Franklin. Sidewise Coil. Watermarked
USPS. Perf. $8\frac{1}{2}$ Vertically.**

Issued December 12, 1910.

This stamp was printed only from the "A" plates with the uniform spaced $2\frac{3}{4}$ mm gutters. It had been found that the star plate coils were unsatisfactory as the uneven spacing between the stamps often caused the knife on the vending or affixing machines to cut into the design, this being objectionable to the Department.

To overcome this a group of four plates were laid down with a uniform $2\frac{3}{4}$ mm spacing between the stamps. These were the first of a group of "A" plates and were marked with an imprint, the letter "A" and a number on the margins. These plates were not used exclusively for coils but as the latter were made only from them there are no spacing varieties.

Besides the "A" plates used this variety differed from the previous sidewise coils and the ordinary stamps in its perforations. This marked difference caused collectors and dealers to buy or stock them and they are not as scarce as the earlier coils.

Shades,—Green, dark green.

Varieties,—a: Usual coil varieties.

b: Double transfer.

Plate 5567 was also known to have been used for this variety and the same doubles previously mentioned may be found on this stamp.

This is the last type of the one cent Franklin. It is listed by the Bureau of Engraving and Printing as "Series of 1908" without regard to changes in paper or perforations. Their reports for the fiscal years ending June 30, give the following list of quantities issued to Postmasters:

Ordinary		Booklets	Coils
1909....	1,790,563,652*	1909.... 55,124,880	1909 Not listed separately
1910....	3,493,899,400	1910.... 153,518,640	1910.... 10,906,500
1911....	3,798,961,039	1911.... 203,084,376	1911.... 37,940,000
1912....	2,698,084,299	1912.... 129,280,056	1912.... 41,067,500
			1913.... 4,393,000
	<hr/> 11,781,508,390	<hr/> 541,007,952	<hr/> 94,307,000

SPECIMEN STAMPS

None of these were overprinted "Specimen", so they really are of no moment, except to increase the number of known copies. Hereafter no attention will be paid to so called Specimen Stamps.

Statement showing Specimen one cent postage stamps (type of 1908) delivered by the Bureau of Engraving and Printing during the fiscal years ending June 30:

To the Third Assistant Postmaster General:

1—For Official Collection

1909 600 copies
 1910 400 copies
 1912 24 copies in booklets, 2,000 coiled, 1 copy ordinary

2—For the Universal Postal Union

1909 409 copies

A curious thing about the stamps issued for Universal Postal Union presentation purposes is that they were not over stamped, marked or surcharged in any way to differentiate them from the ordinary stamps in general use. They were placed on a printed approval type of card, in mint condition. The interesting point is that we know of instances where sets have been sold in London as Universal Postal Union Specimens for less than their face value.

3—For the French Government

1911 24 copies in booklet form

4—To the Postmaster General

1912 400 copies for use as an exhibit in a trial case.

(These were no doubt used in a prosecution for counterfeiting of postage stamps. Author's note).

*This includes coils not listed separately.


#405—One Cent, Green. Washington. Denominations in Numerals.
Watermarked USPS. Perf. 12.

Issued February 12, 1912.


Ever since 1851 when our first one cent stamp was issued, Franklin's portrait had invariably appeared on the ordinary stamps of this denomination. For the sake of uniformity this "unwritten procedure" was broken in 1912 when a change was made to Houdon's bust of Washington which was now to be used on all of the lower values through the six cent. The frame design remained the same except that the denomination was changed to numerals in conformity with the rules of the Universal Postal Union.



This Washington head type of stamp is listed by the Bureau of Engraving and Printing and also by the Post Office Department as "Series of 1911" in all their reports, regardless of the changes in paper, perforation, or method of printing. All plates used for this and later issues had a uniform spacing of $2\frac{3}{4}$ mm between the stamps and were known as "A" plates. There is no difference between the "A" plates used for the one cent Franklin and this stamp. All three types of "A" plates were used for printing this variety, which was current for more than two years and is found in several shades of green.



400 Subject Plate—A and Number.



400 Subject Plate—Number Only.

Shades.—Light green, yellowish green, green and dark green.

Varieties.—a: Plate number blocks.

A—Imprint, "A" and number.

B—"A" and number.

C—Number only.

b: Imperforate horizontally between.

One vertical strip of three is known.

c: Shifted transfer.

Only minor shifts have been found on this stamp. They are all in the lower label.

d: Cracked plate.

A copy showing a cracked plate, just inside the right frame line and extending downward across the bottom margin, has been found on this stamp. A similar copy has also been found on # 424 clearly indicating that the plate (number unknown) was used for both issues.

e: Relief break.

Various breaks in the horizontal shading lines along the left side of the stamp have been found. Most of the data contained is from plate number copies. The various relief breaks are illustrated.

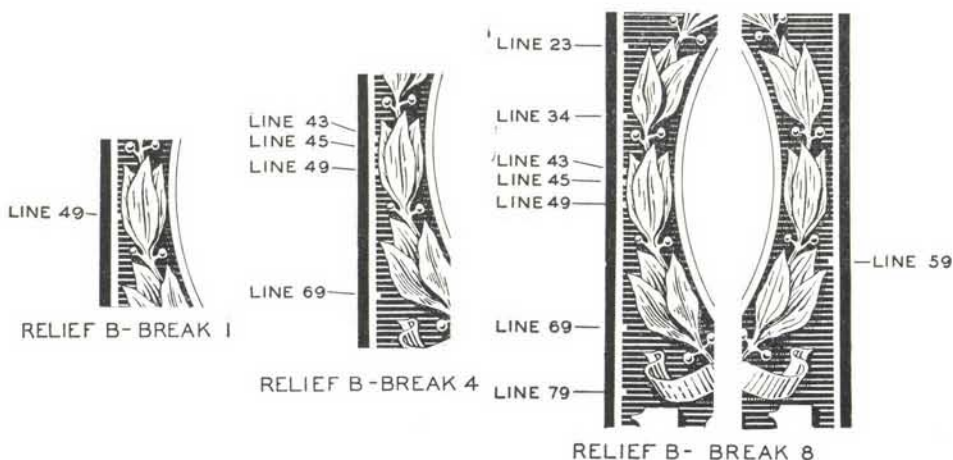
After quite some plates had been made of this design, the relief began to break. These breaks occurred at the extreme edges of the horizontal shading lines. These broken reliefs have been found on all flat plate varieties of this design beginning with this stamp and continuing through the perf. 11 flat plate issue.

A detailed study has been made by Walter A. Stevens, who having checked an almost complete collection of plate numbers, has found that breaks occurred on many reliefs. All data is not yet available and it will be noted that the various stages of the relief break are not run in consecutive order. This was done so that later data which will fill in the missing information, will allow the new re-

relief breaks to be numbered in a logical consecutive order. These relief breaks, which are quite numerous, may be of considerable assistance in determining the plate number of double transfers that may be discovered in the future. We have illustrated all of the relief breaks as these really being varieties of the master die are far more important than the usual run of shifts and double transfers.

In referring to the various reliefs, we are considering relief "A" as the normal, "B" as the first one to become broken, "C," the second relief, "D," the third, etc.

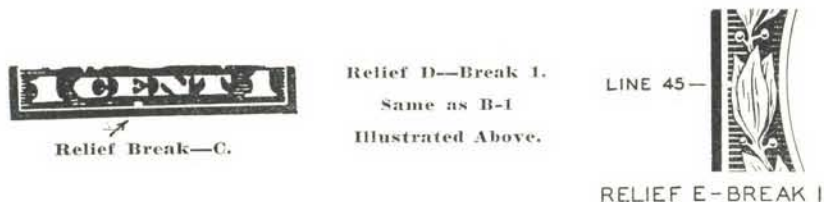
Break number 1, relief "B" is found on plate 5901 and on the left plate number copy of plate 6005. It is quite evident from the information available that three other breaks occurred on this relief while plate 6005 was being rocked in as plate number copies from the bottom, top and right positions show break number 4 on relief "B" which was also used on plate 6007-12-18-27. (Illustrated).



If stages intermediate to break 4 and break 8 exist as is quite likely, it is quite probable they occurred on either plate 6027 (a top plate number showing break 4) or plate 6034 or on plate 6039. Break 8 of relief "B" has been found in the top position of plate 6039 and also on the top plate number of plate 6042. (Illustrated).

The bottom horizontal shading line of another normal relief broke off under the "E" of "CENTS" on the bottom label. This was found on plate 6788. As far as the information is now available, relief "C" was used only on the plate number mentioned above. (Illustrated).

Another relief which has been called relief "D" shows a break the same as that of the first break on relief "B." However, this is likely to be just a coincidence as the various breaks on this relief "D" have been well established and do not coincide with other relief except in regard to the first break. This relief "D" with the one break has been found on plate 6974, 82, 83, 90.



Another broken relief which has been designated as relief "E" shows one break as illustrated on plate 7153.
f: Kansas City Roulette.

KANSAS CITY ROULETTE

This is a form of private perforation applied by the Postmaster at Kansas City, Missouri, which though unofficial, has caused much interest among collectors. With the assistance of William C. Michaels and Wilson D. Wood of Kansas City, Mo., much information not previously known, is now available. The reason for this issue is well explained in the following letter:

POST OFFICE DEPARTMENT

THIRD ASSISTANT POSTMASTER GENERAL

WASHINGTON, February 25, 1915.

Mr. William C. Michaels,
906 Commerce Bld.,
Kansas City, Mo.

My dear Mr. Michaels:

Upon returning to the Department I find your letter of February 13th in regard to the roulette-perforating of 1c and 2c postage stamps by the Kansas City post-office, and am very glad to answer your inquiries on the subject.

As you are doubtless aware, the Department issues 1c and 2c postage stamps imperforate primarily for the benefit of users of certain mechanical stamp-affixers and stamp-venders requiring them in that form. It appears that the Kansas City postoffice, having in stock some of these stamps for which the public demand had ceased, perforated them by means of a tracing wheel with a view to making them available for use by the general public. When this perforating came to the notice of the Department the Postmaster was requested to submit a statement concerning it, and I quote from his reply dated December 28, 1914:

"It was found that a very satisfactory perforation could be made with an ordinary tracing-wheel; and sheets of these stamps were in that way perforated from time to time, and placed on sale with the regular stock at the retail stamp windows.

"We have perforated 93,600 1 cent stamps, of which 85,700 have been sold, and have perforated 69,200 2 cent stamps, all of which have been sold."

January 5, 1915, the Postmaster was advised by the Department that there would probably be some demand on the part of collectors for these stamps, and that the remaining 1c "rouletted" stamps should be reserved for such sales, but that not more than 100 should be sold to a purchaser. He was also instructed not to make any special perforations in future without authority from the Department.

Very truly yours,
(Signed) A. M. DOCKERY,
Third Assistant Postmaster General.

The above mentioned Kansas City collectors have supplied the following data. The rouletting was accomplished with about fifteen cheap roulette wheels which had been bought in a local chain store. The wheels were the type generally sold to women for use in laying out dress patterns and were not all precisely the same. The variation in these wheels and the different methods used in rouletting the sheets caused considerable difference in the appearance of the sheets so treated. In some cases single sheets were rouletted on a cardboard base and in others a pine board was used as the base. Then again other stamp clerks would roulette several sheets at one time and the top sheet would show a different result than obtained on the bottom sheets. The clerks found this work tedious and would at times skip several gutters both horizontally and vertically. Mr. Wood and Mr. Wilson stated that they knew of no certain method of telling the authentic roulettes from the fakes unless the genesis of each block was traced.

Blocks were purchased by numerous collectors in Kansas City and several soon found their way to the Newfoundland Stamp Exchange. The following statements of E. Hoffman and J. H. Harris, Postmaster, tell much of the story of the copies that passed through the hands of the stamp concern.

CITY OF CHICAGO }
 COUNTY OF COOK } ss
 STATE OF ILLINOIS }

TO WHOM IT MAY CONCERN:

Before me the undersigned Notary Public, appeared this day E. Hoffman, personally known to me to be said person which deposes as follows:

I am Secretary of the Newfoundland Stamp Exchange and as such have in due course of business received the following letter through the U. S. Mail:

UNITED STATES POST OFFICE

First Class

Kansas City, Missouri.

December 7, 1914.

Sir:—

In reply to your inquiry of the 5th inst., will say that a local firm formerly purchased of us unperforated stamps in sheets of four hundred have discontinued purchasing same, leaving us supplied with this stock.

In order to dispose of them the perforation you speak of was executed at this office and is therefore a purely local matter.

Respectfully,

(Signed) J. H. HARRIS, O. W.
 Postmaster.

The above letter relates to regular one and two cent U. S. Postage stamps of the 1914 type, rouletted, (not perforated,) and this letter proves that stamps thus issued are a regular, bonafide and official issue.

I further declare and depose that any orders that may have been received or shall be received in the future by the Newfoundland Stamp Exchange have been or will be filled from such original sheets issued by and received from said U. S. Post Office, Kansas City. They bear our secret sign or mark on the back of each block which constitutes a formal guarantee on behalf of the Newfoundland Stamp Exchange.

(Signed) E. HOFFMAN.

And said E. Hoffman further acknowledged the foregoing statement to be correct in every respect. Said E. Hoffman further exhibited to me the original letter from the U. S. Post Office, of Kansas City, and I certify that the above is a true and correct copy made from the original.

WITNESS WHEREOF I have hereunto set my name and notarial seal the 16th day of December 1914.

SEAL

(Signed) L. B. LINCOLN,
 Notary Public.

Plates used for # 405,—

a: Imprint, "A" and Number.

5727—28, 30, 31, 32, 33, 34, 35, 36, 37, 38, 39, 81, 87.
 5801.

b: "A" and Number.

5806—07, 22, 28, 31, 33, 34, 37, 40, 43, 49, 53, 55, 58, 59, 62, 64, 67, 70, 73, 74,
 78, 80, 81, 82, 84, 85, 86, 87, 91, 92, 93, 95, 97.
 5900—01, 03, 05, 10, 13, 15, 16, 18.

c: Number only.

5921—24, 30.
 6005—06, 07, 08, 09, 11, 12, 13, 14, 15, 16, 17, 18, 19, 20, 26, 27, 28, 29, 30, 31,
 32, 33, 34, 35, 36, 37, 38, 39, 40, 41, 42, 45.
 6114—15, 17, 18, 20, 21, 22, 50, 54.
 6272—73, 82, 83.
 6301—05, 27, 28, 42, 44, 54, 73.
 6437—43, 50, 55, 65, 68, 72, 73, 74, 75, 76, 77, 78, 79, 80, 81, 82, 83, 84, 85, 86,
 87, 88.
 6521—28, 32, 33, 34, 35, 39, 40, 41, 42, 43, 44, 45, 46, 47, 74, 75, 76, 77, 78, 88.
 6600—01, 06, 07, 08, 09, 10, 11, 12, 13, 14, 15, 16, 17, 18, 19, 21, 23, 24, 28, 31,
 32, 34, 36, 76, 78, 80, 81, 82, 83, 88, 91.
 6713—18, 19, 20, 21, 22, 23, 24, 25, 26, 27, 75, 76, 77, 78, 81, 82, 83, 85, 87, 88,
 89, 92, 93, 98.

6804—05, 08, 10, 11, 12, 14, 16, 20, 21, 23, 24, 26, 29, 31, 32, 34, 35, 36, 37, 41,
44, 45, 49, 51, 54, 58, 61.
6937—40, 41, 42, 45, 46, 47, 48, 49, 53, 54, 55, 58, 59, 61, 62, 67, 68, 70, 74, 75,
81, 82, 83, 87, 89, 90, 96.
7001—03, 08, 10, 12, 17, 23, 27, 30, 32.
7103—06, 42, 44, 49, 51, 53.

Plate not used,—“A” and Number.

5829.

**#405-b—One Cent, Green. Washington. Booklet. Watermarked
USPS. Perf. 12.**

Issued February 8, 1912.

The Department supply of one cent “Franklin” booklets had become exhausted before the ordinary one cent stamps of the 1908 Series and it became necessary to issue the new “Washington” booklet a few days in advance of the perforated stamps. No changes were made in the type of plates used and the stamps differ only in the design. The demand for booklets having greatly increased, there were frequent printings with resultant variations in shades.

Shades,—Yellow green, light green, green, dark green.


Varieties,—a: Usual 360 subject sheets varieties. (See # 331 Booklet.)

b: Shifted transfer.

One shift has been found in the lower label.

c: Double transfer.

Stamp # 5 of a booklet pane shows a marked southeastern double. There are added lines at the top of the head along the front of the nose as well as throughout much of the frame design. (Illustrated).



Double Transfer.

The lower left
stamp of a pane.

Plate number
is not known.

Plates used,—

5741—44, 48, 50, 53, 57, 62, 68, 76.
6076—79, 86.
6355—63, 64, 69.

Plate not used,—5742.

#408—One Cent, Green. Washington. Watermarked USPS. Imperf.

Issued March 19, 1912.

The privately perforated coils had not as yet been entirely superseded by the regular Government issue, and there was still a need for imperforate sheets,—the Bureau, therefore, issued this new stamp in full sheets of 400 as had been done in the previous series. These sheets were on sale in numerous Post Offices and collectors were able to obtain them without trouble and though more desirable than the perforated variety the stamp is still quite common.

Shades,—Yellowish green, green, dark green.

Varieties,—a: Usual imperforate sheet varieties, as described for #343, One cent Franklin.

b: Plate number blocks.

A—Imprint, "A" and Number.

B—"A" and Number.

C—Number only.

c: Private Perfs.

A—Schermack III.

B—Mail-O-Meter I—III.

C—Brinkerhoff II.

D—The Farwell Co., (Chambers) I—II—III.

d: Two-way double transfer.

A block of 4 with sheet margin at the right and with plate maker's initials "J. W. G." next to the lower right stamp shows a two way double transfer on the upper left stamp of the block (probably #89 of a lower right pane). One entry showed a southeastern displacement which resulted in added lines in the "G E" of "POSTAGE" below the right numeral and outside the lower right corner. Another entry was slightly upward and to the left which resulted in an added line of color in the left "1" and outside the left frame line. (Illustrated).



Two Way Double Transfer.



Double Transfer.

e: Double transfer.

A stamp with the guide line at the left shows a marked upward double transfer. (Illustrated).

A stamp from the upper right corner of an unknown plate (sheet margin at top and right) shows a southwest displacement in "S" of "POSTAGE," slightly in the left numeral and quite clearly outside the "C" of "CENT."

f: Cracked plate.

The center line block of an unknown plate shows a rocking-in crack to the right and left of the bottom frame line of the upper left stamp of the block. The crack parallels the bottom frame line and crosses the vertical guide line just above the center line. In a perforated sheet, the cracks would be adjacent to stamp #100 of the upper left pane and stamp 91 of the upper right pane.

A block of 6 with the plate number in the left margin shows a marked rosette crack above the plate number and to the left of the upper part of the stamp above the plate number copy. Plate 7116.

A bottom arrow block, plate number unknown, shows a slight crack to the left of the guide line, to the right and slightly below the upper left stamp of the block.

A block of 4, position unknown, shows a short but easily seen crack below the lower left hand corner of the lower left stamp.

g: Broken relief.

Relief B-4 has been found on these imperf stamps. These come from plate 6007, 12, 18.

Relief D-1 has also been found coming from plate 6982.

Plates used,—

a: Imprint, A and plate number.

5727—28, 30, 32, 33, 35, 37, 81, 87.

b: A and plate number.

5806—07, 28, 31, 37, 40, 43, 49, 59, 67, 73, 74, 78, 80, 86, 87, 91, 92, 95, 97.
5900—01, 03, 05, 18.

c: Number only.

6006—07, 08, 09, 11, 12, 13, 18, 20, 38, 41.

6114—50.

6475—76, 77, 78, 85, 86, 87, 88.

6532—33, 42, 44, 45, 46, 47.

6606—07, 08, 09, 10, 11, 12, 13, 14, 15, 16, 17, 19, 28, 32, 81.

6713—20, 21, 22, 23, 24, 25, 75, 76, 77, 78, 89, 98.

6804—11, 12, 14, 20, 21, 29, 31, 41, 61.

6940—41, 42, 45, 55, 58, 82, 87.

7023—27, 30.

7107—08, 10, 13, 14, 15, 16, 18, 19, 48, 49, 53.

7283—84, 85, 88, 89, 90, 91, 92, 93, 94, 99.

7300—01, 02, 12, 20, 26, 29, 63.

7500—14, 15, 16, 17, 18, 19, 20, 25, 33, 46.

7671—74.


#410—One Cent, Green. Washington. Endwise Coil. Watermarked USPS. Perf. 8½ Horizontally.

Issued March 18, 1912.

This differs from the endwise coil of the previous series only in the design of the stamps. There was no change in either perforation or type of paper used.

Starting with this series special plates were made for stamps that were to be coiled endwise and perforated horizontally. These had a longitudinal spacing of 1em between the tenth and eleventh vertical row of stamps and were made especially for use on the machines making endwise coils. The machine was fed half sheets 10 stamps wide which had been pasted together.

Due to the desire to have coils of uniform width it was deemed advisable to provide a satisfactory margin when the full sized sheets were cut in half. This added margin made it possible also to place a knife along the tenth vertical row in the coiling machine which trimmed off the amount of this margin not needed to make the coil from this row as wide as the other nine rows. The plate numbers were on the right and left margins. In addition a special imprint reading "COIL STAMPS" was added to distinguish these from the ordinary sheets. On the upper right panes the numbers occur beside the fifth stamp down and the imprint "COIL STAMPS" immediately below, extending along three stamps, the lower left pane is just the reverse, number opposite the fifth stamp from the bottom followed by the imprint. Four plates of the one cent and eight of the two cent denomination were so prepared and at the time of issue these plate



"COIL STAMPS" Plate—Cut for Endwise Coils.

numbers were listed as having been "used but unobtainable" as both numbers and imprints had been cut off in the coiling process.

Sheets were used until the introduction of rotary press coils and required the usual "paste up" every twenty stamps.

Shades,—Yellow green, green, dark green.

Varieties,—a: Usual endwise coil variety (see # 348). Except paste-up pair with plate number.

b: Shifted transfer.

Shifts of the usual type have been found, one on the 3rd stamp above the guide line and another on the 3rd stamp below the guide line.

c: Damaged entry.

The sixth stamp below a paste up seems to be damaged on the plate as the two top shading lines above the "G" of "POSTAGE" have been forced out of place and show as a break in these lines and form a marked spot of color above this letter.

Plates used,—

6581—82, 85, 89.

#412—One Cent, Green. Washington. Sidewise Coil. Watermarked USPS. Perf. 8½ Vertically.

Issued May 18, 1912.

This type of coil was issued the same day as the endwise coil and like it differed from the "Franklin" coil only in the design.

Shades,—Green, deep green.

Varieties,—a: Usual sidewise coil varieties. (See # 352.)
 b: Double transfer.

A double transfer has been found on a coil strip on the fourth stamp to the right of the guide line, a marked eastward displacement in the "S P S GE" of "U. S. POSTAGE" outside of the right frame line, inside the left frame, below the medallion, in the right ribbon, in both numerals of value and in the "E T" of "CENT."

c: Shifted transfer.

A strong shift has been found on this coil. This shows at the bottom of the vignette circle, at the top of both numerals and in "CE T" of "CENT."

#424—One Cent, Green. Washington. Watermarked USPS. Perf. 10.

Issued September 5, 1914.

The Department received numerous complaints that the sheets perforated twelve were too brittle, business houses using blocks of stamps on Parcel Post mail found the stamps fell apart at the slightest touch and thus causing a loss of time. The Bureau remedied this condition by changing the wheels to provide ten perforations to every 2cm.

This change in perforating wheels from old style twelve to the new type ten was done gradually, one machine being changed at a time. Through some error a small quantity of stamps was issued perforated with both old and new perforations. Some were perforated vertically twelve on the machines still set for the old style and perforated ten horizontally on the changed machines, while others had the vertical and horizontal perforating done just the reverse. According to reports less than fifty have been found perforated 10x12, all these having been precancelled DAYTON, OHIO,* while only about twenty poorly centered copies of the 12x10 exist including two blocks of four. Because of their rarity so called copies have been frequently found with counterfeit perforations.

In 1914, when the Bureau of Engraving and Printing had the rotary plates working satisfactorily the excess stock of the sheets printed from the special "COIL STAMPS" plates were perforated vertically and sold as ordinary stamps in sheets of one hundred. Thus the "unobtainable" plate number blocks later became available in blocks of ten showing the Imprint "COIL STAMPS" and plate number.

Shades—Yellowish green, bright green, green, deep green.

Varieties,—a: Block of ten with imprint "COIL STAMPS" and plate number.
 b: Perforated 10 horizontally by 12 vertically. (Precancelled Dayton, Ohio).
 c: Perforated 12 horizontally by 10 vertically.
 d: Imperforate horizontally.
 e: Cracked plate.

Mention has been previously made about the vertical crack just inside the right frame line and which extends downward across the bottom. This crack has been found on copies of # 405 as well as this stamp.

f: Relief break.

Relief break D-1 previously mentioned has been found on plate 6974, 82, 83 and 90.

Relief break E-1 has been found on plate 7153.

Relief break E-2 comes from plate 7281. (Illustrated).

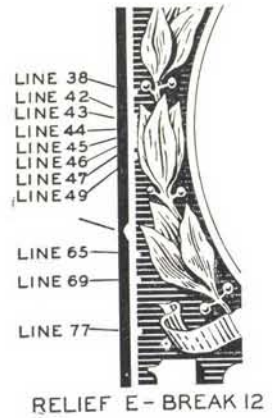
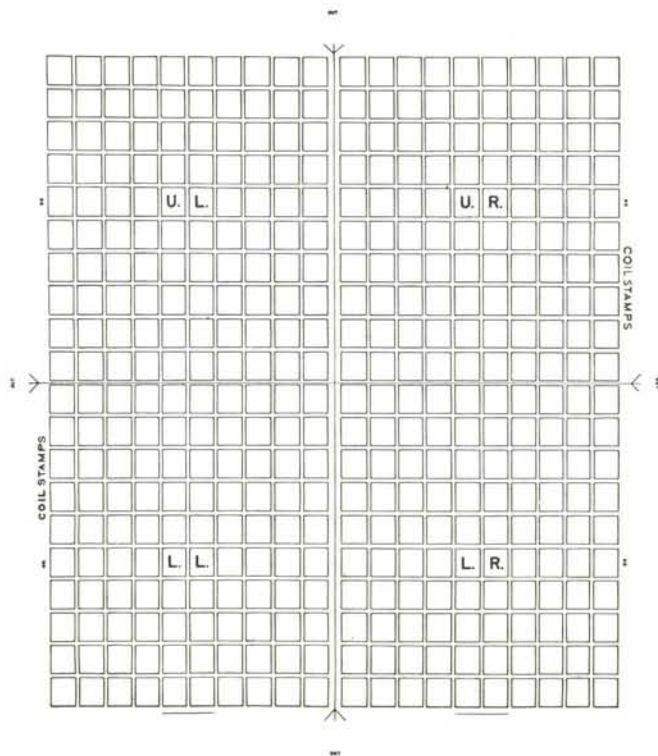
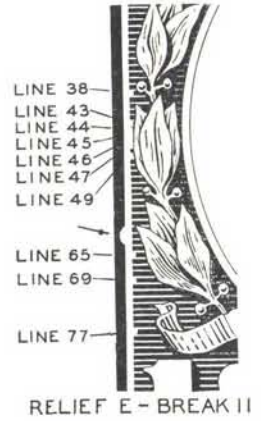
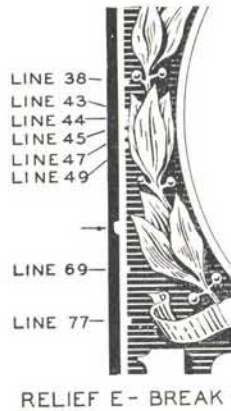
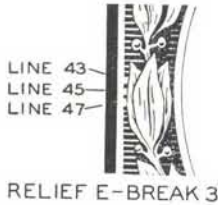
Relief break E-3 comes from plate 7294. (Illustrated).

There is no available data for the sequence of the break between relief E-3 and E-9 other than E-9 is found on plate 7307. (Illustrated).

Relief break E-11 comes from plate 7725. (Illustrated).

Relief break E-12 comes from plate 7736. (Illustrated).

*"Postage Stamps Issued During the 20th Century," Power.



COIL STAMPS.
Plate as cut for
issuance in
sheet form.

Plates used.—

Number only.

- 6845.
- 6946—47, 48, 49, 53, 58, 59, 61, 62, 67, 68, 70, 74, 75, 81, 82, 83, 87, 89, 90, 96.
- 7001—03, 08, 10, 12, 17, 23, 27, 30, 32.
- 7103—06, 07, 08, 10, 13, 14, 16, 18, 19, 42, 44, 45, 46, 48, 49, 51, 53, 56, 57, 59, 61, 64, 65, 67, 69, 73.
- 7281—82, 83, 84, 85, 88, 89, 90, 91, 92, 93, 94, 95, 96, 97, 98, 99.
- 7300—01, 02, 03, 04, 05, 06, 07, 08, 09, 10, 12, 20, 26, 29, 32, 38, 51, 59, 61, 63, 64, 65, 70, 71, 74, 75, 80, 81, 82, 84.

7464—85, 93.
 7500—14, 15, 16, 17, 18, 19, 20, 25, 26, 27, 28, 29, 30, 31, 32, 33, 34, 35, 36, 37,
 38, 39, 40, 41, 42, 43, 44, 45, 46, 47, 49, 70, 77, 85, 92, 96.
 7602—44, 45, 46, 47, 49, 50, 51, 52, 54, 55, 56, 57, 58, 59, 60, 63, 64, 65, 66, 67,
 68, 69, 70, 71, 74.
 7725—36.

"COIL STAMPS" plates,—

6581—82, 85, 89.

**#424-d—One Cent, Green. Washington. Booklet. Watermarked
 USPS. Perf. 10.**

Issued February, 1914.

It had long been believed that these booklet stamps were issued in September, 1914, following the initial appearance of the perf. 10 sheet stamps. In 1933, copies of one and two cent stamps, perf. 10 on three sides were found on covers dated in February, 1914. The stamps on these covers all having a straight edge on one side seemed to indicate that they came from a booklet pane. Under the belief that these early booklet panes may have been the result of an experiment at the Bureau, the matter was taken up with Alvin W. Hall, Director of the Bureau of Engraving and Printing. His letter of September 18th is as follows:

"Receipt is acknowledged of your letter of September 8th, 1933, in which you request information as to whether perforations 12 to perforations 10 were made prior to September 4th, 1914, and whether there was an early experimental perforation.

On December 29th, 1913, a request for a purchase of a lot of miscellaneous pin and die wheels was made. Among these were 120 pin wheels and 100 die wheels "for perforating book postage stamps to have 160 pins," or holes. These wheels are known as "perforation 10." They were made by the Universal Telegraph Company of Baltimore, Maryland, to whom four payments were made, namely on February 16th, March 7th, March 25th and April 16th, 1914. This indicates that deliveries were made in four installments. Evidently, the first delivery of the wheels on this order was made prior to February 16th, 1914, the date of the passing of the first voucher and it may be assumed that some of these wheels were used previous to this date. If they had not been used for testing, the vouchers would never have been passed. Other than this, we were unable to find any information."

The earliest known cover of this value is dated February 6th, 1914. Earlier covers may be found as a cover dated January 6th, 1914, containing a two cent stamp, is in the author's collection.

Shades,—Yellow green, green.

Varieties,—a: Usual 360 subject plate position. (See #331 Booklet).

b: Shifted Transfer.

Booklet pane bearing plate #6369 shows the usual shifted transfer on the fourth stamp.

A pane bearing plate #6363 in the top margin shows a fine shift in stamp #3. Added lines may be seen through the top of the label "1-CENT-1" as well as at the bottom of the vignette frame line and the lower horizontal shading lines.

c: Double transfer.

An "A" pane has been found showing three double transfers in the six stamps. Stamp #1 is doubled upward and to the left. Evidence of the earlier entry may be seen above the top frame line, below both numerals and the horizontal shading lines in the lower left corner are doubled outward and upward and appear as dots at the left of these shading lines. Stamp #5 is doubled upward and shows above the top frame line. The upward displacement of about 1mm shows added lines in "U. S. POSTAGE." Stamp #6 is doubled upward and to the right showing strongly in "1-CENT-1" and in "U. S. POSTAGE." This displacement is also about 1mm upward.

d: Misplaced entry.

Several panes have been found showing misplaced entries. A "C" pane shows the three right stamps entered slightly lower than those of the left row. An "A" pane shows a twisted entry of stamp # 2, the upper left corner is considerably higher than the upper right. This twisting is quite obvious. Another "A" pane shows a horizontal mis-alignment in the right vertical row giving almost the appearance of a step. Stamp # 6 is in its approximate normal position. Stamp # 4, just above it, has been placed somewhat more towards the east while stamp # 2 has been misplaced in an even more easterly direction.

e: Cracked plate.

A series of horizontal cracks appear in the margin above stamp # 2 of an "I" pane.

f: Relief break.

Plate 7176 was rocked with relief E Break-2.

Plates used,—

6355—63, 64, 69.
6695—97.
6707—10.
6864—65, 69, 72, 79, 84, 85, 92.
7160—63, 66, 72, 76, 79, 80, 81.
7268—75, 77, 78.
7474—80, 84.

#441—One Cent, Green. Washington. Endwise Coil. Watermarked USPS. Perf. 10 Horizontally.

Issued November 14, 1914.

These stamps were printed from the special "COIL STAMPS" plates described under No. 410. The coils perforated $8\frac{1}{2}$ had been found to be difficult to separate and as the perf. ten coils had been found to work satisfactorily on the stamp affixing and vending machines the latter was adopted as a compromise between the early 12 which was too brittle and the $8\frac{1}{2}$ which was too strong.

Shades,—Green, deep green.

Varieties,—a: Usual endwise coil varieties. (See #348.)

b: Obtainable in sheet form or in blocks of 10 showing imprint "COIL STAMPS" and plate number.

c: Shifted transfer.

The usual shift has been found on this stamp showing an extra line of color along the top of "CENTS" as well as a slight doubling of the lower shading lines.

Plates used,—

"COIL STAMPS" and plate number.

6581—82, 85, 89.

#443—One Cent, Green. Washington. Sidewise Coil. Watermarked USPS. Perf. 10 Vertically.

Issued May 29, 1914.

This variety differs from the previous sidewise coil only in the perforations. It was current for but a short time and is much more desirable than catalog values indicate. In spite of the fact that this coil was issued quite some time before No. 441 we have followed the catalog sequence as the date of issue of this variety is of little consequence.


Shades,—Green, deep green.

Varieties,—Usual sidewise coil varieties.

#452—One Cent, Green. Washington. Rotary Press Sidewise Coil.
Watermarked USPS. Perf. 10 Vertically.

Issued November 11, 1914.

Being curved sidewise on the rotary press plates these stamps were $19\frac{1}{2}$ to 20mm wide instead of the usual $18\frac{1}{2}$ to 19mm, but the same height as the flat plate stamps. They are printed from 170 subject plates, seventeen stamps side-wise by ten endwise with the joint line appearing every seventeenth stamp.



170 Subject Plate
Sidewise Rotary
Press Coil.

This layout shows the seven different marginal markings used on this type of plate. Some of these markings were only used on the Two Cent plates.

Shades,—Green, deep green.

Varieties,—a: Usual Rotary Press Coil Varieties.

b: Defective Transfer.

Several strips of this coil have been found showing marked defective transfer of the bottom frame line below "CE" of "CENT." This needs no glass, being only half as heavy as the normal line and this section instead of appearing as a solid line seems to consist of a series of fine lines.


#448—One Cent, Green. Washington. Rotary Press Endwise Coil.
Watermarked USPS. Perf. 10 Horizontally.

Issued December 12, 1915.

This stamp was printed from 150 subject plates ten wide by fifteen high, curved endwise to the stamp, which resulted in an elongated impression, the

width being the same as the flat plate stamps but the height became 23mm instead of the usual $22\frac{1}{4}$ mm.

A pair of plates are always used on a rotary press and where these plates meet a small crevice is formed, which in inking the plates also takes the ink and appears as a horizontal line after every fifteen stamps. Pairs showing this line are known as "joint line pairs." There are no constantly recurring "paste up" but occasionally some are found. These are caused by the joining of two rolls of paper or where a break has occurred.



150 Subject Plate—Endwise Rotary Press Coil.

This layout shows the six different marginal markings used on this type of plate. Some of these markings were only used on the Two Cent plates.

Shades,—Light green, green.

Varieties,—a: Ordinary pair.

b: Joint line pair.

c: Plate flaw.

Above Washington's head there is a marked colorless spot in the shading caused by a defective entry of two of the horizontal shading lines which are missing for a distance of about 2mm. The stamp is the fifth below a joint line.

d: Paste-up pair.

#462—One Cent, Green. Washington. No Watermark. Perf. 10.

Issued September 27, 1916.

During the World War questions of economy were paramount and the Bureau finding that unwatermarked paper could be bought at considerable saving specified this for their contracts effective July 1, 1916. On August 22

this new paper was first used and has been in use ever since. These stamps were almost entirely overlooked by both collectors and dealers. The single line watermark on the previous stamp was almost invisible and this unwatermarked variety not being an obvious change either as to design or perforation comparatively few were saved. It was current for less than six months and is one of the most desirable one cent regular issued stamps of the twentieth century. Because of the obscurity of the watermark on the previous issue care should be taken when classifying a stamp as this variety.

While these stamps were current, the Bureau of Engraving and Printing made the first experimental precanceled stamps. These were prepared for Augusta, Me., New Orleans, La., and Springfield, Mass.

Shades.—Light green, bluish green, green, dark green.

Varieties.—a: Plate number blocks.

b: Relief breaks.

Break E-11 has been found on plate 7726, 31 and 33.

c: Experimental precancels.

Plates used.—

6953.

7384.

7647—49, 50, 51, 52, 54, 55, 56, 59, 64, 65, 66, 67, 68, 69, 70, 71, 74.

7725—26, 27, 31, 33, 36, 41, 43, 49, 50, 53, 54, 55, 56, 57, 58, 59, 61, 64, 65.

7831—32, 38, 50, 62, 63, 64, 65, 74, 75, 76, 77, 78, 79, 83, 84, 86, 88, 89, 90,
91, 92, 93, 94, 95, 96, 97, 98, 99.

7900—02, 03, 05, 07, 08.

**#462-a—One Cent, Green. Washington. Booklet. No Watermark.
Perf. 10.**

Issued October 15, 1916.

The discontinuance of watermarked paper also affected the booklet panes. As was the case with the other stamps perf. 10 and unwatermarked, it was almost entirely overlooked by collectors and dealers and is today the most desirable one cent ordinary booklet of this group. The same care in proper classification of the perf. 10 booklet is advised as in other stamps in this class.

Shades.—Blue green, green, dark green.

Varieties.—a: Usual 360 subject sheet varieties. (See # 331 Booklet).

b: Cracked plate.

An "A" pane, plate number unknown, shows a marked vertical crack adjacent to the right side. (Illustrated).

c: Defective Transfer.

An "H" pane, with guide line at right, shows on stamp # 2 a marked defective transfer at the bottom. The left part of the bottom frame line is decidedly thinner than normal and the shading lines below the "CE" of "CENT" are almost non-existent.

Plates used.—

7179.

7275—77, 78.

7449—74, 80, 84.

7785—86, 91.

7880.



#481—One Cent, Green. Washington. No Watermark. Imperf.

Issued December 8, 1916.

This variety of imperforate stamp differs from the previous imperf. only in being printed on unwatermarked paper. It belongs to the perf. 11 group as well as the 10, and was current until 1923.

Most of those issued reached philatelic hands due to the fact that only one company had continued making private coils. Copies could be bought in full sheets at the Philatelic Agency as late as 1926, ten years after this variety was first issued.

Of the four electrolytic plates used for printing the perf. 11 stamps, only two were used for the imperf. and plate number blocks from this plate are especially desirable. The plate number is the only certain method of identification.

Shades,—Light green, green, bluish green, dark green.

Varieties,—a: Usual imperf. sheet varieties. (See # 343.)

b: Electrolytic plate number block.

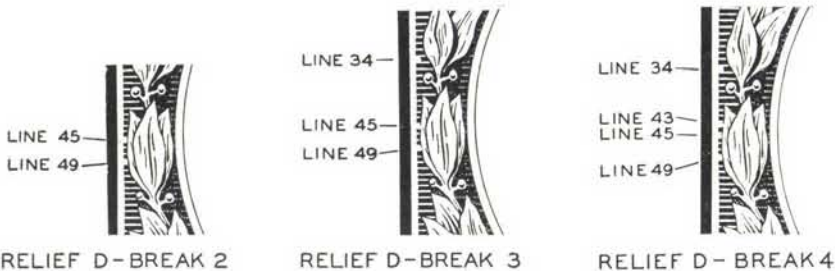
c: Private Perf.

A—Schermack III.

d: Relief break.

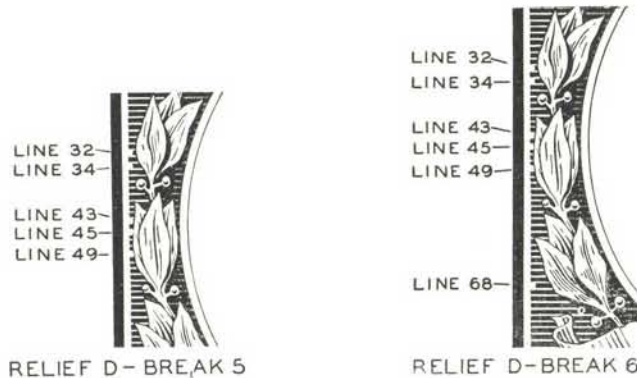
Relief D2 comes from Plate 8039 and 8046. In regard to the last named plate number, a bottom copy shows break 2 whereas a top plate number copy from the same plate shows relief break 3. (Illustrated).

Relief break D4 has been found on plate 8373, 78, 88, 89. (Illustrated).



D-5 (Illustrated) comes from a top plate number from 8390.

D-6 comes from a bottom plate number of plate 8390 and from plate 8393 (perf. 11 only). (Illustrated).



Relief break E-11 comes from plate 7725 and E-12 from 7736.

e: Double Transfer.

Plate 13306 contains sixteen double transfers, seven in the upper left pane, and three in each of the others. We have illustrated those most prominent. The position showing double transfers are: upper left pane: 14, 19, 25, 27, 37, 41, 55; upper right pane: 15, 26, 54; lower left pane: 13, 34, 64, and lower right pane: 9, 14, 18.

Position 26 UR of this plate shows a circular defect in the upper right corner. This may have been caused by one of the series of holes that are drilled into the back of the plate to facilitate "tapping up from the back" for the purpose of burnishing out an unsatisfactory design. In this case, the hole may have reached the face of the plate and it was found necessary to plug up this hole and "recut" the face of this plug to match the design. (Illustrated).




14 Upper Left.



19 Upper Left.




25 Upper Left.




41 Upper Left.




27 Upper Left.




37 Upper Left.




55 Upper Left.



34 Lower Left.



13 Lower Left.



14 Lower Right.



13306 U. R. 26.
Tapping Up Defect.

An upper left corner block, plate number unknown, shows a side-wise double transfer in stamp #1. There are added lines of color outside the right frame line and at the right end of the shading lines opposite the center leaves of the wreath.

Plates used,—

Number only.

7525.
7671—74.
7725—36, 41, 43, 49, 50, 53, 54, 55, 57.
7850—62, 63, 65, 75, 77, 78, 79, 94, 98, 99.
7900—02, 05, 07, 08.
8038—39, 40, 42, 46, 68.
8115—16, 17, 68.
8372—73, 74, 77, 78, 87, 88, 89, 90, 97, 98.
8457.
9477—79, 80, 81.
10073—75, 76, 83, 84, 85, 91, 92.
10112—13.
10232—48, 60, 64, 65, 78, 79, 80, 81, 82, 90, 92, 93, 98.
10344—51.
11806.
12493.
12505—48.
12616—17.
12924.
13301—03, 04, 06, 16, 19, 37, 38, 39, 40, 49, 50, 59, 61, 63, 68, 70, 71, 78, 79,
80, 81.

Electrolytic plates,—

13376—77.

**#490—One Cent, Green. Washington. Rotary Press Sidewise Coil.
No Watermark. Perf. 10 Vertically.**

Issued November 17, 1916.

The demand for this coil was quite heavy and it was but a short time after the introduction of the unwatermarked paper that the Bureau found it necessary to print additional supplies of this stamp. These stamps on unwatermarked paper, perf. 10, continued in use until the change in designs in 1923.

This variety having been issued more than a year earlier than No. 486 it has been placed ahead of the lower numbered variety.

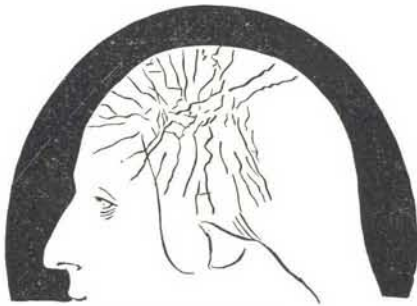
Shades,—Yellow green, green, bluish green, deep green, dark green.

Varieties,—a: Usual rotary coil varieties.


b: Cracked plate.

The 3rd stamp from a guide line shows a remarkably strong series of cracks in the head. This has adequately been dubbed "fractured skull" by its discoverer, W. M. Miller. (Illustrated).


A marked horizontal crack from the left frame line halfway across the face has been discovered. (Illustrated).




Fractured Skull.



Horizontal Crack.



Vertical Cracks.



A vertical crack which consists of two lines has been found on the stamp to the right of a joint line. (Illustrated).

Another crack, position unknown, shows an irregular crack starting below the "P" of "POSTAGE" and continuing down to just below the eye. (Illustrated).

Several strips have been found showing a series of vertical cracks paralleling the left frame line on one stamp, one crack running the full length of the design, the other, stopping at the top frame line. (Illustrated).


c: Two way double transfer.

The stamp to the right of the last named crack shows a two way double transfer. The first double is upward and to the left showing added lines in the "U" of "U. S." and the "ST G" of "POSTAGE." The other entry is downward and to the right showing in addition to a clear doubling of the left, bottom and right frame line, added lines

1ST DOUBLE



Two-Way Double Transfer.



Double Transfer.


in the "E" of "POSTAGE," both numerals of value in the "NT" of "CENT."

d: Double Transfer.

The stamp to the right of a joint line shows a strong eastern doubling throughout much of the design. Added lines appear in the upper part of the head, the lip and the front part of the neck. (Illustrated).

A southeastern double shows added lines below the top and bottom frame line in the "O T" of "POSTAGE," as well as inside and outside the right frame line. (Illustrated).


A marked downward double transfer has been found in this stamp. The top frame line shows in the bottom of "U. S. POSTAGE" while the background shading at the top of the medallion shows on the forehead and side of the head of the portrait. The horizontal background is doubled downward into the leaves at the side. The displacement is exactly 2mm and is easily seen without a glass. (Illustrated).



Double Transfer.



Cracked
Plate
Recut.



Double Transfer.

e: Crack recut.

A stamp to the right of the guide line has been found showing a recutting of a vertical crack. It is quite likely that this is the 3rd crack mentioned above. An attempt was made to retouch the break and thus partly conceal the damage caused by this crack. By skillful retouching, an engraver working by hand, cut in a number of additional cross-hatched lines and deepened the shading about the head. This recutting is quite obvious although less apparent than the original crack. (Illustrated).

f: Defective transfer.

The eighth stamp from the right joint line shows the entire right side extremely light due to a defective transfer. The right outside frame line is thin and instead of being a solid heavy line, seems to consist of a number of thin vertical lines. The lines just inside the frame are very thin.

**#486—One Cent, Green. Washington. Rotary Press Endwise Coil.
No Watermark. Perf. 10 Horizontally.**

Issued January 10, 1918.

In spite of the numerical sequence calling for this stamp ahead of No. 490 we have placed this stamp after the sidewise coil as it was not issued for more than a year after the other one cent coil had made its initial appearance.

The perf. 10 stamps having been found entirely satisfactory for coil use, it was decided not to change the perforating machines used for this purpose and

the Bureau has never adopted any other form of perforating for this type of stamp.


Shades,—Yellow green, bright green, green, deep green.

Varieties,—a: Usual rotary press coil varieties. (See # 448.)

b: Cracked plate.

The stamp just above a joint line shows a horizontal crack across the neck just below the chin. This stamp also has a marked spot of color in the "N" of "CENT." (Illustrated).


On another coil, the stamp above a joint line also shows a crack. This one is small and appears at the lower part of the neck just above the toga cord. (Illustrated).



Horizontal Plate Cracks.

There are a series of vertical cracks in the horizontal gutters between stamps 8 and 9 of the 8th coil strip on the plating mentioned below. There are also some cracks in the vertical gutter to the right of stamps 8 and 9 which on offcentered copies have been found in the left gutter of the 9th strip thus verifying the plating. (Illustrated).

Another series of cracks are between and to the right of stamps 6-7 of the 9th strip. An attempt seems to have been made to burnish out these fine cracks which resulted in minute scratches causing marked discoloration in this area and over into the 10th stamp which shows this discoloration to the left and also verifies the plating. (Illustrated).

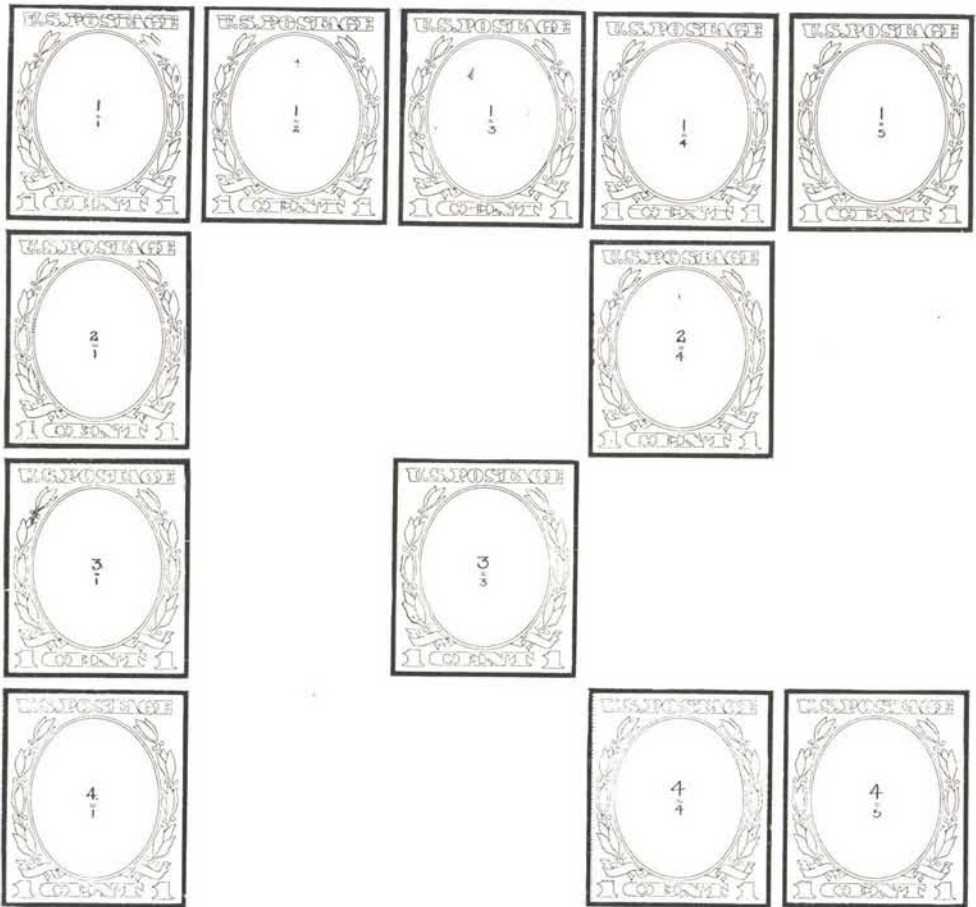


Vertical Cracks.
Stamps 8-9
8th Vertical Row.

Vertical Cracks.
Stamps 6-7
9th Vertical Row.

c: Defective Transfer.

On the first two stamps above a joint line there is on each a defective transfer of the left frame line. The lines are thinner than normal and instead of appearing as solid lines seem to consist of a series of thin irregular lines.



One Cent Endwise Coils Plated, Rows 1-5.

d: Double Transfer.

A series of coils of this stamp were found by Dr. G. C. Fritschel, each of which showed one or more double transfers in the first four stamps below the joint line. Believing these to be from a reworked plate, an effort was made to reconstruct the plate and now the plate position of each double has been charted although the plate number is unknown. We have illustrated these doubles although many are minor. Being only available in coils, we have numbered them in accordance with their position on the coil and followed this by the position of the strips as found on the plate, thus 4-1 would be the 4th stamp on the first strip and 4-10 would be the 4th stamp on the 10th strip, etc.

#498—One Cent, Green. Washington. No Watermark. Perf. 11.

Issued March 23, 1917.

The perf. 10 stamps having been found to be unsatisfactory for use in sheets, the Bureau decided to increase the perforations to 11 for each 2cm. This decision had been reached in 1915, but for purposes of economy the Bureau had continued to use the old perforating wheels until they became worn out. It was therefore not until early in 1917 that the new wheels were installed.



Rows 6-10. One Cent Endwise Coil Plated.

This variety being issued on unwatermarked paper, differs from the previous one only in perforations. The stamp was current for almost six years and appeared in a wide range of shades.

In the fall of 1921 an experimental printing was made at the Bureau from some electrolytic plates, under the George A. Rose patent. Four plates were made and plate number blocks are the only positive identification of this printing. The experiment having proved unsuccessful the method was discontinued.

Shades.—Light yellowish green, yellowish green, light green, bluish green, deep green, dark green.

Varieties.—a: Electrolytic plate number blocks.


b: Imperf. horizontally.

A pane of 100 subjects was found in Columbus, Ohio, imperf. horizontally.


c: Double transfer.

Plate # 13306 as described under the One Cent imperf. (# 481) was used for these stamps.

A left pane of plate 13546 showed the top row having been erased and freshly entered and two positions seem to be entered a third time. Most of these doubles are minor. (Illustrated).




Upper Left #1.




Upper Left #8.



Upper Left #2.




Upper Left #3.



Upper Left #4.



Upper Left #6.



Upper Left #9.

Double Transfers—Plate 13546.

The upper left pane of plate #10420 shows double transfers in position 67, 77, 87 and 97. In these stamps, the shading lines and the leaves at the side of the wreath are clearly doubled.

A marked eastward doubling has been found on a single copy, straight edge at right, which shows clearly in the left side of the face and head, in the lower label and in the upper part of the vignette circle. (Illustrated).

A marked downward double has been found, position unknown, which shows a wide displacement. There are added lines in most of the letters of the top label, in the "NT" of "CENT" and below the bottom frame line. (Illustrated).

An upward double shows a marked duplication of the frame line in the upper part of the design. (Illustrated).

A marked upward double shows evidence of the earlier entry above the top frame line, in most of the letters of the top and bottom label and in part of the vignette frame line. (Illustrated).

A downward double shows in the upper right corner and throughout much of the lower label. (Illustrated).

d: Two way double transfer.

Plate 13546 upper left number 5 (below the plate number copy) shows evidence of an upward doubling above the top frame line and a downward doubling below the bottom frame line. (Illustrated).

#7 13546 upper left shows evidence of two previous entries. The upward double shows numerous letters of the top label as well as the part of the vignette circle. The downward double shows below the

top frame line in the upper right corner and below the bottom frame line. (Illustrated).



Eastward Double.
Straight edge at right.



Downward Double.




Upward Double.
Lines illustrated
are all extra.
Positions
Unknown.



Upward Double.



Downward Double.




Eastward Double.



#5.

TWO-WAY
DOUBLE
TRANSFERS.
Plate 13546
Upper Left.



#7.

e: Relief Breaks.

The best examples of the broken relief exist on this issue. D-1 on plate 8034, D-2 on 8039 and 8046, D-3 on 8046 and 47, D-4 on 8361, 73, 78, 88, 89.

E-11 comes from plate 7733.

Relief break F-1 which again by coincidence is the same as E-1 comes from plate 8257.

F-2 comes from plate 8397. Here again it is possible that break 1 in this sequence comes from the same relief that has been designated as relief E. However, since the two distinct second breaks have been found it appears to be almost certain that two separate reliefs started to break in the same place. It is, of course possible that break 2 of relief F may be found on plate 8257.

Another relief broke but this time the shading lines on the right side gave way. As illustrated, the sequence of the breaks is almost completely established by plate number positions which have been checked.

Relief G-1 (Illustrated) has been found on plate 8926 and 8927.

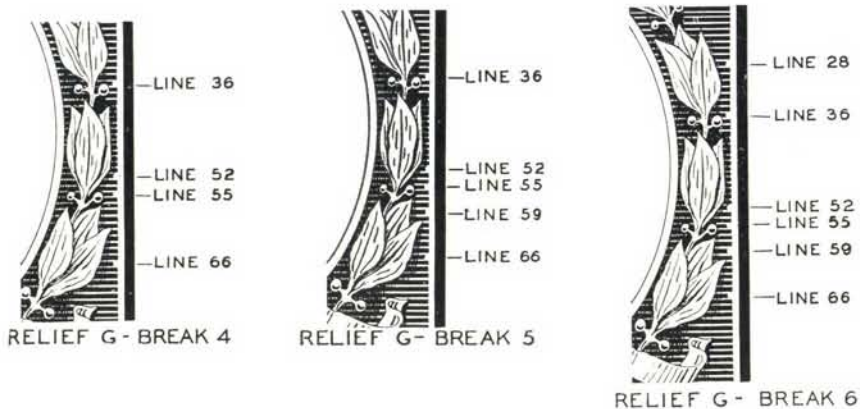
Relief G-3 has been found on plate 8929 and on the top and bottom positions of plate 8930. (Illustrated).



The relief seems to have become further damaged in rocking in plate 8930 as a right plate number copy shows relief break G-4. A top plate number block of plate 8931 also shows relief G-4. (Illustrated).

In rocking in plate # 8931, the relief continued to crumble. A bottom plate number copy of this plate shows relief break G-5. (Illustrated). It is likely that this is the lower left plate number copy.

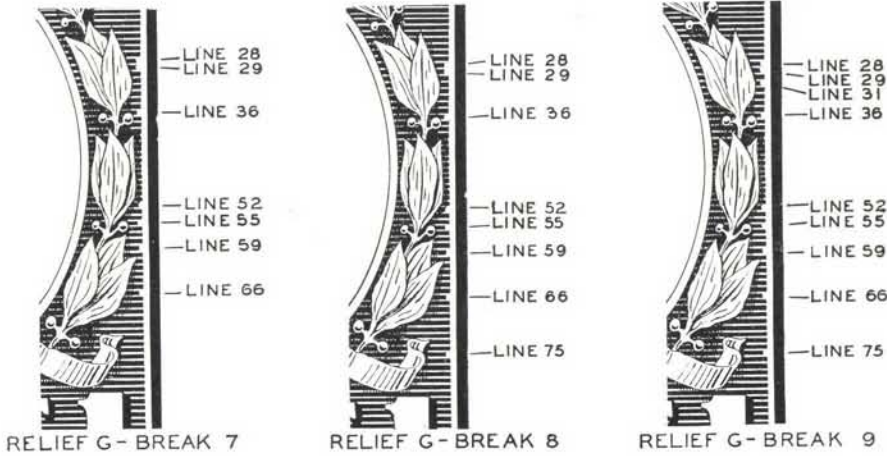
In rocking in plate 8931, the crumbling of the relief continued as a bottom plate number copy (probably lower right) as well as a right plate number copy showed relief G-6. (Illustrated).



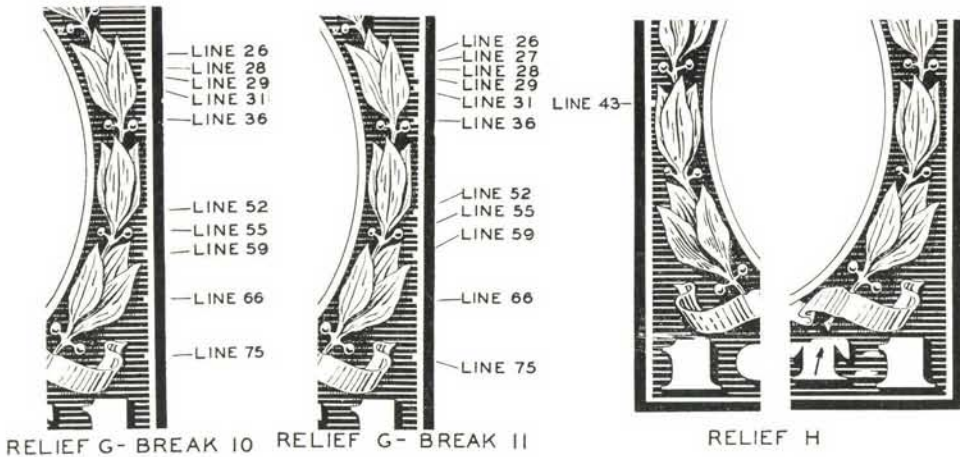
A bottom plate number copy of plate 8932 shows relief break G-7. This too is likely to be a lower left plate number copy. (Illustrated).

A top and bottom plate number copy from plate 8932 shows relief break G-8. This relief break has also been found on a bottom plate number copy of plate 8934. (Illustrated).

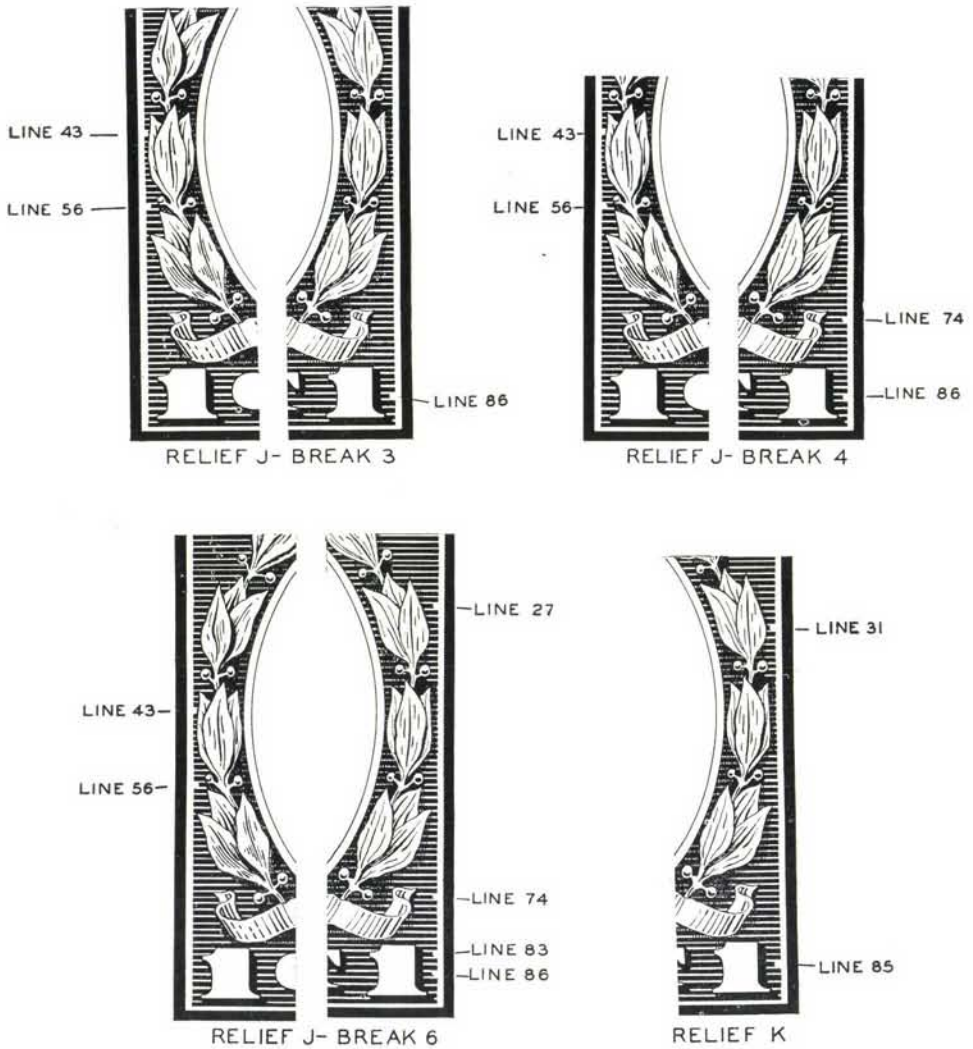
A top plate number copy from plate 8934 shows relief break G-9. (Illustrated).



Relief break G-10 has been found on plate # 8935 and 10109. (Illustrated).
 Relief break G-11 has been found on plate #10119. (Illustrated).
 Another relief became broken in rocking in 10118. In addition to a break in line 43 at left, the shading line above the "T" broke, as did some of the shading lines to the left of the right "1." This has been labeled relief "H." This was used on plates 10118—26, 28, 29, 30, 53, 54, 61, 73. (Illustrated).



Another normal relief became broken in rocking in plate 10188. In this case, the relief break occurred in several places at both the left and right sides.
 Relief J-3 has been found on plate 10188, 10285, 10343, 44, 51, as well as a bottom left and top plate number on plate 10352. (Illustrated).
 Relief break J-4 has been found on a right plate number copy from plate 10352 as well as on plate 10366, 67. (Illustrated).
 Relief break J-6 has been found on plate 10374, 75, 77. (Illustrated).
 Another relief break has been found on plates 13225 and 13310. This shows two breaks at the right and has been designated as Relief K.



f: Cracked plate.

The upper left pane of plate 10656 shows a marked vertical crack between the 3rd and 4th vertical rows of stamps. The crack runs from slightly above the top row of stamps down through the 3rd horizontal row.

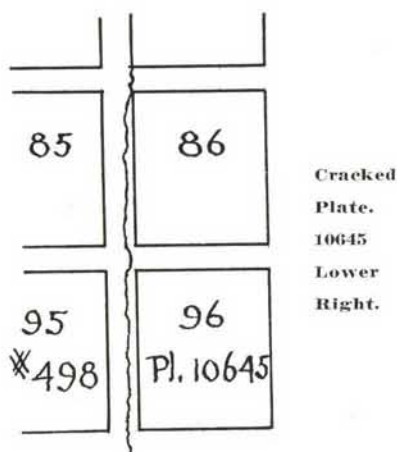
Plate 10645 lower right shows a marked crack between stamps 85 and 86 and 95 and 96 of the lower right pane. (Illustrated).

g: Scratched plate.

Stamp # 100 of the upper left pane of plate 10656 (cracked plate mentioned above) shows a series of vertical scratches outside the upper part of the left frame line. These scratches appear as if they were caused by the burnisher's tools in cleaning the plate.

h: Pair with guide line between.

The Bureau in cutting a sheet of these stamps, made the cut one row to the right of the guide line thus causing a pane containing 11 vertical rows instead of the usual 10. This resulted in the unusual block showing a vertical guide line between stamps. This pane was precancelled Cleveland, Ohio, but as the local printer had a set up arranged for only 10 rows, a further variety is caused showing pairs, one precancelled and one without.



i: Shifted transfer.

There are numerous shifted transfers of this stamp which show a usual downward double in the upper part of the word "CENT" and the lower part of the vignette circle. Many of these come from plates 10417, 10420, 10441, 10454 and 10455.

Plates used,—

- 7532—33, 35.
 7647—51, 55, 56, 58, 59, 68, 69, 70, 71, 74.
 7726—27, 33, 41, 43, 50, 54, 55, 57, 59, 61.
 7889—90, 91, 92, 95, 96, 97.
 7901—02, 03, 04, 06, 11, 12, 13, 14, 33, 37, 38, 43, 50, 56, 59, 99.
 8003—07, 08, 13, 34, 35, 36, 37, 38, 39, 40, 42, 43, 44, 45, 46, 47, 48, 54, 60, 68.
 8115—16, 17, 64, 65, 66, 67, 68, 73, 74, 75, 76.
 8257—58, 59, 60, 61.
 8335—41, 42, 43, 44, 45, 46, 47, 48, 49, 50, 60, 61, 68, 69, 72, 73, 74, 77, 78, 87, 88, 89, 90, 91, 92, 93, 94, 95, 96, 97, 98, 99.
 8400—01, 04, 05, 06, 07, 22, 23, 24, 25, 26, 27, 30, 31, 32, 33, 34, 39, 40, 43, 44, 45, 46, 47, 50, 53, 57, 61, 65.
 8510—11, 12, 13, 26, 27, 28, 29.
 8884—85.
 8907—08, 09, 10, 11, 12, 13, 14, 15, 16, 17, 18, 19, 20, 21, 22, 25, 26, 27, 29, 30, 31, 32, 33, 34, 35, 37, 41, 42, 44.
 9477—78, 79, 80, 81.
 10073—74, 75, 76, 83, 84, 85, 86, 91, 92, 99.
 10100—01, 02, 05, 06, 07, 08, 09, 10, 11, 12, 13, 14, 17, 18, 19, 20, 21, 22, 23, 24, 25, 26, 27, 28, 29, 30, 31, 32, 33, 34, 53, 54, 55, 56, 57, 58, 59, 60, 61, 62, 63, 64, 65, 66, 67, 68, 73, 74, 86, 87, 88, 89, 94, 95, 96, 97.
 10230—31, 32, 33, 42, 43, 44, 45, 46, 47, 48, 49, 58, 59, 60, 61, 62, 63, 64, 65, 78, 79, 80, 81, 82, 83, 84, 85, 90, 91, 92, 93, 98, 99.
 10343—44, 51, 52, 57, 58, 59, 60, 62, 63, 64, 65, 66, 67, 68, 69, 70, 71, 74, 75, 76, 77, 80, 81, 82, 83, 90, 91, 94, 95, 96, 97.
 10414—15, 17, 20, 21, 22, 23, 40, 41, 54, 55, 72, 73.
 10529—30, 39, 40, 57, 58, 65, 66, 67, 68, 71, 72, 73, 74, 75, 76, 80, 83, 84, 86, 87, 88, 91, 92, 95, 96, 99.
 10600—01, 02, 03, 04, 13, 14, 15, 16, 25, 26, 44, 45, 46, 47, 54, 56, 57, 58, 59, 60, 61, 62, 63, 64, 65, 76, 77, 78, 79, 82, 83, 84, 85, 96, 97, 98, 99.
 10701—02, 03, 08, 09, 10, 11, 12, 13, 42, 43, 44, 45, 46, 47, 48, 49, 51, 52, 53, 54, 55, 56, 57, 58, 59, 60, 61, 62, 69, 70, 71, 72, 73, 74, 79, 80, 81, 82, 83, 84, 89, 90, 99.
 10800—01, 02, 03, 04, 05, 06, 07, 08, 09, 10, 11, 12, 14, 15, 16.
 11720—21, 22, 23, 28, 29, 86, 87, 88, 89, 90, 91, 92.
 11802—03, 04, 05, 06, 07, 12, 13.
 12491—92, 93, 94, 97, 98, 99.
 12500—01, 02, 03, 04, 05, 06, 07, 08, 21, 22, 23, 24, 25, 27, 28, 33, 34, 35, 36, 37, 38, 39, 40, 41, 42, 43, 44, 45, 46, 47, 48.

12609—10, 11, 12, 13, 14, 15, 16, 17.

12923—24, 25, 26.

13198—99.

13200—01, 14, 15, 16, 17, 19, 20, 21, 22, 23, 24, 25, 26, 31, 32, 33, 34, 49, 50,
51, 52, 56, 57, 58, 59, 65, 66, 67.

13300—01, 02, 03, 04, 05, 06, 07, 08, 09, 10, 11, 16, 17, 18, 19, 20, 21, 22, 23,
24, 25, 26, 27, 28, 29, 30, 31, 32, 33, 34, 35, 36, 37, 38, 39, 40, 41, 42,
43, 44, 45, 46, 47, 48, 49, 50, 51, 56, 57, 58, 59, 60, 61, 62, 63, 64, 65,
66, 67, 68, 69, 70, 71, 78, 79, 80, 81.

13544—45, 46, 47.

Electrolytic plates,—

13376—77, 89, 90.

Flat plates not used,—

8451 8936 10416 10655 10700 10813—17 11785 12526 13218—55, 64

(13218—55 were master plates for the Electrolytics. They, however, were never finished for printing and did not go to press.)

Electrolytic plates not used,—

13395—96.

13407—08, 09, 10, 11, 12, 15, 16, 43, 44, 49, 50.

#498-e—One Cent, Green. Washington. Booklet. No Watermark. Perf. 11.

Issued April 6, 1917.

The change from perf. 10 to 11 was also adopted for booklet panes, which gave philatelists another variety to add to the growing list. This booklet was current for about six years and is found in a wide range of shades. The stamp was also issued in booklet form in combination with the two cent type of 1922, and in this form was current during the fiscal years of 1923 and 1924.

Shades,—Yellowish green, bluish green, green, deep green, dark green.

Varieties,—a: Usual 360 subject plate varieties (see # 331 Booklet).

b: Double transfer.

A stamp from a booklet pane shows a strong upward doubling visible in the lower label, in the lower part of the vignette circle and above the upper label. (Illustrated).

Another pane shows a strong upward doubling on the two lower stamps. (Illustrated).

An "I" pane has been found with a marked downward double in stamp # 6 of the pane. (Illustrated).



These are on stamps #5 and #6 of a pane.

Plate Number Unknown.


UPWARD DOUBLE TRANSFERS.



**Double Transfer
Stamp #6 of a pane.**



**Double Transfer
Stamp #3 of a pane.**




**A Southwestern
Double Transfer.**

Stamp #3 of a pane shows an upward doubling in the upper part of the design. (Illustrated).

Another pane shows a strong southwestern double showing almost entirely in the lower and left part of the stamp. (Illustrated).

A pane has been found showing a small double transfer of the center stamp of the right row. This shows added lines in "1 CENT" as well as outside the right frame line. (Illustrated).

A pane showing plate #11756 in the top margin has an easily seen double transfer. There are extra lines in the left numerals, at the top of "CE" of "CENT" as well as extra marks of color in the "ST" of "POSTAGE."



**Double Transfer
stamp #4 of
an unknown
pane.**

**The removal of
the first
entry caused
a defective
entry of the
right frame
of the stamp
at the left.**

LINE 43—

LINE 56—



RELIEF J - BREAK 2

Numerous double transfers, other than those listed above, have been reported for this stamp.

c: Shifted transfer.

A booklet pane showing plate number 13421 in the top margin shows a usual shift in stamp #1 of the pane.

Stamp #6 of an "A" pane shows a slight backward shift of the top shading line.

Another pane also shows a shift in stamp #6 which however is much more marked than the other and shows an upward doubling of the two shading lines above the U. S. Postage.

d: Relief break.

Numerous relief breaks found on the perf. 11 sheet stamps are known to exist on these booklet panes.

Plate 8947 shows Relief J, Break 2. (Illustrated).

Relief breaks not previously seen on sheet stamps have been found on all six stamps of a pane of this issue. The shading lines inside the letters "U" and "O" of "U. S. POSTAGE" are incomplete showing a spot of white instead of color at the bottom of the letter.

e Cracked plate.

A crack similar to the one reported and illustrated under #462 booklet has also been reported on this perf. 11 issue.

f: Defective transfer.

In preparing the plate for the re-entry mentioned above showing the double mainly outside the right frame line and in "1 CENT 1," it was necessary to tap out a section of the plate. The tapping out of this position caused a defective transfer of the right frame line of the stamp at the left. (Illustrated).

Plates used,—

7179.
 7275—77, 78.
 7449—74, 80, 84.
 7785—86, 91.
 7880.
 7980—81, 90, 91.
 8183—84, 85, 86, 87, 88, 89, 94.
 8945—46, 47, 48.
 9177—78, 79, 80.
 10077—78, 79, 80.
 10250—51, 52, 53.
 10430—31, 32, 33.
 10714—15, 16, 17.
 11756—57, 58, 59, 61, 62, 63, 68.
 13268—69, 70, 71.
 13421—22, 23, 24, 29, 30, 31, 32, 59, 60, 61, 62.

Plate not used,—

11760.

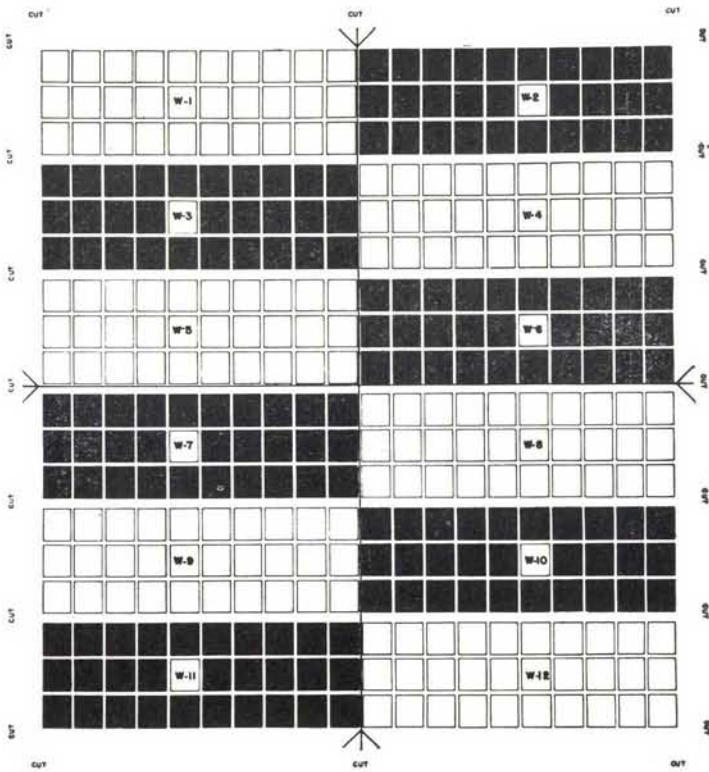
#498-f—One Cent, Green. Washington. A. E. F. 30 Subject Booklet Pane. No Watermark. Perf. 11.

Issued September 10, 1917.

These booklets were prepared principally for the use of Army postal clerks. They were made from ordinary 360 subject sheets cut into twelve panes of thirty stamps each instead of sixty panes of six. Each booklet contained ten panes and being made primarily for Government use no extra charge was made for the book.

The first American heavy artillery to reach France was the First Separate Brigade of Coast Artillery which sailed from New York on August 11th, 1917. The ship which brought the brigade across the Atlantic also carried the brigade freight which included equipment for the medical regiment attached to the artillery brigade. Dr. W. L. Babcock, a well-known stamp collector of Detroit was Major Surgeon of the 6th Regiment of Coast Artillery which was one of the units of the brigade. Dr. Babcock had his medical corps begin to assemble the knocked-down ambulances. While this assemblage was under way, he noticed two very large packing cases labeled "From the Post Office Department, U. S. A.". He followed these packing cases to the Quartermaster's Department and saw them opened. They were filled with booklets of one and two cent stamps, each containing 30 subjects to a pane. This unusual size, plus the fact that the margin for binding the pane in a book form was at the side instead of the top, caused Dr. Babcock to buy several booklets of each value.

The soldiers of the brigade in crossing the Atlantic had spent a part of their time writing letters but had had no opportunity of mailing them until reaching France. Almost immediately the available supply of these stamps were sold to



A. E. F. 30 Subject Booklet Pane Layout.

soldiers for stamping approximately a ton of accumulated mail which had to be censored before being forwarded to the addressee. This was in September, 1917. Dr. Babcock informed the writers that he used these stamps in forwarding mail until January 18, 1918 when he attempted to secure more in Paris at the Army Post Office No. 2. He was told that the supply had been exhausted but more were expected. The expected never came and the first shipment was also the last. It is known that a few one cent booklets were returned to New York, the exact quantity unknown. It was early discovered, however, that the two cent booklet was almost unobtainable. It is further known that General H. H. Bandholtz of the Regular Army, U. S. A., now deceased, sent and brought over several booklets of the two cent. Probably less than twenty booklets of the two cent, representing 200 panes, have been preserved, and it is believed that parts of these panes were broken into blocks of six, as few realized their philatelic interest. The earliest known dates of these stamps on cover are September 10, 1918 on a postcard, postmarked at the A. P. O. No. 2, Paris, where part of the shipment had been sent. The latest date recorded was March 1st, 1918. These were in the collection of Dr. Babcock. The only stamps in these sheets readily identified are from the top and bottom rows as these have straight edges and have, in addition, a larger margin than normally seen in straight edge copies. The use of these stamps was superfluous after October 1917, during which month the Adjutant General's Office in Washington notified the A. E. F. that soldier's first class mail could be forwarded, after censoring, post free to America.

Position panes to be found in these booklets do not occur in the ordinary panes. Whereas the ordinary booklets were vertical these were cut horizontally

with the margins at the right and left instead of the top. These stamps were cut and perforated vertically on the ordinary perforating machines and horizontally on those used for the regular booklets.

The 360 subject sheets were divided into four panes of ninety subjects by horizontal and vertical guide lines terminating in arrows in the margins. The knives of the perforating machines cut along these lines and traces of the lines appear on the sides of the panes. The following twelve war booklet position panes may be found, all panes are listed in the order they appear, starting with those found to the left of vertical guide line.

Group 1. Margin at left.

- A—Left half of arrow at top right and guide line at right.
- B—Guide line at right.
- C—Upper half of horizontal arrow and line at bottom, line at right.
- D—Lower half of horizontal arrow and line at top, line at right.
- E—Guide line at right.
- F—Left half of vertical arrow at lower right, line at right, plate number under seventh stamp of bottom row. Plate makers initials in margin lower left. (The plate number and arrow at bottom were usually cut off but the initials locate the pane.)

Group 2. Margin at right.

- A—Right half of arrow at top left, guide line left, plate number over fourth stamp.
- B—Guide line at left.
- C—Upper half of horizontal arrow at right in margin, guide line at bottom and left.
- D—Lower half of horizontal arrow at right in margin, guide line at top and left.
- E—Guide line at left.
- F—Right half of vertical arrow at bottom left, guide line at left, plate makers initials in margin lower right.

Only 3,000 books were made up and most of them were used. Though not nearly as rare as the two cent War booklet, they are far from common and rapidly becoming more desirable.

Shades.—Yellow green, blue green.

Varieties.—Position panes as listed above.

#525—One Cent, Green. Washington. Offset. No Watermark. Perf. 11.

Issued December 24, 1918.

The rise in letter rates to three cents caused an increased demand for one cent stamps which were used on two cent stamped envelopes by business firms having large supplies of printed envelopes.

Trouble caused by the use of inferior printing inks which wore out plates faster than they could be made necessitated the introduction of offset plates for printing our postage stamps, particularly for the values in greatest demand. These offset plates were made in the following manner. A photograph was made of a proof from an *original die*; this photograph was then very much enlarged and a print from the negative cleaned and retouched so that every line was clean cut, clear and sharp, after which a small sized negative of the retouched print was made. This normal size negative was placed in what is termed a "Step and repeat" photographic machine containing a sensitized plate as large as the printing plate. This machine permits the photographing of a subject as many times as desired in any position on the sensitized plate, one subject at a time, so that the single normal size negative was placed for each position, flashed, moved to the next position, flashed, moved again, and so on until a 400 subject

positive glass plate was produced. From this glass positive plate a negative celluloid print or "mask" was made which was then used to manufacture the printing plates in the usual well known method for making the thin curved zinc plates for the offset process. After each inking the plates transfer the impression to a cylinder of a special rubber preparation, which in turns transfers the impression to the paper, hence the term "offset." Double impressions may have been caused by a slight shift in the normal relative position between the plate and the offset roller or by the re-use of very lightly inked impressions.

Offset stamps can easily be identified by the smoothness of the printed surface and the entire lack of fine detail, giving a rather blurred appearance. In the other values there are obvious evidences of "retouching." In this stamp the only major variation from the design of the engraved stamp is in the button of the toga. The center vertical line is broken with a dot in the center while in the engraved stamp the line is unbroken.

To increase production three 1600 subject plates were made, of which two were used, these consisted of four panes of 400 subjects each, surrounded by full margins. Plate number blocks are the only means of identification.

A singular type of double impression is that known as the "phantom plate numbers." Many sheets were found on which the same plate numbers and sometimes numbers from other plates repeat themselves four and five times across the length of sheet margins.

During the perforating of some of these sheets, the perforating wheel which perforates the 10th vertical row of the left pane dropped out. This resulted in numerous sheets showing no vertical perforations between the 9th and 10th rows of stamps. Many such sheets were perforated and this variety which is imperfect between is fairly common.

Shades.—Light green, deep yellow green, blue green, grey green, sage green, emerald green, (this is the scarcest shade).

Varieties.—a: Horizontal pair imperforate between, from the two right hand rows of a left pane, hence always straight edge on right.

b: Double print.

c: Strip of 10 showing phantom plate numbers.

d: Margin strip imperforate between stamp and margin.

e: Negative flaw.

Printings from various plates have been found showing a defect in the form of a gash just below Washington's nose on stamp #100 of lower right pane. This is, no doubt, a defect on the 400 subject negative.

Plates used, 400 subjects.—

9095	—96.
9242	—45, 47, 48, 49, 50, 57, 58, 59, 60, 61, 66, 67, 83, 84, 85, 90, 91.
9306	—07, 08, 18, 20, 21, 22, 28, 99.
9402	—03, 86, 87, 88, 89, 96, 97, 98, 99.
9508	—09, 10, 11, 15, 16, 17, 18, 19, 21, 22, 23, 24, 25, 26, 27, 39, 40, 41, 55, 56, 57, 58.
9640	—41, 43, 61, 62, 72, 73, 74, 75, 76, 77, 78, 79, 80, 81, 82, 85, 92, 93, 94, 98, 99.
9700	—01, 02, 03, 10, 11, 12, 13, 14, 15, 16, 17, 18, 20, 21, 23, 24, 25, 53, 54, 55, 56, 63, 64, 65, 66, 67, 68, 72, 73, 74, 79, 80, 81, 82, 87, 88, 89, 90, 91, 92.
9802	—03, 04, 05, 06, 07, 09, 10, 11, 12, 17, 18, 19, 20, 21, 22, 24, 25, 28, 29, 30, 37, 38, 39, 40, 41, 42, 43, 44, 59, 60, 61, 70, 71, 74, 76, 78, 79, 93, 94, 95, 96, 97.
9906	—07, 09, 16, 17, 18, 20, 49, 50, 51, 52, 53, 54, 65, 66, 67, 68, 69, 70, 72, 73, 74, 75, 76, 77, 78, 79, 80, 81, 82, 83, 84, 85, 86, 87, 88, 89, 90, 91, 92, 95, 96, 97, 98, 99.
10000	—01, 02, 03, 05, 06, 07, 08, 09, 10, 11, 12, 13, 14, 15, 16, 17, 20, 21, 22, 23, 24, 25, 26, 27, 28, 29, 30, 31, 32, 33, 34, 35, 36, 37, 38, 41, 42, 43, 44, 45, 49, 50, 52, 53, 54.

Plates used, 1600 subjects,—

9971—93.

Plates not used, 400 subjects,—

9097.
 9243—44, 46, 62, 82.
 9315—16, 17, 19, 29.
 9400—01, 04.
 9520—42.
 9642—63, 64, 83, 84.
 9719—22, 78, 83.
 9823—26, 27, 72, 73, 75, 77, 90, 91, 92.
 9908—19, 21.
 10004—18, 19, 39, 40, 46, 47, 48, 51, 55, 56, 57, 58, 59, 60, 61, 62, 63, 64, 65,
 66, 67, 68, 69, 70, 71, 72.

Plates not used, 1600 subjects,—

9994.

#531—One Cent, Green. Washington. Offset. No Watermark. Imperf.

Issued January 21, 1919.

A limited quantity of this stamp was issued, and as most of them were used by the Schermack Company, the sole manufacturer of private coils at that time, these stamps are worth many times the value of the perforated variety.

Shades,—Green, grey green, dark grey green.**Varieties,—**a: Usual imperf. plate varieties.
b: Private perf.—Schermack III.**Plates used, 400 subject,—**

9402.
 9509—21, 23, 27, 40, 58.
 9808—17, 18, 19, 28, 30.
 9951—52, 65.

#536—One Cent, Green. Washington. Offset. No Watermark. Perf. 12½.

Issued August 15, 1919.

This was an experimental perforation variety made on the Rossback perforating machine, which was on trial at the Bureau. This is the only stamp on which this experimental perforation was used. The machine did not work to the satisfaction of the Department inasmuch as almost half the sheets had to be destroyed because of perforation spoilage.

It was officially reported that 6641 sheets of 400 subjects each were perforated on the Rossback machine which used a 12½ gauge perforation. Of the sheets perforated on this machine, only 3466 were cut into panes of 100 and delivered to post offices, the balance being destroyed.

Shade,—Grey green.**Varieties,—**Imperf. vertically.**Plates used, 400 subjects,—**

9985.
 10001—25, 32, 33, 52.

Plates used, 1600 subjects,—

9993.

#538—One Cent, Green. Washington. Rotary Press Coil Waste. No Watermark. Perf. 11x10.

Issued June 14, 1919.

As mentioned in the introduction, this variety was a result of a stock of 170 subject sidewise coil sheets on hand at the Bureau which had been laid aside for mutilation because they could not be made into coils on account of some defect but as far as the stamps themselves were concerned, they were otherwise commercially satisfactory.

The coil waste had, of course, received the regulation one way coil perforation while forming part of the long rolls of stamps printed on the rotary press. The coil perforating machines with revolving cylinders of 10 gauge perforation and only fitted for perforating rolls of stamps, could not be used to perforate sheets, so these 170 subject lengths had to be perforated the other way (horizontally) on the regulation eleven gauge flat plate perforating machines.

There were, altogether, three forms of marginal imprint. The first group had the plate number over the ninth stamp followed by an "S 30" over the tenth. In the second group the "S 30" was dropped, while in the third group the plate number was placed directly after the star over the first stamp and the "S 30" was also omitted. There are no side margins as the stamps were printed in rolls, and as all vertical spaces were perforated there are no regular straight edges on the stamps, though some sheets were cut apart by scissors generally along the joint lines.

This coil waste may be found with three types of marginal perforations. One variety shows the vertical perfs continuing through the top and bottom margin and a later type shows the vertical perforations stopping one perf above the top row of stamps and one perf below the bottom row of stamps. In some cases, this type of perforation shows the outside vertical perforation coincident with the outside horizontal row and in some cases, this last perf. is situated just above the top horizontal perfs. and below the bottom horizontal perfs. The third variety, as previously mentioned, shows no horizontal perforations between the sheet margins and the adjacent stamps. There being a demand for this latter variety and in an effort to co-operate with collectors, an order was sent to the Bureau for a further supply of sheets of one and two cent stamps without perforations adjoining the top and bottom margins. The instructions for this order were misunderstood and instead of issuing sheets that had no perforations between the top margin and the upper row of stamps and between the bottom row of stamps and the bottom margin, the order was filed with 170 subject sheets being entirely devoid of horizontal perforations throughout. This entire lot reached philatelic hands and almost all were saved by collectors. These are the most common of the part perf. varieties.

Separation into sheets of 170 subjects was not always accurately done and blocks exist with the line in the center instead of at the edges.

Shades,—Yellowish green, bluish green, green.

Varieties,—a: Plate number blocks.

A—Plate number followed by "S 30."

B—Plate number only.

C—Star preceding the plate number.

b: Block showing vertical guide line between.

c: Imperf. horizontally.

d: Double paper.

These stamps show the double paper running in a vertical direction. At least two blocks of 6 are known showing this variety.

e: Double transfer.

A remarkable double transfer has been found showing almost throughout the entire stamp. The normal dark arched area over the head, doubled downward, shows as a distinct arch throughout the

temple and side of the head. The top frame line appears at the bottom of U. S. POSTAGE. (Illustrated).



Downward Double.



Upward Double.

An upward double has been found, position unknown, which shows in both numerals, "C" of "CENT," the left wreath and the top label. (Illustrated).

Plates used,—

Group I.

8336—39, 40.
 9099.
 9111—12, 13, 14, 41, 42, 51, 52.
 9452—53, 63, 64, 67, 68.
 10087—90.
 10103—04, 84, 85.
 10202.
 10347—48, 50, 61.
 10640—41, 43, 86, 87, 88, 89, 90, 91, 92, 93, 94, 95.
 11742—43, 64, 65, 66, 67.
 13312—13, 14, 15.

Group II.

13445—46.
 13575—76.
 13611—12.

Group III.

13810—11, 12, 13, 26, 27, 56, 57, 72, 73, 96, 97.
 13910—11, 30, 42, 43, 68, 76.
 14104.


#543—One Cent, Green. Washington. Rotary Press. No Watermark. Perf. 10x11.

Issued May 26, 1920.

This variety came from experimental rotary press printings for issue in sheet form. The plates were of 400 subjects, divided into four panes by horizontal and vertical spaces between the stamps in place of guide lines. When cut into panes these spaces acted as margins for the sheets. The stamps were perforated on machines especially set for these sheets and have no straight edges.

The plate numbers were at the sides. On the upper pair of panes they were placed next to the fifth stamp from the top, while on the lower pair of panes they were next to the fifth stamp from the bottom.

Blocks showing part of the inside margin come with and without hyphens. These were intended as perforation guides and on the first pair of plates were added after the plates had already been to press.



400 Subject Rotary Press Plate. Plate Numbers at Sides.

This experimental printing and perforating of stamps for sale in sheets was used only for the one cent denomination. Fourteen plates were made for the two cent value but were not used. Of the twelve plates made for the one cent only two were used for the stamp that succeeded it. Curiously enough practically the entire issue of the above variety had been used by the public before philatelists realized its existence and it is naturally much scarcer than the rotary press coil waste perforated 11x10. It should be borne in mind that the 10 perforations on this stamp are horizontal instead of being vertical as on the previous one.

The plates being curved endwise to the design resulted in the stamps being longer than the flat plate issue and approximately the same size as the endwise coil. They are of the same width as the flat plate issue.

Shades.—Bluish green, deep bluish green.

Varieties.—a: Plate number block.
(At side only).
b: Inside vertical gutter block.
Without hyphen.
c: Inside vertical gutter block.
With hyphen.

Plates used,—


10151—52.
 10436—37, 39.
 10509—10.
 10635.
 11738—39.
 12467—68.

**#544—One Cent, Green. Washington. Rotary Press. No Watermark.
 Perf. 10.**

Issued May, 1921.

These were also printed from 400 subject plates and also perforated by the special machines noted under No. 543. The vertical perforating machines had to be changed to 10 gauge as the 11 gauge perforation caused the sheets to be too brittle and soon after delivery to post offices, the full sheets were found to have become broken into vertical strips.

The first seven plates had the numbers on the side, as in the previous stamps, while the balance had numbers in the upper outside corners on the top pair of panes and in the lower outside corners on the lower pair. One plate, (No. 14293) was made and put to press after quite a number of plates of the 1922 series had been prepared.



400 Subject Rotary Press Plate. Plate Numbers in the Corners.

In 1936, a single and a horizontal pair with sheet margin at the bottom was submitted showing in place of the 10x10 perforations, perf 11 on all four

sides. The size of these stamps clearly indicated that they came from the 400 subject rotary plates. This was further evidenced by the marginal spacings between stamps of this horizontal pair. The vertical gutter is considerably narrower than on the flat plate issues. The shade of these 3 stamps are a dark grey green similar to the color used for the early sheet rotaries of the 1923 issue (One Cent Franklin). The perforations of the three copies seem to be authentic and it is quite likely that these are errors of perforation as the Bureau has no record of this perforation for the rotary press perforators. These three copies match, in color and perforations, a single copy of the 1923 Franklin one cent stamp from a 400 subject rotary press plate that was also perforated 11 horizontally and vertically. This latter stamp had an early type of Bureau precancel of Kansas City which having been accepted as a genuine overprint seems to also authenticate the genuineness of this 1923 stamp. These are the only known copies of this odd perforation on 400 subject rotary press stamps. The copies of this stamp, perf. 11 by 11 may have come from the sheets printed from plate 14293 which was made after quite a number of the 1923 plates of this value had been put to press, as the early printings of the 1923 400 subject rotaries were generally in the dark grey green shade of these perf. 11 stamps.

Shades.—Green, deep green, dark grey green (perf 11x11).

Varieties.—a: Plate number blocks.

A—Plate block of 6, number in center at side.

B—Plate number block of 4, plate number in corner.

b: Imperf. horizontally.

c: Perf 11x11.

d: Inside vertical margin showing hyphens.

e: Cracked plate.

A block from the upper right corner of an upper right pane (plate number unknown) shows a series of horizontal cracks in the gutter adjacent to stamp #10.

f: Double transfer.

An upper left pane of plate 13784 shows numerous shifted transfers and one double. Stamp #18 shows a northwest displacement around the frame lines, at the left of the vignette frame line, in the "E" of "POSTAGE" and in the right numeral of value.

g: Shifted transfer.

Shifts on plate 13784 as above.

Plates used.—

a: Numbers on sides.

12467—68, 95, 96.

12597—98, 99.

12600.

13284—85.

13352—53, 54, 55.

13419—20.

13609—10, 13, 14, 49, 50, 75, 76.

b: Numbers in corners.

13744—45, 62, 63, 84, 85, 90, 91.

13858—59, 76, 77, 90, 91, 92, 93.

13908—09, 37, 40, 41, 48, 49, 62, 63, 82, 83, 90, 91.

14000—01, 06, 07, 12, 13.

14293.

Plate not used.—

13936.

#545—One Cent, Green. Washington. Rotary Press Coil Waste. No Watermark. Perf. 11.

Issued May 1st, 1921.

Like the one cent rotary press coil waste, perf. 11x10, No. 538, these stamps were also made from "sidewise coil" sheets of 170 subjects, with the excep-

tion that the sheets had not been previously perforated. These unperforated sheets were issued perforated both horizontally and vertically on flat plate 11 gauge perforating machines especially set for sheets 17 subjects wide. The majority were issued in sheets of 170 subjects but a small number were prepared in both 70 and 100 subject panes. Comparatively few were issued and this 11 by 11 variety is becoming more difficult to obtain than any of the others in this group. The difference between it and the flat plate printing is easily distinguishable by the width of the stamps, as having been printed from sidewise curved plates the stamps are $19\frac{1}{2}$ to 20mm wide, the flat plate stamps being but $18\frac{1}{2}$ to 19mm.

Shades,—Yellowish green, grey green, green.

Varieties,—a: Plate number blocks.
 A—Number and "S 30."
 B—Number only.
 C—Plate number and star.
 b: Star blocks.
 c: Block with vertical joint line between.
 d: Imperf. horizontally.

Plates used,—

Group I.

10090.
 10640—86, 87.
 11764—65, 66, 67.
 13314—15.

Group II.

13445—46, 47, 48, 91, 92.
 13575—76.
 13611—12, 15, 16.

Group III.


13812—13, 26, 27, 56, 57, 72, 73, 94, 95, 96, 97.
 13906—07, 10, 31, 69.

Numbers issued,—

Reports of the Bureau of Engraving and Printing as to the quantity issued during the fiscal years ending June 30, the one cent Washington is listed as Series of 1911.

	Regular.	Booklets.	Coils.
1912.....	1,004,556,400	77,215,920	17,466,000
1913.....	3,517,425,900	221,981,040	114,753,000
1914.....	3,553,563,200	271,226,160	194,496,000
1915.....	3,445,558,880	240,851,040	242,744,500
1916.....	3,517,179,017	222,414,720	267,376,500
1917.....	3,630,159,594	278,874,960	281,407,500
1918.....	3,306,607,400	265,541,040	296,068,000
1919.....	4,065,309,091	204,637,320	388,828,500
1920.....	3,222,282,791	207,898,080	437,404,030
1921.....	2,840,593,870	164,307,360	434,644,500
1922.....	3,010,936,800	160,846,656	538,544,480
1923.....	3,248,325,000	166,249,920	632,026,000
1924.....	618,498,170	61,572,240	156,000,500
1925.....	3,407,500
	<hr/> 38,980,996,113	<hr/> 2,543,616,456	<hr/> 4,005,167,010

THE TWO CENT STAMPS GROUPED



GEORGE WASHINGTON.

By Jean Antoine Houdon.

The toga cord and button was added to the photograph by C. A. Huston, designer, for use as the model for all Washington stamps of this group.



**#332—Two Cent, Carmine. Washington. Denomination in Words.
Watermarked USPS. Perf. 12.**

Issued November 16, 1908.

This was the first stamp to be issued of the 1908 series, replacing the 1902-3 issue current for five years. Houdon's Washington was used for the vignette, the frame by the Bureau artist, C. A. Huston, being the same as the one cent variety, an ellipse on end with laurel leaves on either side. Contrary to the regulations of the Universal Postal Union, the denomination appeared in words. The master die engraved by Baldwin, Ponickau and Hall was purposely made very simple with no unnecessary lines, this type of engraving greatly enhancing the life of the plates.

The early printings were from plates having a standard spacing of 2mm between the stamps and had a marginal imprint of the Bureau of Engraving and Printing and a plate number. It was found that about one sheet out of every eleven had to be discarded because of faulty perforations due to the unequal shrinkage of paper, caused by wetting down in the printing process. To overcome this the star plates were introduced. These had 3mm vertical spacing between the six outer rows on each side of the full sheet of 400, while the balance were 2mm. This reduced the waste to about 1% as the shrinkage had been greatest on the outer edges of the sheets.

These stamps having two vertical spacings gave the specialist a new variety. The 3mm spaced blocks, though more numerous on the star plates, are today very desirable as most of the blocks saved seem to have been from the standard plates with 2mm spacing.

Only one of the plates had the small solid star as used on the Lincoln issue, all others had a larger open star. Plate number blocks from this solid star plate are extremely scarce, even more so than the same type of the one cent stamp.

The One Cent Error of 1908

We believe that this needs a special heading as we feel that it will be more of a rarity than the well known 5 Cent Red Error. It seems that the transfer man, in making up plate No. 5299, made an erroneous entry with a ONE CENT RELIEF, discovered his error, eradicated it as best he could and then transferred the proper TWO CENT RELIEF in the same position leaving, however, sufficient lines of the 1 Cent entry so as to produce a most interesting variety. This occurred in the upper left pane and is the fourth stamp under the plate number "5299."

Note that Franklin's hair runs almost vertically while that of Washington runs diagonally. These extra hairs in Washington's head are the hairs of Franklin. Note the added lines in TWO CENTS. None of the extra lines in the letters correspond in distance or direction from any part of the lower label. There are extra lines in the nose, the eye, at the corner of the mouth and in front of the ear.

This variety is therefore a DOUBLE ENTRY similar to the 5 Cent Error of 1916, but in this case the wrong entry came first rather than last.

This error was discovered by C. W. Bedford. For many years he had a 2 Cent 1908 showing a number of extra hair lines in the head of Washington and with added lines in TWO CENTS that did not check out as corresponding to any of the lines in the normal stamp. He finally uncovered a complete coil,

imperf., and with plate No. 5299 hidden at every fourth pasteup, the fourth stamp underneath this plate number checked with the copy in his collection. We went over this coil very carefully with Mr. Bedford but it was he who suggested the solution and the Bureau has admitted that it is entirely possible that a ONE CENT RELIEF was used in error on this plate and also checked our belief that this variety occurred in the upper left pane. The plate was used for the perf. and imperf. issues of this design, on the double line and single line watermarked paper.

Because of the large number of double transfers on these stamps, we have illustrated only the most outstanding or those where the plate number is known.

Shades.—Light carmine, carmine, dark carmine.

Varieties.—a: Spacings.


- 1) Block of four with 2mm spacings.
- 2) Block of four with 3mm spacings.

b: Plate number blocks.

- 1) Imprint (Bureau of Engraving and Printing) and plate number.
- 2) Imprint, small solid star and plate number.
- 3) Imprint, star and plate number.

c: Double Transfer.

The
One
Cent
Error





Stamp
#37
U. L.
5299.

The one cent error. (Illustrated).

Plates 5092 and 5311 seem to have given the plate makers a great deal of trouble as many of the positions on these plates show evidence of having been reworked. The spacings between stamps show wide variation and several subjects are distinctly out of alignment. Many positions also show defective transfers especially obvious in the frame lines.


A pair, with guide line at top, shows a strong eastward double in both stamps. Attention is called to the greater degree of the displacement of the right stamp. (Illustrated).



Pair with
guide line
at the top.
Both show
a strong
eastward
Double
Transfer.



Downward Double.



Upward Double.

Double
Transfers.
Position
Unknown.

A marked downward double, position unknown, shows evidence of first entry in the upper and lower part of the design and below the bottom frame line. (Illustrated).

A single copy, position unknown, shows an upward double. (Illustrated).

Position 32 of a left pane of plate 5092 shows a western displacement of the lower part of the design. (Illustrated).


Position 70 of a right pane of plate 5092 shows a westward displacement through much of the design. (Illustrated).



#70 R.

#32 L.

Double Transfers
Plate 5092.
Pane Unknown.



Southeastern
Double Transfer.
Position Unknown.

A single copy has been found showing a marked southeastern double transfer. (Illustrated).


A strong double has been found on a cover used in February 1909 which shows a strong downward displacement of almost 2mm on the forehead, nose and temple of the portrait on the right ribbon, the lower label and below the bottom frame line.

d: Shifted Transfers.

These are quite numerous on this issue and show downward doubling of the lower part of the design.

e: Doubly shifted transfer.

A single copy, position unknown, has been found showing TWO added lines at the lower part of the vignette, top of the TWO CENTS and the lower shading lines.



Cracked Plate Varieties—
Positions Unknown.

f: Cracked plate.

A copy of this stamp, known for quite some years, shows a marked rosette crack in the head which has also been dubbed fractured skull. (Illustrated).

A single copy has been found which shows a "rolling in" crack along the left frame line.

A series of diagonal cracks have been found running across the upper right corner. (Illustrated).

A rosette crack which made its appearance as the stamp was being rolled in caused a defective transfer of the lower part of the right frame line. (Illustrated).

g: Relief Break.

The shading lines to the right of the "S" of "CENTS" became broken on one of the reliefs and has been found in 7 stages. (Illustrated). On this same relief the shading lines inside the "C" of "CENTS" also became broken. This last break has been found in 3 stages.



Relief
Breaks.

Plates used,—

a: Imprint and plate number.

4807—09, 10, 11, 12, 13, 14, 15, 16, 17, 18, 19, 20, 21, 22, 23, 24, 25, 27, 28,
29, 30, 31, 33, 34, 35, 37, 38, 39, 40, 41, 42, 43, 44, 45, 46, 47, 48, 49,
50, 51, 52, 53, 54, 55, 56, 57, 58, 59, 60, 61, 62, 63, 64, 65, 66, 68, 71,
72, 73, 76, 78, 79, 83, 84, 87, 93, 96.

4905.

b: Imprint, small solid star and plate number.

4988.

c: Imprint, star and plate number.

4968—69, 87, 90, 92, 96.
5015—16, 17, 18, 19, 20, 21, 22, 25, 26, 27, 28, 31, 32, 33, 36, 39, 44, 45, 46,
49, 50, 51, 52, 53, 54, 55, 56, 57, 58, 59, 60, 61, 62, 63, 64, 65, 66, 67,
68, 69, 70, 71, 72, 73, 74, 75, 92, 94.

- 5102—05, 07, 09, 10, 14, 15, 16, 17, 19, 20, 22, 23, 25, 27, 28, 29, 33, 34, 35,
40, 41, 47, 48, 49, 50, 51, 55, 56, 57, 60, 61, 63, 64, 65, 67, 68, 74, 75,
76, 77, 78, 81, 82, 83, 84, 85, 88, 89, 90, 91, 94, 95, 96, 97.
5256—58, 60, 65, 69, 70, 71, 72, 73, 74, 75, 76, 77, 78, 80, 81, 82, 83, 84, 85,
86, 88, 89, 90, 91, 92, 93, 95, 96, 97, 98, 99.
5301—02, 03, 04, 05, 06, 07, 08, 09, 10, 11, 12, 14, 15, 16, 17, 18, 19, 21, 23,
24, 25, 26, 27, 28, 29, 31, 32, 34, 35, 37, 38, 39, 42, 43, 46, 47, 48, 49,
51, 61, 62, 63, 64, 65, 66, 67, 68, 69, 71, 74, 75, 77, 81.

Plates not used,—

- Imprint, Star and plate number.
5350—72.

#332-a—Two Cent, Carmine. Washington. Booklet. Watermarked USPS. Perf. 12.

Issued November 16, 1918.

The first plates made for this new series were for booklets and they were issued coincident with the ordinary stamps. Like the one cent booklet on double line watermark paper, they were printed from 180 and 360 subject plates all having standard spacing between the stamps. On the 180 subject sheets, consisting of three rows of ten panes each the horizontal guide line passes below the first stamp in the middle row of panes, while on the larger plates, which consist of six rows, it passes below the third row of panes. On both types of plates the vertical line is between the fifth and sixth rows. Only the top arrow and plate number remain after the plates have been perforated, and these appear in the margin of the panes directly below them.

Shades,—Light carmine, carmine, dark carmine.

Varieties,—a: Position panes on 180 subject plates. (See 331 1c Booklet.)
b: Position panes on 360 subject plates. (See 331 1c Booklet.)
c: Position dot.

An interesting variety of booklet pane is found on the 2c 1908 issue. All of the stamps on the right side of the pane show to the naked eye a position dot on the end of the nose of the Father of our Country. The dot should doubtless fall in the heavy background in front of the face but the transfer man evidently laid out the first dot at the bottom of the adjacent row half a mm. too far to the right so that probably the entire vertical plate row of 18 stamps shows the pimple on the nose.

d: Cracked Plate.

Stamp #5 of a booklet pane shows a crack in the lower left corner which corner also shows a marked defective transfer. The crack takes the shape of an inverted "Y" spreading into two irregular lines about $\frac{3}{4}$ mm. below the stamp.

e: Double Transfer.

An "A" pane has been found showing four double transfers.

Plates used,—**180 subject plates.**

- 4803—04, 05, 06, 08, 26, 32, 36.
4947—50, 53, 55, 63, 64, 65, 70.
5042—43, 47, 48, 88, 90, 95, 96, 99.
5104—06, 08, 12, 13, 39, 54.

360 subject plates.

- 5130
5261—62, 66.
5445—46, 48, 50, 51, 56, 58, 59.

Plates not used,—**180 subject plates.**

- 5354—55, 56, 57.

360 subject plates.

- 5453.

#344—Two Cent, Carmine. Washington. Watermarked USPS. Imperf.

Issued December 10, 1908.

This variety was issued from both types of plates, being made especially for manufacturers of private coils. The report of the Third Assistant Postmaster General for the fiscal year ending June 30, 1909, reported that up to October 9, 1909, 25,905,000 stamps had been issued imperforate. Some of them were issued in imperf. coils and most of these, as well as the 400 subject sheets, were used in making private coils.

These 400 subject sheets are divided into panes of 100 by horizontal and vertical guide lines, which terminated in arrows at the margins. Each sheet also had eight imprints and plate numbers. When stamps from these sheets were perforated they were cut into sheets of one hundred along these lines and the arrows were lost, the guide lines being found on the straight edges of the stamps. When the sheets were issued unperforated, position varieties became obtainable. Of these the most desirable are the center line blocks, where the horizontal and vertical guide lines cross.

The makers of private coils pasted fifteen of these sheets together, end to end or side to side. These were then perforated, cut into strips and rolled into coils of 3,000. A paste up, occurred every twenty stamps, each strip being divided by the guide line running in the same direction as the perforations. The primary reason for issuing imperforate stamps in sheets being for the use of makers of private perforated coils, we have listed the latter as a variety of this stamp rather than the Government coil.

Shades,—Light carmine, carmine, dark carmine.

Varieties,—a: Blocks with 2mm and 3mm spacings.

b: Position blocks.

A—Center line block.

B—Right and left arrow blocks 2mm spacing.

C—Right and left arrow blocks 3mm spacing.

D—Top and bottom arrow block.

E—Horizontal guide line blocks.

F—Vertical guide line blocks.

G—Plate number blocks.

(1)—Imprint and number.

(2)—Imprint, star and number.

c: Double Transfers.

The one cent error exists on this stamp.

Many of the doubles listed for the perforated variety may be found on these imperf. stamps.

d: Shifted transfers are quite common on this form of issue.

e: Cracked Plate.

A right plate number block of 6 from plate 4879 shows a marked rosette crack around the plate number. Other cracks may be seen surrounding the Bureau imprint.

Plate number blocks from four positions of plate 5296 show cracks surrounding the Bureau imprint. A block showing this plate number in the left margin shows these cracks running through most of the letters of the imprint. On one of the top blocks of this plate, the star is distinctly doubled.

Private Coil Varieties,—

A—Mail-O-Meter I—II—III.

B—Schermack III.

C—Brinkerhoff II.

D—U. S. Automatic I—II—III.

E—Attleboro I.

Plates used,—

a: Imprint and plate number.

4812—13, 15, 16, 17, 18, 20, 21, 29, 30, 31, 33, 48, 49, 56, 59, 62, 64, 65, 66,
68, 72, 73, 76, 78, 79, 83, 84, 87, 93, 96.
4905.

b: Imprint, star and plate number.

5021—31, 32, 33, 36, 68, 75, 92.
5114—17, 19, 23, 33, 34, 35, 41, 50, 51, 55, 56, 57, 67, 68, 78, 81, 83, 88, 89.
5258—60, 84, 85, 86, 95, 96, 97, 98, 99.
5305—06, 08, 09, 11, 12, 14, 21, 23, 26, 66, 68, 77, 81.

**#349—Two Cent, Carmine. Washington. Endwise Coil. Watermark-
ed USPS. Perf. 12 Horizontally.**

Issued January 2, 1909.

These were made from the standard 400 subject sheets which were only perforated in the horizontal spaces between the stamps. These partly perforated sheets were then cut into vertical strips of twenty, which were pasted together by hand to form rolls of 500 and 1,000 stamps. Each strip of twenty gives us a paste up pair and the horizontal guide line is found between the tenth and eleventh stamp, when rolled this line occurs every twentieth stamp. Having been cut through the vertical space between the stamps there are no spacing varieties.

Shades,—Carmine, dark carmine.

Varieties,—a: Ordinary pair.

b: Guide line pair.

c: Paste up pair.

d: Paste up pair with plate number.

e: Double Transfer.

The one cent error has been found on this coil. (See #332—
Two Cent).

Doubles found on the sheet stamps may also be found on this coil.

Plates used,—The side numbers having been cut off in the cutting of the sheet into strips, the bottom ones before pasting up and the top ones covered by the paste up, no accurate list of plate numbers is available.

**#353—Two Cent, Carmine. Washington. Sidewise Coil. Watermark-
ed USPS. Perf. 12 Vertically.**

Issued January 12, 1909.

Like the endwise coil this stamp was made from 400 subject sheets but in this variety the perforations were made in the vertical gutters and the strips cut horizontally. Being cut in this way from both star and standard spaced plates we find pairs with different spacing between stamps. As those having the wider spacing outnumber the stamps with 2mm spacing the latter are much scarcer. These also had a paste up every twenty stamps, the guide line being vertical. When these stamps were current coils were still in small favor with philatelists and as this sidewise type was more popular with users of affixing machines fewer were saved than of the endwise coil.

Shades,—Light carmine, carmine, dark carmine.

Varieties,—a: Ordinary pair with 2mm or 3mm spacings.

b: Guide line pair.

c: Paste up pair.

d: Paste up pair with plate number.

Plates used,—In coiling these stamps the top and bottom plate numbers were cut off, the side plate numbers at the right covered by the paste up, and the left cut off at the pasting together of the stamps.

#358—Two Cent, Carmine. Washington. Bluish Paper. Watermarked USPS. Perf. 12.

Issued February 16, 1909.

The paper used for this variety contained 30% rag stock in place of wood pulp and was purely an experiment made by the Bureau in attempting to overcome the unequal shrinkage that had been bothering them. It had a slightly bluish cast and the yellowish gum used gives the back of the stamps a greyish tone in comparison to those printed on regular stock. This "rag" paper did not help the question of shrinkage to any extent and was soon abandoned.

In the eyes of the Bureau this was not a variety and the stamps were distributed to various Post Offices in the regular course of business. As a result the majority issued were used and so lost to collectors.

Both types of plates were used for this issue which gave a majority of 2mm spaces between the stamps, those having the wider spacing being much scarcer. The report of the Third Assistant Postmaster General for the fiscal year ending June 30, 1909, reported that 1,494,000 had been issued on this experimental paper.

Shades.—Carmine.

Varieties.—a: Blocks of four with 2mm or 3mm spacings.

- b: Plate number blocks.
A—Imprint and number.
B—Imprint, star and number.

c: Double Transfer.

A block of 4 with 2mm spacing between has been found showing one stamp having a prominent double transfer. The doubling is most marked in the lower area of the design and especially so in "TWO CENTS."

Plates used.—

- a: Imprint and plate number.
4837—60, 61, 63.
- b: Imprint, star and plate number.
4996.
5015—16.

#375—Two Cent, Carmine. Washington. Watermarked USPS. Perf. 12.

Issued November 23, 1910.

On August 22, 1910, a new type of paper went to press for the first time. The Bureau, having found that the double line watermark impression caused a variation in the shrinkage of the paper, designed and had approved a new form of watermark in which the letters were of a smaller size *single* line Roman capitals. This ended the use of the double line type of watermark for the lower values, which had been used for about twenty-five years, giving philatelists a second major variety in less than two years.

The use of star plates had not entirely eliminated spoilage of sheets due to uneven perforating and the first of a new group of plates were introduced during the life of this variety. These had standard spacings of $2\frac{3}{4}$ mm between all the stamps and were known as "A" plates because of that letter being placed before the number. The "A" plates were used mainly for coils but also for both the perf. and imperf. sheet varieties.

While this issue was current the Bureau started experiments with rotary press printing and made six plates of 150 subjects each, but the stamps printed from these six plates were never issued to the public. The six experimental

plates had various spaces between the stamps in order to properly fit them around the curved rotary bed and it is interesting to note that only one sheet was saved and this is now in the Government collection in Washington. It was not until more than three years later that rotary press stamps finally appeared.

The stamps as issued, being printed from both the star plates and those having a standard spacing of $2\frac{3}{4}$ mm between the stamps, the narrower spacings are somewhat scarcer. Because of paper shrinkage the 3mm spacings were quite apt to measure only $2\frac{3}{4}$ mm, therefore, all wide spaced blocks are considered as 3mm spacings. Through an error at the Bureau of Engraving and Printing a small quantity of these stamps were printed from lake colored ink of the same shade as used for the Postage Due stamps, it is an extremely rare shade.

Shades,—Bright carmine, carmine, dark carmine, lake.

- Varieties**,—a: Blocks with 2mm or 3mm spacings.
 b: Plate number blocks.
 A—Imprint, star and plate number.
 B—Imprint, "A" and plate number.
 c: Double Transfer.


One Cent Error (see #332).

A copy on a cover dated November 15, 1911 and believed to be this stamp has a strong upward double. Evidences of a first entry are in the lower label, the wreath on both sides of the vignette, the upper label and above the top frame line. (Illustrated).

A downward double, position unknown, shows added lines below the top and bottom frame lines, around the vignette circle and the lower label. (Illustrated).



Upward Double.



Downward Double.

An eastward double, position unknown, shows added lines in the vignette frame line, in the upper label, on the nose and forehead of Washington. (Illustrated).

The stamp below the top plate number 5370 shows a westward doubling. Added lines appear in the upper and lower label, the left wreath and outside the left frame line. (Illustrated).

Plates 5092 and 5311 containing many double transfers were also used for this stamp.

- d: Two-way Double Transfer.

A single copy, plate number and position unknown, shows a southwestern double as well as an eastward doubling of part of the design. These two doubles show strongly outside the right and left frame lines and in the top and bottom labels.

Stamp #31 upper left or lower left from plate 5362 shows a northwest doubling in the letters "U. S. POSTAGE," below the medallion, at the left extremity of the horizontal background lines and outside the left and top frame lines.



Stamp Under Plate #5370.



Eastward Double.

e: Cracked Plate.


A marked rosette crack in the head similar but different than the one illustrated under #332 has been found on this stamp. (Position unknown). (Illustrated).

Another series of cracks in the head have been found on a single copy of this stamp. (Illustrated).

A third variety has been found showing vertical cracks in Washington's forehead. (Illustrated).

Several copies have been found with numerous vertical cracks in the vertical margin to the right and left of various positions, plate number unknown.

One such crack was found on the stamp just above the horizontal guide line.



Cracked Plate Varieties.

f: Shifted Transfer.

Shifted transfers similar to those found in the 1908 issue were quite common on this stamp.

Plates used,—

Imprint, star and number.

- 5092.
- 5274—76, 80, 81, 82, 83, 84, 93, 96, 97, 98, 99.
- 5300—03, 05, 06, 07, 08, 09, 10, 11, 12, 14, 17, 18, 19, 21, 23, 24, 25, 27, 28, 29, 31, 32, 34, 35, 37, 38, 39, 42, 43, 44, 47, 48, 49, 51, 53, 58, 62, 69, 70, 75.
- 5508—09, 12, 15, 16, 17, 18, 28, 42, 43, 44, 45, 46, 47, 48, 49, 50, 51, 52, 53, 54, 55, 56, 78, 81, 85, 89, 90.
- 5606—08, 09, 10, 11, 12, 16, 17, 18, 19, 21, 23, 24, 25, 26, 27, 28, 29, 30, 35, 36, 42, 45, 48, 50, 52, 54, 55, 71.
- 5795—96.

Imprint, "A" and number.

5557—58, 59, 60, 61, 62, 63, 64, 65.

5660—61, 62, 67, 68, 69, 70, 74, 83, 84, 85, 86, 87, 88, 89, 90, 93, 94.

5711—17, 97, 98.

Plates not used,—150 subject rotary.

5675—76, 80, 81, 91, 92.

**#375-a—Two Cent, Carmine. Washington. Booklet. Watermarked
USPS. Perf. 12.**

Issued November 30, 1910.

These booklets were printed only from 360 subject plates as were all the later ones. It differs from the previous booklet printed from the large plates only in the watermark. Like the previous books the watermark is vertical, i.e. the letters read from top to bottom, or visa versa, instead of horizontally as on the ordinary stamps.

Shades,—Light carmine, carmine.

Varieties,—Ordinary 360 subject sheet varieties. (See # 331 Booklet).

Plates used,—

5130.

5261—62, 66.

5445—46, 48, 50, 51, 56, 58, 59, 61, 62, 64, 66, 67, 69, 72.

**#384—Two Cent, Carmine. Washington. Watermarked USPS.
Imperf.**

Issued January 3, 1911.

The makers of private coils still continued to demand stamps in imperforate sheets and both types of plates used for the perforated stamps were also used for printing these. The only difference between this variety and the previous one is the changed watermark.

Shades,—Light carmine, carmine, dark carmine.

Varieties,—a: Spacings.

b: Usual imperf. sheet varieties. (See # 344).

c: Plate number blocks.

A—Imprint, star and number.

B—Imprint, "A" and number.

d: Private Perfs.

A—Mail-O-Meter I—II.

B—Schermack III.

C—U. S. Automatic II—III.

D—The Farwell Co. (Chambers) I—II—III—IV.

e: Double Transfer.

The One Cent Error of plate 5299 has been found in imperf. coils of this stamp.

Plate 5092 with its many double transfers was used for this stamp.

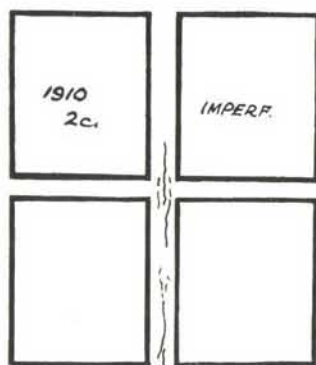
f: Cracked Plate.

A 3mm spaced block shows a series of vertical cracks between the stamps. (Illustrated).

g: Shifted Transfers.

The usual shifts are found on this stamp.

A top plate block of 6 from plate 5332 shows a shifted transfer on three top stamps. The one below the plate number being the best. A right plate number block from the same plate shows small shifts in stamps #1, #5 and #6.



A 3 mm. spaced block,
plate number unknown,
shows these vertical
cracks.

Plates used,—

a: Imprint, star and number.

5092.

5280—82, 83, 84, 97, 98, 99.

5300—03, 07, 12, 14, 18, 29, 32, 37, 42, 48, 53, 58, 70, 75.

5516—17, 18, 28, 42, 51, 53, 85, 89, 90.

5608—09, 18, 19, 24, 27, 36, 42, 45, 48, 54, 55.

b: Imprint, "A" and number.

5557—58, 59, 60, 61, 62, 63, 64, 65.

5660—85, 86, 87, 88, 90, 94.

5711—17, 97.

**#386—Two Cent, Carmine. Washington. Endwise Coil. Water-
marked USPS. Perf. 12 Horizontally.**

Issued November 1, 1910.

This was one of the first stamps issued on the new paper and also one of the first varieties of the single line watermark to be discontinued. The perforations made the coils extremely brittle and the stamps broke apart constantly in the coiling and affixing machines. It was decided to reduce the number of perforations and less than two months after it first appeared this stamp was replaced by an issue having the $8\frac{1}{2}$ perf.

In spite of its short life it is not as scarce as might be expected, though very likely worth more than the catalogue value indicates. The endwise coils were not used to the same extent as the sidewise and more copies were available to collectors.

Shades,—Light carmine, carmine.

Varieties,—Usual endwise coil varieties. (See #349).

**#388—Two Cent, Carmine. Washington. Sidewise Coil. Water-
marked USPS. Perf. 12 Vertically.**

Issued November 1, 1910.

This is one of the rarest of the standard issue coils and is missing from many collections. Like the endwise variety it was current for less than two months, being at that time superseded by the $8\frac{1}{2}$ perf. As stated before, the sidewise coil was more universally used than the endwise and the number available for philatelists was rather limited. Being made only from the star plates, the 2mm spaced coil is much rarer than the wider spacing. Collectors are warned against buying this 2 cent perf. 12 coil except from reliable dealers. Because of its

rarity clever counterfeits have been made by trimming perforated copies of the ordinary stamp and also supplying the imperf variety with "fake" perforations.

Shade.—Carmine.

Varieties.—a: Pair with 2mm spacing.
b: Pair with 3mm spacing.
c: Usual sidewise coil varieties. (See #353).

#391—Two Cent, Carmine. Washington. Endwise Coil. Watermarked USPS. Perf. 8½ Horizontally.

Issued December 23, 1910.

The frequent breaking of the coils used in vending and affixing machines was found to be due to the small amount of uncut space between the stamps after having been perforated on the twelve gauge machines, it was decided to set the perforating machine wheels 8½ to 2cm, and although the holes became larger the uncut horizontal paper spaces were wider and this, it was thought, would overcome the trouble. This change in perforations was the first of many experiments to be made with this group before a satisfactory result was obtained. At this time philatelists took cognizance of coils as collectible varieties, it was quite obvious they could not be an "ordinary stamp trimmed on two sides" as was generally believed to be the status of previous coils.

Shades.—Light carmine, carmine.

Varieties.—Usual endwise coil varieties. (See #349).

#393—Two Cent, Carmine. Washington. Sidewise Coil. Watermarked USPS. Perf. 8½ Vertically.

Issued December 16, 1910.

There are no spacing varieties of this coil as it was printed only from "A" plates with a standard distance of 2¾mm between stamps. These plates as noted under No. 375 though made especially for coil stamps, were also used for printing the ordinary stamps. The variation of the spacings in the star plates resulted in the vending and affixing machines cutting into the stamps. To overcome this and at the same time prevent waste of paper in perforating due to unequal shrinkage the new "A" plates had the gutters between the stamps increased to 2¾mm. This took care of the shrinkage and left sufficient space for perforations.

This was the last regularly issued variety of the two cent stamp bearing the portrait of Washington and having the denomination in words. These stamps had been in use for more than three years, contrary to the ruling of The Universal Postal Union regulations which call for numerals of value on all stamps intended for foreign bound mail. Throughout its various changes in watermark and perforations it has always been listed by the Bureau and Post Office Department as of the series of 1908.

Shades.—Light carmine, carmine, dark carmine.

Varieties.—Usual sidewise coil varieties. (See #353).

#519—Two Cent, Carmine. Washington. Watermarked USPS. Perf. 11.

Issued October 9, 1917.

This variety of the two cent stamp with the denomination in words, is the result of a supply of unperforated sheets found on hand at the New York Post

Office more than five years after they had been replaced by the new design. It is considered part of the latter group current at the time it was issued and is fully described in its numerical catalogue sequence. It is listed here merely to avoid confusion, as it actually belongs in both places, i.e. among the 1908 design and also among the perf. 11 varieties, which were issued in 1917.

Shade.—Carmine.

Varieties.—Plate number blocks.

Number Issued.—

The reports of the Bureau of Engraving and Printing for the fiscal years ending June 30, list all of the above noted 2 cent stamps as the series of 1908, without regard to changes of watermark, paper or perforations, and reported the following quantities issued to Postmasters:

	Ordinary.	Booklets.	Coils.
1909.....	2,543,886,573 (includes coils)	131,305,764	No separate listing.
1910.....	4,515,760,500	300,792,840	21,968,500
1911.....	5,130,249,018	312,601,032	106,635,000
1912.....	3,398,121,699	213,615,516	125,502,500
	15,588,017,790	958,315,152	254,106,000

#406—Two Cent, Carmine. Washington. Denominations in Numerals. Watermarked USPS. Perf. 12.



Issued February 12, 1912.

(Conforming to regulations of the Universal Postal Union, the denomination of value was changed to numerals with this issue and is identical in design with the remaining stamps up to the seven cent value. Although these new stamps did not appear until February 1912, the designs were approved in 1911 and these new stamps have always been known to the Bureau and the Department as "Series of 1911." The Department's probable reason for changing these stamps is explained in the following despatch from Washington, dated July 18, 1911:—

NEW STAMPS OF DIFFERENT SHADES.

Washington, July 18.—"Utility, art and harmony," third assistant Postmaster-General Britt says, will be combined in a new issue of postage stamps about to be authorized. The head of Washington will appear on the first six of the series, while the last five will bear the likeness of Franklin. All of the new stamps' denomination will be in Arabic, and this, as well as the use of a separate color or shade for each denomination, is expected to prevent the confusion of which two conventions of postal clerks have complained.

Because of the many kinds of printing used for this design, the types were changed from time to time and the first change will be described under No. 453 where the first change in type took place. We believe that this method will best enable collectors to ascertain the difference between the various types if placed in close proximity on the same page. These stamps were printed only from "A" plates with a standard spacing of $2\frac{3}{4}$ mm between stamps and all 3 imprints of this group of plates were used. The 3 types of imprints as noted before were "Bureau of Engraving & Printing, A and number"—"A and number," and "Number only." The first variety of plate had also been used for the preceding design but the second was only used for this variety of 2 cent stamp. The type of imprint showing *only* the plate number was also used for this issue and also for all later plates, the two other styles being discontinued as they became worn out. Experiments using plates made by the electrolytic process occurred during the life of this variety, three plates were made but only one went to press, plate number blocks are the only proof of this stamp printed from that plate.

Shades.—Bright carmine, carmine, dark carmine, scarlet, lake.

Varieties.—a: Plate number blocks.
 A—Imprint, "A" and number.
 B—"A" and number.
 C—Number only.
 b: Imperf. horizontally.
 c: Shifted Transfer.

Numerous shifted transfers similar to those of the 2 Cent 1908 and 10 have been found on this stamp.

d: Cracked Plate.

A single copy, position unknown, shows a rosette crack outside the upper right corner. (Illustrated).



Cracked Plate.
Position Unknown.

Plates used.—

a: Imprint, "A" and number.

5740—43, 54, 59, 63, 69, 77, 79, 85, 88, 89, 90, 91, 92.
 5800—02, 03.

b: "A" and Number.

5805—08, 09, 10, 11, 12, 13, 14, 15, 16, 17, 18, 19, 20, 21, 23, 24, 25, 26, 27,
 30, 32, 35, 36, 38, 39, 41, 42, 45, 51, 56, 61, 65, 66, 68, 69, 72, 76, 77,
 83, 88, 89, 90, 96, 99.
 5904—07, 08, 09, 11, 12, 14, 17.

c: Number only.

5919—20, 22, 23, 25, 26, 27, 28, 29, 31, 32, 33, 34, 35, 36, 40, 44, 45, 46, 48,
 49, 50, 51, 52, 53, 54, 55, 56, 59, 60, 61, 62, 63, 64, 65, 66, 67, 68, 69,
 70, 71, 72, 73, 74, 75, 76, 77, 78, 79, 80, 81, 82, 83, 84, 85, 86, 87, 88,
 89, 91, 92, 93, 94, 95, 96, 97, 98, 99.
 6000—01, 03, 24, 51, 54, 55, 58, 59, 62, 63, 64, 65, 66, 67, 68, 69, 70, 71, 72,
 73, 74, 75, 77, 78, 80, 81, 82, 83, 84, 85, 87, 88, 89, 90, 91, 92, 93, 94,
 95, 96, 97, 98, 99.
 6100—01, 02, 03, 04, 05, 06, 07, 08, 09, 10, 11, 51, 53, 55, 57, 58, 59, 90.
 6223—67, 68, 69, 70, 71, 78, 81, 84, 85, 86, 89, 90, 91, 92, 93, 94, 95, 97, 98.
 6300—02, 03, 04, 18, 19, 24, 25, 26, 29, 43, 58, 62, 68, 72, 87, 98.
 6403—06, 13, 14, 15, 19, 22, 29, 30, 36, 38, 40, 44, 45, 46, 51, 52, 53, 54, 56,
 57, 59, 60, 61, 62, 64, 66, 67, 69, 71, 89, 90, 91, 92, 93, 94, 95, 96, 97,
 98, 99.
 6500—01, 02, 03, 04, 05, 06, 07, 08, 09, 10, 11, 12, 13, 14, 15, 16, 17, 18, 19,
 20, 22, 23, 24, 25, 26, 27, 29, 30, 31, 36, 37, 38.
 6620—22, 25, 26, 27, 29, 30, 33, 35, 37, 38, 39, 40, 41, 42, 43, 44, 45, 46, 51,
 52, 53, 54, 55, 56, 57, 58, 59, 60, 61, 62, 63, 64, 65, 66, 67, 68, 69, 70,
 71, 72, 73, 74, 75, 77, 79, 84, 85, 86, 87, 89, 90, 92, 93, 94, 98, 99.
 6700—15, 16, 17, 31, 37, 38, 40, 41, 43, 44, 46, 47, 48, 50, 53, 54, 56, 57, 58,
 59, 60, 61, 62, 64, 65, 66, 67, 68, 69, 70, 71, 72, 73, 74, 79, 80, 84, 86,
 90, 91, 94, 95, 96, 97, 99.
 6800—02, 06, 07, 15, 17, 18, 27, 28, 30, 38, 39, 40, 42, 43, 46, 47, 48, 50, 52,
 53, 55, 59, 60, 62, 66, 67, 70, 71, 73, 74, 76, 77, 81, 83, 86, 87, 88, 89,
 90, 93, 94, 95, 96, 97, 98.
 6912—39, 43, 50, 51, 52, 56, 60, 63, 69, 71, 72, 76, 77, 78, 79, 80, 84, 85, 86,
 88, 91, 92, 93, 94, 95, 97, 98, 99.
 7000—02, 04, 05, 06, 07, 09, 11, 13, 14, 15, 19, 20, 24, 25, 26, 28, 29, 31, 41,
 43, 44, 45, 46, 47, 48, 50, 51, 52, 53, 54, 55, 56, 58, 59, 60, 61, 62, 63,
 64, 65, 66, 67, 68, 69, 70, 71, 72, 74, 75, 76, 77, 78, 79, 80, 81, 82, 83,
 84, 85, 86, 87, 88, 99.
 7100—15, 17, 20, 25, 28, 58, 78.

Electrolytic Plate.

6023.

Plates not used,—

Imprint, "A" and number.

5773.

Number only.

7073.

5990. This was the master plate for the electrolytic plates and was not put to press until 1922 (perf. 11), being certified January 1, 1922.

Electrolytic Plate.

6021—22.

**#406-a—Two Cent, Carmine. Washington. Booklet. Watermarked
USPS. Perf. 12.**

Issued February 12, 1912.

The introduction of the new design for the ordinary 2 cent stamp with the value in numerals meant a new variety of 2 cent booklet stamps, this new design having replaced the "Series of 1908" for all types of issue. Like the previous booklets they were printed only from 360 subject plates.

Shades,—Bright carmine, carmine, deep carmine.**Varieties,—a:** Usual 360 subject plate positions. (See #331 Booklet.)**b:** Defective Transfer.

The upper left stamp of a booklet pane, plate number unknown, shows a short transfer at the bottom. The lower frame line is weak, the inside frame line is very thin, and the lower part of both side frame lines are thinned at the bottom.

Plates used,—

5756—61, 67, 72, 78, 83, 86, 93.

5844.

5937—38, 39, 41, 42, 43, 47.

6047—53, 57, 61.

6112—13, 16, 19.

6554—59, 60, 61, 62, 63, 64, 65.

6696.

**#409—Two Cent, Carmine. Washington. Watermarked USPS.
Imperf.**


Issued February 23, 1912.

This unperforated variety of the new design was current for more than four years and is found in a wide range of shades. Like the perforated variety it was printed from plates bearing all three types of imprints found in the "A" plate group. Some of the plates used for this stamp had not been made while this design was being issued perf. 12 and are only found in the perf. 10 group which followed it. This imperf. variety, therefore, belongs to both groups and was not replaced until the change was made to unwatermarked paper in 1916.

Shades,—Carmine, dark carmine, scarlet, pale carmine, rose, carmine rose.**Varieties,—a:** Usual imperf. sheet varieties. (Standard spacings.)**b:** Cracked Plate.

The lower right pane of plate 7582 shows a strong vertical crack in the margin to the right of the stamps above the lower right plate number. (Illustrated).

A vertical crack has been found on the lower right pane of plate 7580. This runs between the fifth and sixth vertical rows of the lower right pane beginning to the right of stamp # 64 and continuing down past 75 and joining the frame line of stamp # 84.



Cracked
Plate
Lower
Right
7582.



Double Transfer.
Position Unknown.

c: Double Transfer.

A strong eastward double has been found in the sidewise imperf. coil of this issue. The doubling is obvious in "U. S. POSTAGE," inside the right frame line, both sides of the vignette circle, the right wreath, and in several parts of the head. (Illustrated).

d: Plate number blocks.

A—Imprint, A and number.

B—A and number.

C—Number only.

e: Private Perfs.

A—Mail-O-Meter I—III.

B—Schermack III.

C—Brinkerhoff II.

D—Chambers I—II—III—IV.

Plates used,—

a: Imprint, "A" and number.

5785—89, 92.

5802.

b: "A" and number.

5811—14, 15, 18, 19, 27, 30, 32, 35, 36, 38, 39, 41, 42, 45, 51, 56, 61, 66, 72,
76, 77, 88, 89, 90, 96.

5904—08, 17.

c: Number only.

5920—23, 29, 62, 65, 69, 75, 76, 78, 80, 81, 83, 88, 91, 93, 94, 95, 96, 98.

6003—51, 58, 59, 63, 64, 65, 67, 70, 71, 72, 77, 82, 89, 91, 93, 94, 95, 96, 98,
99.

6111—51, 57, 59, 90.

6294.

6300—02, 03, 19, 43, 58.

6436—46, 51, 52, 53, 54, 56, 61, 64, 89, 90, 91, 92, 93, 94, 95, 96, 97, 98.

- 6501—03, 07, 08, 09, 10, 11, 22.
 6620—30, 33, 41, 43, 45, 46, 51, 54, 70, 71, 72, 73.
 6757—58, 61, 65, 70, 71, 72, 73, 74, 80, 84, 94, 96, 99.
 6815—17, 18, 27, 39, 42, 67, 73, 77, 86.
 6943—50, 51, 52, 56, 69, 78, 79, 80, 88, 91, 92.
 7043—44, 46, 48, 54, 60, 67, 76, 77, 78, 80, 88.
 7117—20, 84, 85, 86, 87.
 7224—25, 26, 27, 59, 65.
 7311—14, 15, 36, 37, 47, 49, 50, 52, 56, 68, 73, 76, 77, 88, 89, 90, 91, 92, 93,
 94, 95.
 7400—01, 02, 04, 16, 20, 21, 24, 51, 54, 55, 59, 72, 78, 81, 86, 87, 95.
 7501—68, 69, 71, 72, 73, 76, 78, 79, 80, 82, 83, 89, 90, 91, 93, 94.
 7609—10, 11, 12.
 7701—24, 32, 35.

**#411—Two Cent, Carmine. Washington. Endwise Coil. Water-
 marked USPS. Perf. 8½ Horizontally.**

Issued March 18, 1912.

When first issued this coil stamp was printed from the same plates as were the perforated variety which had been cut into strips of half sheets, pasted together and coiled. In June 1913 a new set of eight plates were made especially for the endwise coil.

These special plates had a space of 1cm beneath the tenth and eleventh vertical rows which was divided by the usual vertical guide line. The balance of the plate was normal with the exception of the plate markings. These had only four plate numbers, none either at the top or bottom, but two on each side, these adjoin the fifth stamp from the top in the upper panes and are next to the fifth stamp from the bottom in the lower panes. To the right of these numbers the words "Coil Stamps" were added but only on the upper right and lower left panes. The other two panes carried plate numbers only and blocks of six of these are very rare for the reason that only the blocks showing "Coil Stamps" imprint were generally saved.



To realize the need for these special coil plates it is advisable to understand something of the method used for making coils. During 1910 a machine had been perfected especially for cutting the partly perforated sheets into coils, these sheets being cut vertically into sheets of 200 subjects (10x20) and pasted end to end before being fed into the machine, the latter cutting them into strips, trimming the margins and winding them into coils in one operation. In spite of the standard 2¾mm spacing between panes there was still insufficient margin left when the ordinary sheets were cut in half preparatory to the manufacture of the endwise coils. To overcome this difficulty these special coil plates were made up. The coils made from this special coil plate did not have any paste up pairs with plate numbers as there were none in the top and bottom joining margins, and the side plate number was cut off in the coiling process.

Shades,—Carmine, deep carmine.

Varieties,—a: Usual coil variety except as noted above.
b: Shifted Transfer.

A downward shift has been found in the lower portion of certain stamps of this issue. Plate number unknown.

Pairs have been found showing a shift on both copies. The usual shift shows a doubling at the top of the letters "CENTS" and also shows slight doubling of the bottom shading lines.

Plates used,—"Coil Stamps" imprint.

6566—67, 68, 69, 70, 71, 72, 73.

#413—Two Cent, Carmine. Washington. Sidewise Coil. Watermarked USPS. Perf. 8½ Vertically.

Issued March 21, 1912.

This variety was made and coiled from the regular plates. To prepare these sheets for the coiling machines they were perforated vertically then cut along the horizontal guide line into panes of 200 (20x10), joined side to side and fed into the coiling machine.

Shades,—Carmine, dark carmine.

Varieties,—Usual sidewise coil varieties. (See #353).

#425-e—Two Cent, Carmine. Washington. Booklet. Watermarked USPS. Perf. 10.

Issued January, 1914.

In listing this stamp, we have not followed the catalog order for the reason that it was the first perf. 10 stamp to be issued, and in this case, the historical sequence is more important than catalogue number. As mentioned under One Cent No. 424, booklet panes were the first perf. 10 stamps to be issued. The earliest known cover of this value was dated January 10, 1914.

The difference between this variety and the previous booklet lies only in the perforations. The poor quality of ink also affected this stamp and it is found in almost as many shades as the Two Cent Shield Booklet issued in 1903.

Shades,—Carmine rose, rose red, dark rose red, carmine, dark carmine.

Varieties,—a: Usual 360 subject positions.
b: Shifted Transfer.

A booklet pane bearing plate number 6369 shows the usual shifted transfer on the fourth stamp.

Plates used,—

6562—63, 64, 65.
6696.
6701—02, 08, 09, 11, 12, 14.
6801—03, 13, 22.
6964—65, 66, 73.
7089—93, 95, 96, 98.
7123—27, 31, 33, 35, 40, 43, 47.
7243—47, 49, 50, 56, 60.
7325.
7548—50, 51, 54, 55, 56, 57, 60

#444—Two Cent, Carmine. Washington. Sidewise Coil. Watermarked USPS. Perf. 10 Vertically.

Issued April 25, 1914.

This stamp was the second variety of the 2 cent denomination to appear perf. 10 and it should logically follow the perf. 10 booklet.

The use of a special coiling machine in 1910 had necessitated a reduction in perforations to $8\frac{1}{2}$ to overcome the frequent breaking of the part perforated strips. This perf. $8\frac{1}{2}$ overcame the trouble at the Bureau but users of stamp affixing machines found the stamps difficult to separate, a compromise between the two extremes was suggested and the perforation 10 was tried out and adopted. This type being more popular with commercial users than the endwise coil and the Bureau having no reserve stock it was the first of the perf. 10 coil stamps to be issued. It was made from standard sheets, the special "Coil Stamps" sheets being made only for the endwise variety.

It was current for only a little over two months and it is surprising to note how many were saved by philatelists, due no doubt to the fact that it was a new variety caused by a change in perforations that could not be easily overlooked and dealers immediately stocked it. This was in marked contrast to the endwise coil which was issued about three months later which though current for almost a year and a half was almost entirely overlooked.

This perf. 10 sidewise coil, in spite of its short life as a current stamp has been found in a number of shades due to frequent printings. The Bureau was expecting to issue rotary press stamps in the immediate future and this variety was only prepared from time to time as requisitions demanded.

Shades,—Carmine, deep carmine, red.

Varieties,—a: Usual sidewise coil variety.

b: Shifted Transfer.

A marked shift has been found in this stamp showing added lines in the lower part of the vignette circle, the top of "CENTS," in the top and tails of both numerals.

#459—Two Cent, Carmine. Washington. Rotary Press Sidewise Coil. Watermarked USPS. Imperf.

Issued June 30, 1914.

We have again deviated from numerical order in listing this coil as the chronological order is far more important as it enables a collector to more adequately picture the succession of the various changes. After some years of experimenting, the coil stamps printed on the rotary press were finally ready for issuance to the public. This was the first rotary coil to be issued and was the only one issued without perforations. At the time these were being made, a not unusual order was received for imperforate coils. By chance, the order was filled from rotary press printings. Collectors did not realize the existence of this coil until 1917, when all but two rolls had been used for postage. The 2 remaining coils, one of 1000 and another of 500 were found in Washington. Originally the lot contained 14 coils of 1000 stamps and 14 coils of 500. This variety was known to be used in New York in 1914 and in Maine early in 1915.

These stamps were available only in sidewise strips and were not obtainable in blocks. There was only one printing of this variety and exists only in the carmine shade, Type I. It has a joint line between the 17th and 18th stamps, and this is the only known variety aside from ordinary pairs.

Shade,—Carmine.

Varieties,—a: Ordinary pairs.

b: Guide line pairs.

**#453—Two Cent, Carmine. Washington. Rotary Press Sidewise Coil.
Watermarked USPS. Perf. 10 Vertically.**

Issued July 3, 1914.

It will be noticed that we have placed this coil before the endwise rotary press coil listed as No. 449 in the Scott Company's Catalog. Where but a few days occurred between varieties we have followed the catalogue numbers in planning the sequence, but in this case almost a year and a half elapsed between time of issue, this variety being the earlier one. This rotary press printing made a difference in the appearance of the finished stamps and in addition caused the preparation of new master dies. To fully realize the reason for the extreme scarcity of some of the types of the rotary press stamps on water-marked paper, especially in the endwise coils, it is interesting to understand why and when they were issued.

The first rotary press plates were made in 1910, these, however, were experimental and although stamps were printed from them none were issued, it was not until the end of the fiscal year of 1914 that sidewise coil stamps were being regularly printed from the rotary press and were ready for delivery to Postmasters.

These stamps were printed from special 170 subject plates, 17 wide by 10 high. The rotary press plates were made in the same manner as were the flat plates but after the design had been transferred to the plates the latter were curved to fit one half of the rotary press bed. These plates were always used in pairs and one complete turn of a press made 340 stamps, ten continuous rows of 34 stamps placed side to side. This sidewise curving of the plates widened the stamps to 23mm, those from the flat plates being only 22 $\frac{1}{4}$ mm, the height remained the same.

After the first few type I two cent plates had been in use, it was found that the character of the frame engraving was such that made it unsatisfactory for rotary press use as it produced smudgy prints due to an excess of ink. To overcome this difficulty a new die, type II, was made from a relief of type I on which the frame line characteristics were so altered that it was believed that the inking difficulties would be overcome. Some of the plates made from die II were marked "S-20" but impressions from these plates still showed an excess of ink. In all probability the plates marked "S-40" which were all type II were made from a relief of die II (S-20) which had been altered in an endeavor to still further prevent excessive inking of the frame lines. However the impressions from these plates now showed a deficiency of ink and it was determined to lay down a new die which had the frame lines engraved in an entirely different style. This was type III and continued in use until new stamp designs were introduced. The early plates of this type were marked with an "S-30" imprint.

The stamps from the type II plates were not issued until June 1915. The type II was current for only about six months and is quite scarce.

The type III stamps were issued in December 1915.

These two new types were only used for the rotary press stamps. These 3 types, although similar in general appearance, show certain marked differences. These are as follows:



Type I. (Illustrated).

1. One shading line in the first curve of the ribbon above the left numeral and one line in the second curve above the right numeral.
2. The top line of the toga from the front of the neck to the button and the outline of the button is very weak. The top part of the cross hatching lines are thinner than the lower part.
3. There is a white dash below the ear formed by three lines of shading that are severed.

4. The shading lines of the face terminate in front of the ear without being joined and form a lock of hair.
5. The lock of hair behind the ear is formed at the bottom by two lines of shading, the lower one being considerably shorter than the other one.
6. The hair lines above the ear and slightly to the right form an arrowhead.
7. The shading lines just to the left of the ear form a fairly solid color.


Type II. (Illustrated).

1. Same as I.
2. The top line of the toga and the outline of the button are heavy. The cross hatching lines are heavy and uniform in thickness.
3. The white dash under the ear has been practically eliminated and is very thin. Only two shading lines remain unsevered.
4. The ends of the shading lines are joined by a heavy vertical curved line, making this lock of hair stand out prominently.
5. The two lines of shading forming this lock of hair are now practically the same length, the lower one being only a trifle shorter.
6. The lengthening of these lines has eliminated this arrowhead. (There really is **not** an extra line running through it as was drawn originally and reported on various occasions.)
7. Just in front of the left side of the ear, there is a white lock of hair formed between two colored lines in the shape of a V.



Type III.

1. Two shading lines, etc.
2. The top line of the toga and the outline of the button are heavy. The cross hatching lines are heavy and uniform in thickness.
3. The white dash has been eliminated entirely.
4. The ends of the facial shading lines are joined by a heavy curved vertical line which is longer than in Type II.
5. The two shading lines forming this lock of hair are similar to Type II with the lower line now being the longer of the two.
6. The arrowhead has been eliminated, lengthening the shading lines—they are also thicker.
7. Just in front of the left side of the ear, there is a white lock of hair formed between two colored lines in the shape of a V.



This new method of printing changed the varieties formerly found in coil stamps. The "line" pair instead of occurring once in every twenty stamps now occurred every seventeen. The only paste up pairs are those caused by the paste up of the entire roll of paper in the process of printing in "endless" rolls, and these are seldom found, they generally coincide with a line pair. Occasionally "paste ups" occur from paper breaks caused by the coiling machine. These are easily told apart as the paper in the break pasteup is the same as that used for the coil, while in the roll paste up it usually is a manila paper patch.

Shades,—Carmine rose, carmine, red.

Varieties,—a: Types I—II—III.

b: Line pairs.


c: Paste up pairs.

d: Defective Transfer.

An unusual defective transfer has been found on this coil. This consists of a marked light area between the "C" and "E" of "CENTS" showing absence of shading lines at this point. This most likely was caused by the burnishing out of a first entry as evidence of a double transfer shows in the right numeral and below the lower left corner.

e: Double Transfer as noted above.

f: Cracked Plate.



Type I, Cracked Plate.

A vertical crack has been found on several copies of Type I. (Illustrated).

#442—Two Cent, Carmine. Washington. Flat Plate Endwise Coil. Watermarked USPS. Perf. 10 Horizontally.

Issued July 22, 1914.

This variety was issued almost three weeks after the introduction of rotary press sidewise coils and was not replaced for almost a year and a half. It was printed only from the special "Coil Stamps" plates and is, of course, type I.

Like most endwise coils the distribution was rather limited and in spite of the length of time it was current and the large number issued this stamp is harder to find than many of the earlier ones.

At the time the Bureau produced the endwise coil from rotary press plates quite a number of special uncoiled sheets were on hand which had been made especially for this stamp, (No. 442). Sheets so found were perforated vertically and issued in sheet form of 100 subjects. Being perforated all around they are considered a variety of the ordinary stamp but actually they are the first issues of coil waste and may, therefore, also be considered a variety of coil stamps.

Shades,—Carmine, deep carmine.

Varieties,—a: Usual endwise coil varieties. (See # 349, except paste up pair with plate number.)

b: Blocks showing "Coil Stamps" and number.

Plates used,—

6566—67, 68, 69, 70, 71, 72, 73.

**#425—Two Cent, Carmine. Washington. Watermarked USPS.
Perf. 10.**

Issued September 5, 1914.

Larger users of mail had found that sheets of stamps having the perf. 12 proved brittle in handling and the stamps were liable to fall apart, with resultant loss of time when blocks were needed for parcel post packages.

The experimental perf. 10 as used on the booklet panes in January, 1914, had been found satisfactory. This perforation had proved suitable for coils as a satisfactory medium between the "brittle" 12 and "tough" 8½ perforations. The Bureau therefore adopted the 10 gauge perforations for sheet stamps late in the summer of that year.

The special "Coil Stamps" plates which had been made especially for endwise coils were used for this variety. With the perfection of the rotary press for making coil stamps and their appearance in December 1915 there was no need for the flat plate sheet for endwise coils, which necessitated joining by hand. The uncoiled sheets on hand at the Bureau of Engraving and Printing were, therefore, perforated both ways, cut into 100 subject panes and issued as regular stamps. Plate number blocks showing the side imprint "COIL STAMPS" were, therefore, available and are the only method of identifying the stamps from these plates. The other plates used had no other imprint than the plate number.

Some years ago a variety of this stamp was believed to exist perforated 12 vertically, but expert investigation proved them fraudulent and they are no longer recognized. Several copies, however, have been found perf. 12 horizontally by 10 vertically and altho it is almost impossible to determine the genuineness of a perforation from single copies, these were believed to be genuine Government issues and are so recognized by collectors.

Due to War condition the Bureau of Engraving and Printing was unable to obtain good inks hence the stamp was printed in many shades of red.

Shades.—Scarlet, carmine rose, rose red, dark rose red, carmine, dark carmine, red.

Varieties.—a: Compound Perf.


12x10x12x10.

b: Block of 10 with "coil stamps" imprint and a number.


c: Bottom marginal block showing horizontal line in place of plate number.

d: Cracked Plates.

Plates 7580 and 82 were also used for this stamp and the cracks previously reported may be found on this stamp.



**Double Transfers.
Position Unknown.**



e: Double Transfer.

A marked westward double has been found showing throughout much of the upper part of the design. (Illustrated).

A single copy, plate number unknown, shows a marked downward double. Added lines may be found in the upper and lower labels, around the vignette circle, both wreaths and the left numeral. (Illustrated).

Plates used,—

a: "Coil Stamps" imprint.

6568—70, 71, 72.

b: Number only.

6852.

6971—93, 94, 95, 97, 98, 99.

7002—13, 14, 15, 19, 24, 26, 28, 29, 44, 45, 46, 47, 48, 50, 51, 52, 53, 55, 58, 59, 60, 61, 62, 63, 64, 65, 66, 67, 69, 70, 71, 72, 74, 75, 76, 77, 78, 79, 80, 81, 82, 83, 84, 85, 86, 87, 88, 90, 91, 92, 94, 97, 99.

7100—01, 02, 04, 05, 09, 11, 12, 15, 17, 20, 24, 25, 28, 50, 52, 54, 55, 58, 62, 68, 77, 78, 84, 85, 86, 87, 88, 89, 90, 91, 92, 93, 94, 95, 96, 97, 98, 99.

7200—01, 02, 03, 06, 07, 08, 09, 10, 11, 12, 14, 16, 17, 18, 19, 20, 21, 22, 23, 24, 25, 26, 27, 28, 29, 32, 33, 34, 44, 45, 46, 48, 51, 52, 55, 57, 59, 61, 64, 65.

7311—13, 14, 15, 16, 17, 18, 19, 21, 22, 23, 24, 27, 28, 30, 33, 34, 35, 36, 37, 39, 40, 41, 42, 43, 44, 45, 46, 47, 49, 50, 52, 53, 54, 55, 56, 57, 60, 66, 67, 68, 73, 76, 77, 78, 83, 86, 87, 88, 89, 90, 91, 92, 93, 94, 95, 96, 97, 98, 99.

7400—01, 02, 03, 04, 16, 20, 21, 24, 47, 48, 50, 51, 54, 55, 56, 59, 60, 61, 65, 66, 71, 72, 73, 75, 76, 77, 78, 79, 81, 86, 87, 88, 91, 92, 94, 95.

7501—68, 69, 71, 72, 73, 74, 75, 76, 78, 79, 80, 81, 82, 83, 84, 86, 87, 88, 89, 90, 91, 93, 94, 95, 97.

7601—03, 04, 05, 08, 09, 10, 11, 12, 13, 14, 15, 18, 20, 38, 39, 40, 41, 81, 82, 83, 84, 85, 92, 93, 94, 95, 96, 97, 98, 99.

7700—01, 02, 03, 04, 05, 06, 07, 08, 09, 10, 11, 12, 13, 14, 15, 16, 17, 21, 22, 24, 28, 32, 35, 37, 60, 76.

#449—Two Cent, Carmine. Washington. Rotary Press Endwise Coil. Watermarked USPS. Perf. 10 Horizontally.

Issued December 5, 1915.

This variety was not issued until about the time that the Type III die was being used for the sidewise coil. In spite of the Bureau's experience in making satisfactory rotary plates for coils, the Type I plate was first used for the endwise variety. In February 1916, Type III superseded Type I. The early printings using Type I plates were almost entirely overlooked by collectors and this variety is an extremely scarce item and is missing in many worthwhile collections. This was largely due to the fact that no endwise coils were expected to be issued as noted by the following comment from the *Philatelic Gazette* of May 15, 1915:

"No more coils of any kind are now being printed endwise. There seems to be no longer any calls for them from manufacturers or users of machines."

The basis of this comment was evidently something official and as a result, neither collectors nor dealers were on the lookout for this variety. Furthermore, a year and a half having elapsed since the sidewise rotary coils had appeared, it was natural to assume that this variety would not be issued.


It had long been believed that plates made from Type II die had also been used for printing these endwise stamps on watermarked paper and it was so listed in catalogues and books. No copies have been seen by recognized students of our issues as all copies submitted of the Type II showed no evidence of a watermark although the watermark on the Type I and Type III coils are easily seen. Investigation made by the Bureau Issues Association clearly indicates that the Type II endwise plates were not put to press prior to the change in watermark. It can therefore be safely assumed that Type II does not exist on watermarked paper.

Endwise coils were printed from 150 subject plates 10 wide by 15 high. One complete turn of the rotary press printed 10 rows of 30 stamps, end to end, with a line every fifteenth stamp. This line marks the place where the plates meet and is often blurred. This line on both types of coil is always parallel to the perforations. Having been curved endwise the stamps are the same width but are 23mm high in place of $22\frac{1}{4}$ for the flat plate stamps.

Shades,—Carmine rose, carmine and red.

Varieties,—a: Type I and Type III.
b: Usual rotary coil varieties.
c: Cracked plate.

A horizontal crack has been found on the stamp above the joint line (Type III). The crack starts outside the left frame line and enters the stamp about one-third of the way from the lower left corner and disappears in the cross hatching which forms the background of the vignette. This crack probably occurred during the rocking in as the lower leaves of the left wreath show a defective transfer, the shading lines in the leaves being faint or lacking in part. (Illustrated).



Type III, Cracked Plate.
Stamp above the joint line.
Plate number unknown.

#461—Two Cent, Carmine. Washington. Watermarked USPS. Experimental Perf. 11.

Issued June 17, 1915.

The 10 gauge perforation had been satisfactory for coil stamps but the sheet stamps with this perforation proved difficult to tear apart. The public, used to the brittle perf. 12 found the perf. 10 very often resulted in tearing the stamps and a wave of criticism swept the country against this latter variety.

As a result a trial lot of about 90,000 stamps were perforated 11 as a compromise between 10 and 12, these were sent to the Washington Post Offices and large users were asked to try them and report their findings to the Department. Most of these stamps were used for postage and few were saved for collectors. Those used, however, gave entire satisfaction and the Department decided to change to this new perf. 11 just as soon as the 10 gauge perforating wheels wore out. This stamp was only issued in Type I.

Shades,—Pale carmine, carmine.

Varieties,—Plate number blocks.

Plates used,—7259—61, 64, 65.

#463—Two Cent, Carmine. Washington. No Watermark. Perf. 10.

Issued September 20, 1916.

More than a year had elapsed since the experimental perf. 11 had been declared successful but as the old perf. 10 wheels were still functioning satisfactorily they had been continued in use. As a result this stamp gave collectors an additional and almost unintentional variety. From philatelic comments of the time the new perf. 11 stamps were momentarily expected and this unwatermarked perf. 10 issue was not even considered a possibility.

The watermark in the paper used for the previous (1916) variety was very faint and this stamp differing only in paper it was largely overlooked, it is today

one of the most desirable regularly issued perforated 2 Cent stamp in this 1908-21 group. It was current for about six months and was issued from Type I master die plates.

Shades,—Rose red, carmine, dark carmine.

Varieties,—a: Double Transfer.

Five Cent Error.

After all designs had been entered on Plate 7942, three entries were rejected when the plate proof was submitted to the proper authority and instructions were given to burnish out positions 74 and 84 of the upper left pane and 18 in the lower right pane. When it came to making a fresh entry for these three positions, the transfer roll from the five cent die instead of the two cent was used. This resulted in 3 five cent stamps appearing in a sheet of "2's." Each one of these 3 stamps show evidence of the earlier entry. A more complete description of these varieties may be found among the five cent stamps under the heading of # 467.

A copy from plate 7951 has been found showing a double transfer along the left side of the design.

b: Twisted Shift.

The copy under plate number 7322 shows a clockwise twisted shift in the lower right corner. The horizontal details in the lower right corner are doubled downward and added lines may be found in the "TS" of "CENTS" and in the right numeral.

c: Experimental Bureau Precancel.

New Orleans, La., Springfield, Mass.

Plates used,—Number only.

7225.

7322.

7405—06, 07, 10, 56, 75, 95.

7501—69, 81, 89, 94.

7638—39, 40, 41, 82, 98, 99.

7705—06, 07, 08, 09, 10, 11, 12, 16, 22, 24, 28, 29, 30, 32, 35, 37, 62, 68, 69, 70, 71, 72, 73, 74, 75, 76, 77, 78, 79, 80, 81, 83, 84, 92, 93, 94, 95, 96, 97, 98, 99.

7800—01, 02, 05, 06, 07, 08, 09, 10, 11, 12, 15, 16, 17, 18, 19, 20, 21, 23, 24, 25, 33, 39, 40, 42, 43, 44, 45, 46, 47, 48, 49, 51, 54, 55, 56, 57, 58, 59, 66, 67, 68, 69, 70, 71, 72, 73.

7921—22, 30, 31, 36, 41, 42 (5 cent error), 44, 45, 46, 47, 48, 49, 51, 52, 55, 82, 83, 85, 86, 87, 88, 89, 95, 96.

8000—01, 02, 04, 05, 06, 09, 10.

Plate not used,—7984.

#463-a—Two Cent, Carmine. Washington. Booklet. No Watermark. Perf. 10.

Issued October 8, 1916.

This is another variety of the flat plate stamps perforated 10 on unwatermarked paper that was generally overlooked by collectors and dealers. The majority failed to consider booklet panes as a special form of issue and usually passed them by with scant attention. They were made from special booklet plates but only in recent years have serious collectors of United States issues considered these as collectible items in which position panes allowed interesting specialization.

This particular variety was current for only six months and as a result of the small quantity saved is one of the most desirable booklet panes in the 1908-21 group. Only Type I was used for booklet plates. The usual care in properly classifying this stamp is advised as it differs only in paper, and the watermark on the previous booklet issue was very faint and on some copies quite difficult to see.

Shades,—Rose carmine, carmine.

Varieties,—Usual 360 subject plate varieties. (See # 331 Booklet).

Plates used,—

7555—56, 57, 60.
 7881—82, 85, 87.
 7968—69, 70, 71.

#482—Two Cent, Carmine. Washington. No Watermark. Imperf.

Issued December 8, 1916.

Although but one manufacturer now made coil stamps with private perfs. the Government still issued unperforated stamps in 400 subject sheets.

This stamp, although considered a variety of the perf. 10 stamps continued in use during the period of the perf. 11 variety and really belongs to both groups. A check up of plates used shows that most of them were not made until after the perforation had been changed to eleven gauge.

It is safe to say that most of them reached philatelic hands as this is the commonest unperforated two cent stamp of this group. It exists only in Type I.

Shades,—Rose, deep rose, carmine rose.

Varieties,—a: Usual imperf. sheet varieties. (See #344).

b: Private coils.

A—Schermack III.

c: Double Transfer.

One of the plates used for this imperf issue was 7942 which contained the FIVE CENT ERROR. This is fully described under its appropriate heading among the five cent stamps.

An imperf. stamp having the Schermack III private perforation has been found showing an upward double which shows evidence of the earlier entry above the top frame line, in "S" of "U. S." and in "OST GE" of "POSTAGE." Plate number unknown.

Double transfers reported on copies of #462 and #499 may also exist on this stamp.

Plates used,—

Number only.

7322—93.
 7699.
 7729—30, 60, 62, 80, 81, 83, 84, 92.
 7800—01, 02, 05, 06, 07, 08, 09, 16, 17, 18, 19.
 7942 (Five Cent Error)—45, 46, 47, 85.
 8011—12, 14, 18, 22, 23, 24, 25, 26, 67, 69, 70.
 8501—35, 36, 37, 50.
 8870—86.
 9168—69, 72, 73, 91, 92.
 9231—38, 39.
 9420—45, 48, 55, 56.
 10240—67, 72.
 10304—05, 13, 14, 79, 92, 93, 98.
 10419—25, 26, 28, 29.
 10577—79, 85, 93, 94.
 12963—77, 78, 79, 80, 81.
 13207—08, 09, 27.
 13669—70, 71, 72, 83.
 13728.
 13884—85, 86, 87.

#487—Two Cent, Carmine. Washington. Rotary Press Endwise Coil. No Watermark. Perf. 10 Horizontally.

Issued November 15, 1916.

On this type of issue the ten perforations to 2cm having been found satisfactory the Bureau continued to use it for all coil stamps. Coils were issued in this way throughout the time the perf. 11 variety of the ordinary stamps were

current and until replaced by new designs. It therefore belongs to both the perf. 10 and 11 groups.

The type II plates which had not been used for the watermarked issue of these endwise coils were the first ones to be put to press for this stamp. During the summer of 1919, the return of the letter rate to two cents on July 1st caused an increased demand for this denomination. The type II plates were wearing out and it was decided to substitute Type III plates. Type III remained in use until replaced by new designs, being issued in huge quantities it is still quite common. A smaller quantity of the earlier printing was saved and are a bit more desirable, but far from scarce.

Shades.—Carmine, carmine rose, deep carmine rose.

Varieties.—a: Type II—III.

b: Usual endwise rotary coil varieties.


c: Double transfer.

The stamp below the joint line, Type II, shows a slight double transfer showing added color near the top of the "E" of "POSTAGE" and the upper part of the tail of the right "2." There is also a bit of color below the right hand corner of the outside frame line.

Another Type II coil shows on one copy what appears to be just a flaw in the left "2" but which under a glass shows a westward doubling along the left edge of the horizontal shading lines as well as outside the left frame line.

d: Cracked Plate.

The Type III crack similar to that reported under # 449 has also been found on this stamp. (Illustrated).



Type III, Cracked Plate.
Stamp above the joint line.
Plate number unknown.

A similar crack has been found on several copies but this one is higher up in the design, being opposite the eye.

#491—Two Cent, Carmine. Washington. Rotary Press Sidewise Coil. No Watermark. Perf. 10 Vertically.

Issued November 17, 1916.

The only difference between this and the endwise coil is in the vertical perforations, and like it, was issued in both types. Type II is scarcer in this stamp than in the endwise coil, being almost a rarity.

Shades.—Carmine, carmine rose.

Varieties.—a: Types II—III.

b: Usual sidewise coil varieties.

c: Double Transfer.

The stamp to the right of a joint line shows a westward double transfer. Evidence of this earlier entry may be seen along the left side of the stamp. (Illustrated).



Westward Double Transfer.


#499—Two Cent, Carmine. Washington. No Watermark. Perf. 11.

Issued March 23, 1917.

This stamp did not appear until almost two years after the experimental perforation 11 had proven successful. It was current for about six years and issued in larger quantities than any previous two cent stamps. There are two types of this stamp which was the only flat plate 2c made from more than one master die. In 1917, the Bureau experimented with a transfer roll containing 10 reliefs of the master die. The experiment consisted of making a multiple 10 subject die No. 667. This was made by 10 separate impressions of the designs from the transfer roll No. 706 which was made from the original master die No. 534. From this 10 subject multiple die No. 667, a 10 subject transfer roll was made and given number 1116 from which two plates No. 10208 and 10209 were made. Due to the added steps necessary in making the 10 subject transfer roll as well as the added pressure necessary to rock-in 10 designs at once, there is some variation in the stamps from these two plates. Having actually been made from the Type I master die, this new variety is known as Type Ia. The Type Ia may be described as follows:

Type Ia. (Illustrated).

1. One shading line in the first curve of the ribbon above the left numeral and one line in the second curve above the right numeral.
2. The top line of the toga and the outline of the button are heavy. The cross hatching lines are heavy and uniform in thickness.
3. The white dash appears as in Type I but is slightly thinner.
4. The shading lines that terminate in front of the ear have the resemblance of being joined, however, there is **not** any heavy line joining them. Only three of these shading lines appear joined.
5. The lock of hair behind the ear is formed at the bottom by two lines of shading, the lower one being considerably shorter than the other one.
6. The arrowhead in the hair is practically closed.
7. The shading lines just to the left of the ear form a fairly solid color.



Found on Plates
10208-10209 Only.

The output of this Type Ia was comparatively small and not many were saved as there had been no general knowledge of this difference. It is therefore more desirable than the normal two cent. This 10 subject transfer roll consisted of two vertical rows of five stamps each. In making this plate, the alignment between one group of ten stamps and another was not always accurately made and blocks are available showing some rows higher or lower than adjoining rows. The range of colors of Type I is comparable with the two cent shield of the 1902 issue.

Shades.—Very pale rose, light rose, rose, deep rose, dull rose, carmine rose, carmine, pale rose red, rose red, lake.

Varieties.—a: Types I—Ia.

b: Imperf. horizontally.

18 copies of this variety were found in Maine.

- c: Imperf. horizontally between.

A pane of 100 of this stamp Type I was found perforated throughout with the exception of one horizontal row which is imperf. between. This should not be confused with the usual imperf. horizontally as pairs of this stamp show the horizontal perforations at top and bottom of the pair that are imperf. between.

- d: Imperf. vertically.

2 panes were found in Norfolk, Virginia, showing no vertical perforations.

- e: Cracked Plate.

The upper right pane of plate 9191 shows a vertical crack nearly an inch long in the gutter between stamps #3 and 4, these of course, being in the top row.


- f: Double Print.

In printing one of the sheets of this issue, only part of the right side of the sheet was sufficiently inked to make a satisfactory impression. For some reason, an attempt was made to correct this poor printing and part of the plate was again inked and the sheet again put to press. The horizontal alignment of the second printing was



Double
Transfers.
Position
Unknown.

Guide line
at left.



quite satisfactory but the vertical alignment was not. As a result, the 7th row in the right pane was squeezed together, resulting in a stamp which is 13mm wide instead of the usual 18½ to 19mm. The 3 stamps to the right show clear evidence of this double impression although the second impression is normally printed. The second impression is misplaced slightly upward and about 5mm to the left.

- g: Double Transfer.

FIVE CENT ERROR. (See 5c stamps.)

A copy having straight edge guide line at the left shows a strong upward double; being obvious in the left "2," the bottom label and the lower part of Washington's neck, in the top label and above the top frame line. (Illustrated).

A single copy position unknown shows a strong westward double throughout much of the design. (Illustrated).




A copy, position unknown, shows a marked southwestern doubling. Added lines may be seen throughout the bottom and left side of the stamp as well as outside the left frame line. (Illustrated).

h: Double Transfer Recut.

A very marked recutting has been seen on several copies. This shows quite strongly in the head and was most likely necessary to correct a defective transfer following the removal of the first entry as there are numerous evidences of a double transfer in the top and bottom label as well as in the vignette frame line. This is one of the outstanding plate varieties of this issue. (Illustrated).

Double
Transfer
Recut.



Plates used,—

Type I.

5990—This plate was made in 1912 and used as the master for the three electrolytic plates made at that time. It was not "certified" as satisfactory until January 1, 1922, and went to press for the first time soon thereafter.

7393.

7456.

7501—69, 81, 89, 90.

7607—40, 82, 98, 99.

7700—01, 03, 05, 07, 09, 10, 11, 13, 14, 16, 24, 28, 30, 32, 37, 92, 95, 97.

7801—02, 09, 16, 17, 18, 19, 23, 39, 40, 41, 42, 43, 45, 47, 54, 55, 56, 57, 58, 59, 66, 67, 68, 69, 70.

7921—22, 23, 30, 31, 32, 34, 35, 36, 41, 42 (5 cent error), 44, 45, 46, 47, 48, 49, 51, 52, 55, 82, 83, 85, 86, 87, 88, 89, 95, 96.

8000—01, 02, 04, 05, 06, 09, 10, 11, 12, 14, 17, 18, 19, 20, 21, 22, 23, 24, 25, 26, 27, 28, 29, 30, 31, 32, 33, 41, 53, 55, 58, 59, 63, 64, 65, 66, 67, 69, 70, 83, 84, 85, 86, 87, 88, 89, 90.

8180—81, 82.

8498—99.

8500—01, 02, 03, 04, 05, 14, 15, 16, 17, 18, 19, 20, 21, 22, 23, 24, 25, 31, 32, 33, 34, 35, 36, 37, 38, 39, 40, 41, 42, 46, 47, 48, 49, 50, 51, 52, 53.

8870—71, 72, 74, 75, 76, 77, 86, 87.

8952—53, 54.

9098.

9100—01, 02, 19, 20, 21, 22, 23, 24, 25, 26, 27, 28, 31, 32, 39, 40, 56, 57, 58, 59, 60, 61, 62, 63, 65, 66, 67, 68, 69, 70, 71, 72, 73, 74, 75, 76, 83, 84, 85, 86, 87, 88, 89, 90, 91, 92, 97, 98, 99.

9200—01, 02, 03, 04, 05, 06, 07, 08, 09, 10, 11, 12, 13, 14, 15, 16, 17, 18, 19, 20, 21, 22, 23, 24, 25, 26, 27, 28, 29, 30, 31, 32, 38, 39, 40, 41.

9410—11, 20, 21, 22, 23, 24, 25, 34, 35, 36, 37, 38, 39, 40, 41, 42, 43, 44, 45, 46, 47, 48, 49, 54, 55, 56, 59, 60, 61, 62.

10190—91, 92, 93, 98, 99.

10200—01, 04, 05, 06, 07, 10, 11, 12, 13, 14, 15, 16, 17, 26, 27, 28, 29, 34, 35, 36, 37, 38, 39, 40, 41, 66, 67, 68, 69, 70, 71, 72, 73, 86, 87, 88, 89.

10304—05, 13, 14, 19, 20, 21, 22, 23, 24, 33, 34, 39, 40, 41, 42, 53, 54, 55, 56, 72, 73, 78, 79, 92, 93, 98, 99.

10412—13, 18, 19, 24, 25, 26, 27, 28, 29, 34, 35, 42, 43, 56, 57, 62, 63, 64, 65, 81, 82, 83, 84, 93, 95, 96, 97, 98, 99.

10500—04, 05, 06, 07, 08, 15, 16, 17, 18, 19, 20, 21, 22, 23, 24, 31, 32, 33, 34, 35, 36, 37, 38, 45, 46, 47, 48, 49, 50, 51, 52, 53, 54, 55, 56, 59, 60, 61, 62, 63, 64, 69, 70, 77, 78, 79, 81, 82, 85, 89, 90, 93, 94, 97, 98.

12938—39, 40, 41, 42, 43, 44, 45, 46, 47, 48, 49, 50, 51, 52, 53, 54, 55, 56, 57, 58, 59, 60, 61, 62, 63, 64, 65, 66, 67, 68, 69, 74, 75, 76, 77, 78, 79, 80, 81, 82, 83, 84, 85, 86, 87, 88, 89, 90, 91, 93, 94, 95, 96, 97, 98, 99.

- 13000—01, 06, 07, 08, 09, 14, 15, 16, 17.
- 13194—95, 96, 97.
- 13202—03, 04, 05, 06, 07, 08, 09, 27, 28, 29, 30, 35, 36, 37., 38, 41, 42, 43, 44,
45, 46, 47, 48, 60, 61, 62, 63, 96, 97, 98, 99.
- 13433—34, 35, 36, 37, 38, 39, 40, 41, 42, 51, 52, 53, 54, 55, 56, 57, 58, 75, 76,
77, 78, 79, 80, 81, 82, 83, 84, 85, 86, 87, 88, 89, 90, 93, 94, 95, 96.
- 13518—19, 20, 21, 24, 25, 26, 27, 32, 33, 34, 35, 40, 41, 42, 43, 48, 49, 50, 51,
60, 61, 62, 63, 64, 65, 66, 67, 87, 88, 89, 90, 91, 92, 93, 94.
- 13659—60, 61, 62, 63, 64, 65, 66, 67, 68, 69, 70, 71, 72, 73, 74, 79, 80, 81, 82,
83, 84, 85, 86, 87, 89, 90, 91, 98, 99.
- 13700—01, 02, 03, 04, 05, 06, 07, 08, 09, 10, 11, 12, 13, 14, 15, 16, 17, 24, 25,
26, 27, 28, 29, 30, 31, 32, 33, 34, 35, 36, 37, 38, 39, 46, 47, 48, 49, 58,
59, 60, 61, 68, 69, 70, 71, 72, 73, 74, 75, 80, 81, 82, 83, 92, 93, 94, 95.
- 13848—49, 50, 51, 64, 65, 66, 67, 68, 69, 70, 71, 78, 79, 80, 81, 82, 83, 84, 85,
86, 87, 88, 89, 98, 99.
- 13900—01, 02, 03, 04, 05, 12, 13, 14, 15, 24, 25, 26, 27, 32, 33, 34, 35, 44, 45,
46, 47, 54, 55, 56, 57, 72, 73, 74, 75, 78, 79, 80, 81, 86, 87, 88, 89, 92,
93, 94, 95, 96, 97, 98, 99.
- 14002—03, 04, 05, 08, 09, 10, 11, 14, 15, 16, 17, 18, 19, 20, 21, 22, 23, 24, 25.

Type Ia.

10208—09.

Plates not used,—7984 8873 10494 12992.

#499-e—Two Cent, Carmine. Washington. Booklet. No Watermark. Perf. 11.

Issued March 31, 1917.

This booklet was current for about six years and is quite common. The demand for booklets was never large enough to require the use of the special dies and it exists in Type I only. This was the last two cent booklet of this series issued and remained in use until the 1922 design superseded it. When the new designs were issued the available supply of this stamp on hand at the Bureau was much smaller than the one cent and a large quantity of combination booklets of both denominations were made up containing the one cent of this issue and the two cent of the new design.


Shades,—Rose, carmine rose.

10220




Stamp #5.

Double Transfers.
Plate Numbers
Unknown.



Stamp #6.

Twisted
Entry.



Varieties,—a: Usual 360 subject plate varieties.

b: Twisted Entry.

A booklet pane having Plate Number 10220 in the top margin shows a marked twisted entry of this stamp under the plate number. (Illustrated).

A pane showing Plate Number 10218 shows the right row higher than the left row. A plain pane also shows this variety. The whole row on the plate is likely to have been entered incorrectly.

Plate 10793 shows stamp # 6 to be twisted clockwise and considerably out of alignment.

c: Cracked Plate.

An "M" pane, with guide line at the top of the margin, shows a horizontal crack half way between the guide line and the top of the stamps.

d: Double Transfer.

Stamp number 5 of an "A" pane shows a marked downward double, the shading lines at the bottom of the vignette appears in "CENTS." (Illustrated).

Stamp number 6 of another booklet pane also shows a marked downward doubling in the lower part of the vignette frame line, the lower label and below the bottom frame. (Illustrated).

Plates used,—

7881—82, 85, 87.
 7968—69, 70, 71.
 8191.
 8893—94, 95.
 9471—72, 73, 74.
 10147—48, 49, 50.
 10218—19, 20, 21.
 10329—30, 31, 32.
 10400—01, 02, 03, 04, 05, 06, 07.
 10609—10, 11, 12, 72, 73, 74, 75.
 10718—19, 20, 21, 75, 76, 77, 78, 91, 92, 93, 94.
 11777—78, 79, 80, 81, 82, 83, 84.
 12487—88, 89, 90.
 12930—31, 32, 33, 34, 35, 36, 37.
 13010—11, 12, 13.
 13210—11, 12, 13.
 13528—29, 30, 31.
 13617—18, 19, 20, 21, 22, 23, 24.
 13964—65, 66, 67.

Plates not used,—8190.
 8892.

#499-f—Two Cent, Carmine. Washington. A. E. F. 30 Subject Booklet. No Watermark. Perf. 11.

Issued September 10, 1917.

This is a companion piece of the one cent A. E. F. Booklet pane described under No. 498-f booklet.

This is the scarest United States booklet pane and can be classed as a rarity. It was made especially for the use of Army Postal Clerks and put up in books of 10 panes of 30 subjects each which sold for \$6.00, with no additional charge for the book. The panes were cut from the regular 360 subject sheets with margins for binding at the right or left. Position panes not existing in the ordinary booklets are obtainable in this one. Only about 3,000 booklets were issued and as practically all were used the majority of collectors are satisfied to obtain one copy of a full pane without regard for position.

Shade,—Carmine.

Varieties,—Position panes. (Same as One Cent # 498-f A. E. F. Booklet.)

**#519—Two Cent, Carmine. Washington. Denomination in Words.
Watermarked USPS. Perf. 11.**

Issued October 9, 1917.

This was an "accidental" variety, the result of a stock of imperforate sheets of No. 344 of the series of 1908 on hand at the main Post Office in New York returned to the Bureau for perforation. The history of these stamps was described by Joseph B. Leavy, the Government Philatelist, in the *Philatelic Gazette* of November, 1917, as follows:

"In September 1910, the Postmaster of St. Louis transferred to the Postmaster of New York City the following imperforate postage stamps in sheets of 400—120 sheets of the 1c—1500 sheets of the 2c. They had been specially made with uniform margins for use by the United States Automatic Vending Machine Company, which company had moved to New York at that time. It seems that this firm had gone out of existence for in 1917 the Postmaster in New York reported having on hand 1,467 sheets of the 2c imperforate, series of 1908, and could find no record of the U. S. Automatic Vending Company, and asked that he be allowed to return them for credit. This being a period of conservation, the Bureau notified him to return them for perforation. They were perforated in September 1917, (four months after the last wheels of the perforating machines had been changed to gauge 11.) In perforating them 34 sheets had been spoiled and were returned to the Bureau for redemption and destruction, leaving a total of 1,433 sheets of 400 or 573,200 stamps perforated 11, which were placed on sale in New York City."

These were sold in the regular course of business and by the end of October all had been distributed to branch offices of the New York City General Post Office. The majority had been used for postage and destroyed before philatelists knew of their existence. As a result this variety is quite scarce, and collectors should be certain that the perforations are genuine as the early imperf. stamps have been found with counterfeit perfs.

Shade.—Carmine.

Varieties.—Plate number blocks.

Plates used.—

4818—48, 56, 64, 65, 66, 68.
4905.

#526—Two Cent, Carmine. Washington. Offset Printing. No Watermark. Perf. 11.

Issued March 15, 1920.

These stamps were issued long after the Bureau had stopped printing the one cent and three-cent stamps by the offset method. It seems that early in 1920 the demand on the Bureau for other classes of securities was so great that it was necessary to adopt the offset method for printing the 2 cent stamps to meet production demands.

This offset method required design retouching and we find five types of this stamp which occur only with this method of printing. As it is necessary in offset printing, all lines were strengthened but due to the general blurred impression resulting from this method only a few points were most pronounced, and are readily discernible in separating this issue into its various types.

Contrary to general belief the various types of the two cent offset stamps were not from the different master dies known as Types I, II and III, but all variations were made from an enlarged photograph of a die proof from Type I die. This was retouched to accentuate the shading lines necessary for satisfactory results with surface printed stamps. A photograph was taken of this re-

touched design and the film became the "master negative." This was either the actual size of the stamp if used for contact exposure on the sensitized glass plate or about $2\frac{1}{2}$ times the normal size if the projection method was to be used. From this a 400 subject glass plate was made as described under 1 cent No. 525 and became the master plate (a positive). From this a celluloid negative or "mask" was made to which was added the plate numbers and guide lines. This was used in making the zinc plate which was also a positive. In printing the impression from the zinc plate became negative on the rubber roller which in turn offset it as a positive on the stamp paper. The numerous operations between which the design and the finished stamp accounts for the many minor varieties which have been found on a large group of plates which are not "types" but are caused by "faults" in the glass positives and celluloid negatives. We will treat only the differences in the master negatives which were used for making the 400 subject celluloid negatives which in turn were used for making the plates.

The first design for offset printing the 2 cent stamp is known as Type IV. This was certified on March 6th, 1920 and has the following characteristics:

Type IV. (Illustrated).

- A: The lines in the button are so arranged that the curving of the first and last form "DID" with the first "D" backward.
- B: Line missing on top of toga.
- C: Line through left "2" is thin and broken (this line may be complete but only on isolated copies).
- D: Lines throughout the hair are faint and rather indistinct. General appearance of whole stamp is one of light cut lines.
- E: Lines in ribbons are light and limited. Little shading in the wreath.



This Type IV design did not produce a satisfactory stamp and a new photograph of the proof of Type I die was made and retouched. In the retouching, comparing with Type IV, the lines were strengthened, more hair added to the top of the head, the top of the toga correctly drawn, etc. The negative made from this retouching resulted in a stamp known as Type V and the first plate of this variety was certified on March 20th, 1920.

In making the master negative for this Type V, some distortion took place as the stamps of Type V are not square. Measuring the stamps with a fine scale shows that this Type V stamp is .745 inches wide at the top while the bottom reading is only .740. The sides measure .856 inches.



For many years, the stamps having the characteristics listed above for Type V were all classified as this type. Through the efforts of Byron L. Wilcox, it was discovered that this Type V had a sub-variety. The stamps of this sub-variety, in addition to a minor difference in the face, also show a difference in the size. Type Va measures .734 inches at the top and .730 inches at the bottom while the sides measure .848 inches. The Type Va is therefore both shorter and narrower. However, in spite of the difference in the size of the single stamp, a vertical or horizontal row of 10 stamps of both types measure the same (over all). The difference between Type V and Va, in addition to the size, is in the shading lines of the nose. The first horizontal shading line above the

curved ones around the nostril has 8 dots, the one above at 7, the next one 6, then 5, etc. In Type Va, the 3rd row from the bottom has only FOUR DOTS. This can be seen without the glass. The first plate in Type Va was certified on May 4th, 1920.

The characteristics of Type V are as follows:

Type V. (Illustrated).

- A: The button lines form five straight lines shorter, however than in the engraved types.
- B: Complete line along the top of the toga with the cross hatching fairly heavy.
- C: Line through left "2" thin.
- D: Lines in hair strong, added line in hair in front of ear (the horizontal shading lines of the face at this point end with a line), a vertical line has been added to the shading lines in the front of the face.
- E: Additional lines (than in Type IV) have been added to the ribbons and the wreath at either side.
- F: Shading lines on the lips show a series of two dot rows.



A fourth type of two cent offset known as Type VI was made shortly thereafter. This variety is the same as Type V except in the left numeral where the line of color between the body and tail has been made heavier and practically cuts the numeral in half, the right numeral "2" is normal. This was not an official change but was made by a workman in the Bureau who not being satisfied with the line of this numeral, made a change in the master negative which when used for making a new glass positive resulted in a new type. The date of certification of the first plate of this Type VI was June 24, 1920. This type has the following characteristics:

Type VI. (Illustrated).


- A: Same as Type V.
- B: Same as Type V.
- C: A heavy tail in the left "2." This is very marked and the deciding factor in recognizing this type.
- D: Same as Type V.
- E: Same as Type V.
- F: The shading on the nose is the same as Type V.

On November 3, 1920, the first plate was certified using still another type of master negative. This is known as Type VII. The main characteristics of this

type are additional shading lines at the top of the head which are entirely lacking in the other types. The characteristics of Type VII are as follows:

Type VII. (Illustrated).

- A: Same as Type V and VI.
- B: Same as Type V and VI.
- C: A complete line, heavier than in Types IV, V or Va but not nearly as marked as Type VI.
- D: Similar to Type V, Va and VI, but lines are heavier. The white dash under the ear is almost closed up.
- E: Same as Types V, Va and VI.
- F: The nose is like Type V. On the upper lip, there are 4 rows of 3 dots each. This is a sure means of separating Type VII from V as the latter has only 2 dots in each row.
- G: There are numerous additional dots added to the hair at the top of the head. These are principally a series of 3 rows of dots just above the forehead, the lowest row having 7 dots, then 4 dots, and the top 5 dots.



There are numerous minor varieties on these offset stamps. These may be divided into two distinct classes; those which appear only on one plate and those which are flaws in the 400 subject negative and which appear on a number of plates. There is also a lack of uniformity in the guide lines which are different on each 400 subject celluloid negative, especially in the line thickness as well as the arrows terminating them. There was no standard type of numeral used and many oddities exist. In some instances, numerals were originally reversed and corrected by hand. There are five distinct classifications of numerals which are as follows:—A thin neat numeral which was probably made from photographs of engraved numerals. These are about $2\frac{1}{2}$ mm tall; then there are these numerals which seem to be photographs of impressions from rubber type. These are 3 to 4mm tall. Another type about 3mm tall is a light numeral, no doubt coming from a photograph of numbers printed from metal type. Another type similar to the last shows a heavier face type. And then there are numerals made by hand. These variations of types of numerals do not necessarily run consecutive. In some cases, the plate numbers may consist of various types. It was frequently customary to change only the last number on the celluloid negative and this last number was frequently corrected by hand. Even the location of plate numbers was not constant. On the upper left panes for instance, the top number occurs over the 6th stamp from the outside corner instead of the 5th stamp which is the normal position. There are numerous minor varieties on

these stamps, too many to list, and we are only illustrating those of major importance.

To further increase the output of stamps by this method some extra large plates were made. Type IV was printed from 400 subject plates only, while Types VI and VII were printed from both 800 and 1600 subjects as well as the standard size plates. Type V and Va were printed from 400 and 1600 subject plates.

The 800 subject plates were made up of two complete 400 subject plates placed one above the other with space between them for margins, and the 1600 subject plates were made up of four of the ordinary size one in each corner, with margins between. The sheets printed from the large plates were cut into panes of 400 and perforated the same as ordinary sheets. There is no difference between the finished product from these plates and the ordinary size ones, the plate numbers being the only method of identification.

These offset stamps were subjected to a great deal of criticism because of their inferior appearance. Many people believed that the Bureau had grown careless in their inspection and had allowed everything printed to be sent to Post Offices under the theory that "if it carried the mail it was good enough." Such criticism was not justified for the stamps were made from picked plates and were simply typical of this method of printing. A glance at the list of plates which were not used will suffice to show that the Bureau did its best under the circumstances. The use of offset plates was not a matter of choice but rather of necessity and philatelists should be grateful that no more varieties exist. The last 2 Cent offset plates were prepared during the summer of 1921, at which time the Bureau again started making regular engraved plates.

Shades,—Rose carmine, carmine, bright carmine, deep bright carmine, deep carmine, dark carmine.

Varieties,—a: 400 Subject Glass Positive Flaws.

A. Type IV.

The 93rd stamp of the lower right pane shows a fancy left numeral. This is constant on all plates used for Type IV. (Illustrated).



400 Subject Glass Positive Flaws.



Type Va, Plates—
Below a Top Plate Number.

B. Type Va.

A rather bad flaw distorting the shape of the letter at the bottom of "E" of "CENTS." While this malformed "E" is not exactly shaped in the form of an R, it clearly resembles the latter and hence has been designated as the "CRNTS VARIETY," for readily identification. This variety is said to be on all offset two cent plates between 12061 and 12143 and on 12155. (Illustrated).

C. Type VII.

Most of the plates of this type VII show a constant flaw on the plate number stamps. This consists of a spot of color below the "U" of "U. S.," on the upper left pane a spot in the vignette circle as well as a spot in the "C" of "CENTS" upper right. A lower pane shows a spot near the top of the vignette circle as well as in the "T" of "CENTS," while the other lower plate number copy shows a marked spot of color in Washington's head.

b: Marginal Oddities.

Plate printers initials O. A. M. have been found on the following Type Va plate number blocks:—

11329—33, 49, 61, 67, 71, 81, 97, 11403, 10, 18, 24, 34, 44, 59, 68, 11506—18, 29.

An "A" may be found in the top arrow of the following Type V plates:—11209—20, 27, 36, 48, 50. The letter "A" appears in the right arrow on Plate 11196 and a "C" in the top arrow of plates 11197—98. These varieties are in the form of manuscript letters.

Plate 11639, Type VI, shows the word "TOP" next to the plate number in the right margin.

Plate marginal strips from 800 and 1600 subject plates may frequently show an additional plate number in the pane above it or below it.

c: Retouched.

Type V. A copy, position unknown, shows evidence of retouching around the right "2." The numeral is different than any other and is entirely surrounded by solid color which does not seem to be a printing flaw but rather a defect on one plate. The second stamp below top plate number 11172 shows a marked retouching in the neck in the shape of a dollar sign. In this case there was evidently a defect in the form of a bare patch on the throat. (Illustrated).

A copy, position unknown, shows a retouching above the "PO" of "POSTAGE." (Illustrated).



Plate 11172.



Type Va Retouches.

Positions
Unknown.



Another copy, position unknown, shows a retouching above the "E" of "POSTAGE." (Illustrated).

Type Va. An exceptionally fine type of retouching may be found in the stamp below top plate number 11897. The "T" of "POSTAGE" is malformed and leans toward the left. The horizontal shading lines forming the background for the lettering are also redrawn. (Illustrated).



Type Va.



Type VII.

Retouches.

Type VII. A well known variety has been found on this stamp showing marked retouching of the cheek. Plate number is unknown. The stamp is from an upper pane, as the stamp beneath has a guide line on the bottom. For some unknown reason, this variety is generally found off center. (Illustrated).

d: Plate Flaw.

Type Va.

A lower left plate block from Plate 11950 shows a colorless, roughly oval, defect that wipes out the "O" of "POSTAGE." A similar defect has been found from the same position which wiped out the "P" of "POSTAGE." This is a 1600 subject plate which consists

of four 400 subject panes. The defect has been found on the upper right and lower right 400 subject panes. This defect is evidently due to some foreign substance falling on the 400 subject negative and leaving its mark on the "O" of "POSTAGE." In shifting the negative to the next position, the material moved slightly and obliterated the "P" of "POSTAGE." It is therefore possible to obtain lower left plate number blocks of plate 11950 showing no defect, a lower left plate number block showing the mark in the "P" of "POSTAGE," and another left plate block showing the defect in the "O" of "POSTAGE." (Illustrated).



Plate Flaw—Plate 11950.

Type VII.

Several copies have been seen which show a marked diagonal scratch in the "E" of "CENTS" as well as below the period after the "S" of "U. S." Other copies were later found showing these two marks but these had additional marks that seemed to almost join the earlier found gashes. Each offset stamp has some minor difference and these stamps do not seem to come from the same position on the plate or what is more likely from the same plate.

It is the white area on the celluloid negative that shows up as color on the printed stamp and the gash, which is in color, was most likely caused by a scratch on the 400 subject celluloid negative which was used on many plates. The "variety" in question may be divided into three stages, the first showing only the two short gashes at top and bottom of stamp. (Illustrated). This may be believed to be the beginning of the scratch. The next stage shows the upper part of the gash continuing to just below the eye and may quite logically be believed to be an extension of the scratch (as if a loose piece of emulsion had been further scraped off). (Illustrated). And then the third stage (illustrated) showing the scratch extending below the chin.

The plate number or position(s) are unknown, although the varieties are known to be constant.



Type VII, Scratched Negative Varieties.

e: Double Print.

A. Type V.

B. Type Va.

C. Type VI.

f: Imperf. horizontally.

A block of 18 of Type VI is known in this condition.

g: Imperf. vertically. Type V.

Plates used,—

Type IV—400 subject plates.

- 10818—19, 20, 21, 22, 23, 24, 25, 26, 27, 28, 29, 30, 31, 32, 33, 34, 35, 36, 37,
39, 40, 41, 42, 43, 44, 45, 52, 53, 54, 55, 56, 57, 58, 59, 60, 61, 62, 63,
64, 66, 71, 72, 73, 74, 76, 78, 79, 80, 81, 82, 83, 84, 85, 86, 87, 88, 90,
92, 93, 94, 95, 96, 97, 98, 99.
- 10900—01, 02, 04, 05, 06, 07, 08, 09, 10, 12, 13, 14, 15, 16, 17, 18, 19, 21, 22,
23, 27, 28, 29, 31, 32, 33, 34, 35.

Type V—400 subject plates.

- 10924—36, 48, 49, 50, 51, 53, 54, 55, 56, 57, 58, 59, 60, 61, 62, 65, 68, 69, 70,
71, 72, 73, 74, 75, 76, 77, 78, 81, 82, 83, 84, 86, 87, 88, 89, 90, 91, 92,
93, 94, 95, 96, 97, 98, 99.
- 11000—01, 02, 03, 04, 05, 06, 07, 08, 09, 10, 11, 12, 13, 14, 15, 16, 17, 18, 19,
20, 21, 22, 23, 24, 25, 26, 27, 28, 29, 31, 32, 33, 34, 35, 36, 37, 38, 39,
40, 41, 42, 43, 44, 45, 46, 47, 48, 50, 51, 52, 53, 54, 57, 58, 59, 60, 61,
62, 63, 64, 65, 66, 67, 69, 70, 71, 72, 73, 74, 75, 76, 77, 78, 79, 80, 81,
82, 83, 84, 85, 86, 87, 88, 90, 91, 92, 93, 94, 95, 97, 98, 99.
- 11100—01, 02, 03, 04, 05, 06, 07, 09, 10, 11, 12, 14, 15, 16, 20, 21, 22, 24, 25,
26, 27, 28, 29, 30, 31, 32, 33, 34, 35, 36, 37, 39, 40, 42, 43, 44, 45, 46,
47, 49, 50, 51, 52, 53, 54, 55, 56, 57, 59, 60, 61, 62, 64, 65, 71, 72, 73,
74, 75, 76, 77, 78, 79, 80, 81, 82, 83, 84, 85, 86, 87, 88, 89, 90, 91, 93,
96, 97, 98, 99.
- 11200—06, 09, 10, 11, 12, 13, 14, 15, 16, 18, 19, 20, 21, 22, 23, 24, 26, 27, 29,
30, 31, 32, 33, 34, 35, 36, 37, 38, 41, 42, 43, 45, 46, 47, 48, 49, 50, 51,
52, 53, 54, 60, 61, 62, 63, 64, 65, 72, 73, 74, 75, 76, 77, 78, 79, 81, 82,
83, 84.

Type V—1600 subject plates.

- 11166—68, 69, 70.
11202—03, 04, 05, 56, 57.
11386.
11878—79, 83, 92, 93, 94, 95, 96.
11934—36, 37.

Type Va—400 subject plates.

- 11266—67, 85, 86, 87, 88, 89, 90, 91, 92, 93, 94, 95, 99.
- 11300—01, 02, 03, 04, 05, 06, 07, 08, 09, 10, 11, 12, 13, 15, 16, 17, 18, 19, 20,
21, 23, 24, 25, 26, 27, 28, 29, 30, 31, 32, 33, 35, 36, 37, 38, 39, 40, 41,
42, 43, 44, 45, 46, 47, 48, 49, 50, 51, 53, 54, 55, 56, 58, 59, 60, 61, 62,
63, 64, 65, 66, 67, 68, 69, 70, 71, 73, 74, 75, 76, 78, 79, 80, 81, 82, 83,
84, 85, 88, 89, 90, 91, 93, 95, 97, 98, 99.
- 11400—02, 03, 04, 05, 06, 07, 08, 09, 10, 11, 12, 13, 14, 15, 16, 17, 18, 19, 20,
21, 22, 23, 24, 25, 26, 27, 28, 29, 30, 31, 33, 34, 35, 36, 39, 40, 41, 43,
44, 45, 46, 47, 48, 49, 50, 51, 52, 53, 55, 56, 57, 58, 59, 60, 61, 62, 63,
64, 66, 67, 68, 69, 70, 72, 73, 74, 75, 76, 77, 78, 79, 80, 81, 82, 83, 85,
87, 88, 89, 90, 91, 92, 93, 94, 95, 97, 98, 99.
- 11501—03, 04, 05, 06, 07, 08, 09, 10, 11, 12, 13, 14, 15, 16, 17, 18, 19, 20, 21,
22, 23, 24, 25, 26, 27, 28, 29, 30, 31, 32, 33, 35, 36, 37, 38, 39, 40, 41,
42, 43, 44, 45, 46, 47, 48, 49, 50, 51, 52, 53, 55, 56, 58, 59, 60, 61, 64,
65, 66, 67, 70, 71, 72, 73, 74, 75, 76, 77, 78, 79, 80, 81, 82, 83, 91, 92,
93, 94, 95, 96, 97.
- 11823—24, 25, 26, 27, 28, 29, 31, 32, 35, 36, 37, 38, 39, 40, 42, 43, 45, 46, 47,
48, 49, 50, 51, 52, 53, 54, 55, 56, 57, 58, 59, 60, 61, 62, 63, 64, 65, 66,
67, 68, 69, 70, 71, 72, 73, 74, 75, 76, 87, 88, 89, 90, 91, 97, 98, 99.
- 11900—01, 02, 03, 04, 05, 06, 08, 09, 10, 11, 12, 13, 14, 15, 16, 17, 18, 20, 21,
24, 25, 26, 27, 28, 29, 30, 31, 32, 33, 38, 39, 57, 58, 59, 62, 64, 65, 67,
68, 69, 70, 71, 72, 73, 74, 75, 76, 77, 79, 80, 81, 82, 83, 84, 85, 86, 87,
88, 89, 90, 91, 92, 93, 94, 96, 97, 98.
- 12000—01, 02, 03, 04, 05, 07, 11, 12, 13, 14, 15, 18, 19, 20, 21, 22, 23, 24, 25,
26, 27, 28, 29, 30, 31, 32, 33, 34, 35, 36, 37, 38, 39, 40, 41, 42, 43, 44,
47, 48, 49, 50, 51, 52, 53, 54, 56, 57, 58, 59, 60, 61, 62, 63, 64, 66, 67,
68, 69, 70, 71, 72, 73, 74, 75, 76, 77, 78, 79, 81, 82, 84, 85, 86, 89, 90,
91, 92, 93, 94, 95, 96, 97, 99.
- 12100—01, 02, 03, 04, 05, 06, 07, 08, 09, 10, 11, 12, 14, 15, 17, 18, 19, 20, 21,
22, 23, 24, 25, 26, 28, 29, 30, 32, 33, 34, 35, 36, 37, 38, 44, 45, 48, 49.
- 12838—50, 51, 52, 54, 55.

Type Va—1600 subject plates.

11944—45, 46, 47, 48, 49, 50, 52.
12140—41, 42, 43, 55.

Type VI—400 subject plates.

11562—85, 86, 87, 88, 90, 99.
11600—01, 03, 04, 05, 06, 07, 08, 09, 11, 12, 13, 15, 16, 17, 18, 20, 24, 29, 30,
31, 32, 33, 34, 35, 36, 37, 38, 39, 41, 42, 46, 47, 48, 49, 50, 51, 52, 53,
54, 55, 56, 57, 58, 59, 60, 74, 75, 76, 77, 78, 79, 80, 81, 82, 83, 84, 85,
93, 94, 95, 96, 97, 98, 99.
11700.

Type VI—800 subject plates.

11661—62, 63, 64, 65, 66, 67, 68, 69, 70, 88, 90, 91, 92.
11706—17.
11818—19, 20.

Type VI—1600 subject plates.

11643—71, 73, 86.
11703—07, 08, 09, 10, 12, 13.

Type VII—400 subject plates.

12151—52, 53, 68, 69, 70, 71, 72, 73, 74, 75, 76, 77, 78, 79, 80, 82, 93, 94, 95,
97, 98, 99.
12200—49, 50, 51, 52, 53, 54, 55, 66, 67, 68, 69, 70, 71, 72, 74, 75, 76, 77, 78,
79, 80, 81, 82, 83, 84, 85, 86, 87, 88, 89, 90.
12301—02, 03, 04, 05, 06, 07, 08, 09, 10, 11, 12, 13, 14, 15, 16, 18, 19, 20, 21,
24, 25, 39, 40, 41, 42, 43, 44, 45, 46, 54, 55, 56, 57, 58, 59, 60, 62, 63,
64, 65, 67, 68, 70, 71, 72, 73, 74, 75, 76, 77, 78, 79, 80, 81, 91.
12618—19, 20, 21, 23, 24, 25, 26, 27, 29, 30, 31, 33, 34, 35, 36, 37, 38, 40, 41,
42, 43, 44, 45, 46, 47, 48, 49, 50, 51, 52, 53, 54, 55, 56, 57, 58, 59, 60,
61, 62, 63, 64, 65, 66, 67, 68, 69, 70, 71, 72, 73, 74, 75, 77, 78, 79, 80,
82, 83, 84, 85, 86, 87, 88, 89, 90, 91, 92, 93, 94, 95, 96, 97, 98, 99.
12701—02, 03, 04, 05, 06, 07, 09, 10, 11, 12, 13, 14, 15, 16, 17, 18, 19, 20, 21,
22, 23, 24, 25, 26, 27, 28, 39, 40, 41, 42, 43, 44, 45, 46, 47, 48, 49, 50,
51, 52, 54, 56, 58, 62, 64, 65, 67, 68, 69, 70, 71, 72, 73, 74, 76, 77, 78,
79, 80, 81, 82, 85, 86, 89, 90, 91, 92.
12805—40, 41, 43, 44, 45, 46, 47, 48, 58, 59, 60, 61, 62, 63, 64, 65, 68, 69, 70,
71, 72, 73, 74, 75, 76, 77, 79, 80, 81, 82, 83, 84, 85, 86, 87, 88, 89, 90,
91, 92, 93, 94, 95, 96, 97, 98, 99.
12900—03, 04, 05, 07, 08, 09, 10, 11, 12, 13, 14, 15, 16, 17.
13018—19, 20, 21, 22, 23, 24, 25, 26, 27, 28, 29, 30, 31, 32, 33, 34, 35, 37, 38,
39, 40, 41, 42, 43, 44, 45, 46, 47, 48, 49, 50, 51, 52, 53, 54, 55, 56, 57,
58, 59, 60, 61, 62, 63, 64, 66, 67, 78, 79, 80, 81, 82, 83, 84, 85, 86, 87,
88, 89, 90, 91, 92, 93, 95, 96, 97, 98, 99.
13100—01, 06, 07, 08, 09, 10, 11, 12, 13, 14, 15, 16, 17, 18, 19, 20, 21, 22, 23,
24, 25, 26, 27, 28, 29, 30, 31, 32, 33, 34, 36, 37, 39, 41, 42, 43, 45.

Type VII—800 subject plates.

12157—58, 59, 60, 61, 62, 64, 65, 66, 67.
12201—02, 03, 05, 19, 20, 21, 22, 23, 24, 25, 26, 27, 28, 39, 40, 41, 42, 43, 44,
45, 46, 47, 48, 56, 57, 58, 59, 60, 62, 63, 64, 65, 91, 92, 93, 94, 95, 96,
97, 98, 99.
12326—27, 28, 29, 30, 31, 32, 33, 34, 35, 36, 38, 47, 48, 49, 50, 51, 52, 53, 93,
94, 96, 97, 98, 99.
12402—03, 04, 05, 06, 07, 08, 09, 10, 11, 12, 13, 15, 16, 17.
12729—30, 32, 33, 34, 35, 36, 97, 98, 99.
12800—01, 03, 06, 07, 08, 09, 10, 11, 12, 13, 14, 15, 16, 17, 18, 19, 21, 22, 23,
24, 25, 26, 27, 28, 29, 30, 31, 32, 33, 34, 35.
13069—70, 71, 72, 73, 75, 76, 77.
13102—03, 57, 58, 59, 60, 61, 62, 63, 64.

Type VII—1600 subject plates.

12183—84, 85, 86, 87, 88, 89, 90, 91, 92,
12207—08, 09, 10, 12, 13, 15, 17, 29, 30.

Plates not used,—

Type IV—400 subject plates.

10838—46, 47, 48, 49, 50, 51, 65, 67, 68, 69, 70, 75, 77, 89, 91.
10903—11, 20, 25, 26, 30.

Type V—400 subject plates.

10937—38, 39, 40, 41, 42, 43, 44, 45, 46, 47, 52, 63, 64, 66, 67, 79, 80, 85.
11030—49, 55, 56, 68, 89, 96.
11108—13, 17, 18, 19, 23, 38, 41, 48, 58, 63, 92, 94, 95.
11207—08, 17, 25, 28, 39, 40, 44, 55, 59, 80.
11314—22, 34, 52, 57, 72, 77, 87.

Type V—1600 subject plates.

11167.
11201—58.
11880—81, 82, 84, 85, 86.
11935.

Type Va—400 subject plates.

11268—69, 70, 71, 96, 97, 98.
11394—96.
11401—32, 37, 38, 42, 54, 65, 71, 84, 86, 96.
11500—02, 34, 54, 57, 63, 68, 69, 84, 98.
11822—30, 33, 34, 41, 44, 77.
11907—19, 22, 23, 40, 41, 60, 61, 63, 66, 78, 95, 99.
12006—08, 09, 10, 16, 17, 45, 46, 55, 65, 80, 83, 87, 88, 98
12113—16, 27, 31, 46, 47, 50.
12853—56, 57.

Type Va—1600 subject plates.

11942—43, 51, 53, 54, 55, 56.
12139—54.

Type VI—400 subject plates.

11589.
11602—10, 14, 19, 21, 22, 23, 28, 40.

Type VI—800 subject plates.

11689.
11705.
11821.

Type VI—1600 subject plates.

11625—26, 27, 44, 45, 72, 87.
11701—02, 04, 11, 14, 15, 16.

Type VII—300 subject plate.

13104.

Type VII—400 subject plates.

12181—96.
12273.
12317—22, 23, 61, 66, 69.
12622—28, 32, 39, 76, 81.
12700—08, 53, 55, 57, 59, 60, 61, 63, 66, 75, 83, 84, 87, 88, 93.
12804—36, 37, 39, 42, 49, 66, 67, 78.
12901—02, 06.
13036—65, 94.
13105—35, 38, 40, 44, 46, 47, 48, 49, 50, 51, 52, 53, 54, 55, 67, 68, 69, 70, 71,
72, 73, 74, 75, 76, 77, 78, 79, 80, 81, 82, 83, 84, 85, 86, 87, 88, 89, 90,
91, 92, 93.

Type VII—800 subject plates.

12156—63.
12204—61.

12300—37, 92, 95.
 12400—01, 14.
 12731—37, 38, 94, 95, 96.
 12802—20.
 13068—74.
 13156—65, 66.

Type VII—1600 subject plates.

12206—11, 14, 16, 18, 31, 32, 33, 34, 35, 36, 37, 38.
 12382—83, 84, 85, 86, 87, 88, 89, 90.

#532—Two Cent, Carmine. Washington. Offset. No Watermark. Imperf.

Issued April 25, 1920.

All five types of offset used for the perforated stamps were also used on these imperf. They were made especially for the Schermack Company for use in manufacturing private coils and most of those issues were used by them. As a result, these imperf. stamps are considerably scarcer than the perforated issue, two of the types being almost rarities.

For quite some years, it was not believed that Type VII existed imperf. until various copies were submitted. One plate was known to have been used for this imperf. issue. With the discovery of Type Va, it became apparent that the Type V imperf. was an extremely scarce item as only four plates were known to have been used for this issue. The Type Va is still quite common as there are more of these available than all the others combined.

Shades.—Carmine rose, carmine.

Varieties.—a: Usual imperf. varieties, Types IV, V, Va, VI and VII.
 b: Private perf. Schermack III.

Plates used.—

Type IV—400 subject plates.

10864—81, 92, 96.
 10915—18.

Type V—400 subject plate.

11260.

Type V—1600 subject plates.

11893—95, 96.

Type Va—400 subject plates.

11356—73, 80, 84, 90.
 11403—10, 12, 14, 15, 22, 25, 28, 33, 34, 39, 93.
 11853—54, 62, 64, 65, 66, 87.
 12002—07, 28.
 12109.

Type VI—400 subject plates.

11641—54, 96.

Type VI—800 subject plates.

11667—68, 69.

Type VI—1600 subject plates.

11673.
 11703—10.

Type VII—400 subject plate.

12252.

**#539—Two Cent, Carmine. Washington. Rotary Press Coil Waste.
No Watermark. Perf. 11x10.**

Issued June 14, 1919.

Like the one cent stamp No. 538 these were issued in sheets of 170 subjects. They were originally perforated 10 for sidewise coils but because of defective perforations and lack of sufficient length they had not been so used and in a spirit of economy were perforated horizontally and issued as sheet stamps. Through some error one hundred of these sheets appeared without perfs. in all horizontal spaces between stamps.

Being from an accumulation of sheets lacking sufficient length "really waste," some of Type II happened to be in the lot. It had been the customary policy of the Bureau to destroy all defective sheets, thus accounting for the great scarcity of Type II, the majority of those perforated being Type III which was current in coil form at the time these were being issued in sheet form. The rarity of Type II is evidenced by the fact that a block of four is priced by cataloguers at more than six times the value of a single stamp and is practically never seen.

These sheets had of course received the regulation one way coil perforation while forming part of the long row of stamps printed on the rotary press. These machines were keyed to perforate continuous rows of stamps, ten wide, and could not be used to perforate the 170 subject sheets horizontally with 17 rows so this coil waste had to be perforated horizontally on flat plate machines with a wheel set in place of a knife between the eleventh and twelfth rows.

These 170 subject sheets had four forms of marginal markings. In the first three groups the number was over the ninth stamp and in the last it was over the first one. The type II plate number was followed by an imprint "S 20" over the tenth stamp. The type III plate number was followed by an "S 30" on the first group of plates and a star was placed over the first stamp. On the next group the "S 30" was omitted as this form of frame line, as explained in the following paragraph, had become standard. On the last group the number was placed directly after the star over the first stamp.

As described under the two cent rotary press sidewise coil stamp No. 453, the "S-30" was the distinguishing mark of the Bureau for the early plates made from the new die III. This die had the frame lines engraved in an entirely new style and as this was in the nature of an experiment it was natural that the Bureau have some distinguishing mark on the plates made from this die so that they could tell at a glance (without having to look at the plate records) that the stamps printed from these plates were made from this special die. The experiment having been found to be satisfactory this die continued in use for the new plates that were made and the imprint was no longer considered necessary. The type II plates had the "S-20" imprint as described under No. 453.

Separating the rolls into 170 subject sheets was done by hand, and the line caused by the crevice between the plates which appears every seventeenth row does not always show at the sides of the sheets but occasionally near the center, and blocks of four are obtainable showing this line running between them. Being infrequent this variety is more desirable than ordinary blocks.

Shades.—Carmine rose, carmine.

Varieties.—a: Types II and III.

b: Imperf. vertically Type III.

This is a very scarce item. 5 horizontal pairs in a strip of 4 in the light shade and one block of 40 in the deep shade are known in this condition.

c: Imperf. horizontally Type III.

d: Plate number blocks.

A. Plate number and (S-20) Type II.

B. Plate number and S-30.

- C. Plate number and S-30 inverted.
- D. Star and plate number block.
- E. Star block.
- F. Block showing vertical line in center.
- G. Plate number only.

Plates used,—**Type II—Plate number and "S-20."**

7462—63.

Type III—Star, plate number and "S-30."

8172.

8327—28, 29.

8928—39, 40.

9103—04, 05, 06, 53, 54.

9233—34, 35, 36, 37.

9465—66, 69, 70.

10115—16, 75, 76, 77, 78, 83.

10295—96, 97.

10306—07, 08, 15, 16, 17, 18, 84, 86, 87, 88, 89.

10444—45, 46, 47, 48, 49, 50, 51, 52, 53, 66, 67, 68, 69, 70, 71 (S-30 inverted),
78, 79, 80, 85, 86, 89, 91, 92.

10648—49, 50, 51, 52, 70, 71, 80, 81.

10723—24, 25, 26, 27, 28, 29, 30, 31, 32, 33, 38, 39, 40, 41.

11726—27, 30, 31, 32, 33, 34, 35, 36, 37, 69, 70, 71, 72, 99.

11800—08, 09, 10, 11.

12464—65, 66, 69, 70, 71, 72, 73, 74, 75, 76, 83, 84, 85, 86.

12513—14, 15, 16, 17, 18, 19, 20, 29, 30, 31, 32.

12601—02, 03, 04.

12918—19, 20, 21, 22, 27, 28, 29, 70, 71, 72, 73.

13002—04, 05.

13239—40, 53, 54, 86, 87, 88, 89, 90, 91, 92, 93, 94, 95.

13386—87, 88.

13536—37, 38, 39.

Star and plate number.

13397—98, 99.

13400.

13511—12, 14, 83, 84, 85, 86, 95, 96, 97, 98, 99.

13600—01, 02, 03, 04, 47, 48, 51, 52, 57, 58, 77, 78, 92, 93, 94, 95.

13718—19, 20, 21, 40, 64.

Star and number over first stamp.

13741—42, 43, 65, 66, 67, 78, 79, 86, 88, 89.

13802—03, 07, 09, 14, 15, 40.

13938—39, 58, 59, 84, 85.

14030—31, 32, 33, 38, 39, 40, 41, 50, 51, 52, 53, 54, 55, 56, 57.

**#546—Two Cent, Carmine. Washington. Rotary Press Coil Waste.
No Watermark. Perf. 11.**

Issued May, 1921.

Like No. 539 these stamps were made from 170 subject sidewise rotary press coil stamp sheets, these, however, had not been previously perforated vertically on the coil machines. The sheets were therefore perforated both horizontally and vertically on 11 gauge flat plate perforating machines, especially set for sheets 17 stamps wide. The majority of the stamps so perforated were issued in sheets of 170 subjects but a number were also issued in 70 and 100 subject panes.

Being unaware that the rotary press stamps had been issued in sheet form with the same perforation as the flat plate stamps, most collectors and dealers entirely overlooked this variety and most of the stamps served their postal obligations and were destroyed. Used copies are almost as scarce as the stamps in mint condition and well centered specimens quite hard to find. All plates were made from die III.

Being from plates curved sidewise the stamps are 19½ to 20mm wide as compared with 18½ to 19mm for the flat plate stamps. Careful measuring should prevent any confusion with the flat plate stamps perforated 11, and an additional safeguard to their proper classification is the fact that die III was not used for ordinary stamps.

Shades,—Carmine rose, deep carmine rose.

Varieties,—a: Plate number blocks.

- A. Plate number and "S-30."
- B. Plate number only.
- C. Star and plate number.

b: Star block.

c: Block with vertical line between.

Plates used,—

Star, Plate number and "S-30."

- 10651—70, 71.
- 10750.
- 11726—27, 30, 31, 32, 34.
- 12483—84, 85, 86.
- 12513—14, 15, 16, 17, 18, 19.
- 12918—19, 20, 22, 29.
- 13508—11, 12.

Star and plate number.

- 13647—48, 51, 52, 57, 58, 77, 78, 92, 93, 94.
- 13718—19.

Star and number over 1st stamp.

- 13807—15, 41, 42, 43, 74, 75, 94, 95.
- 13938—39, 58, 59, 60, 70, 71.
- 14031—41.

Number issued,—

This design, though issued in February 1912, is officially known as Series of 1911 throughout the changes of perforation, paper and printing methods, and is so described in the following reports of the Bureau of Engraving and Printing of quantities issued during the fiscal years ending June 30.

	Ordinary.	Booklets.	Coils.
1912.....	1,657,940,100	77,537,640	59,739,500
1913.....	5,026,240,100	299,580,600	307,759,500
1914.....	5,271,846,100	336,062,520	496,189,000
1915.....	5,304,021,700	321,494,160	655,428,000
1916.....	5,604,354,497	326,213,520	614,561,000
1917.....	5,974,809,194	376,468,440	940,985,000
1918.....	2,941,460,900*	197,792,160	481,338,000
1919.....	3,922,003,794*	111,702,720	475,167,000
1920.....	6,162,289,991	427,856,040	1,445,553,000
1921.....	6,597,604,270	504,403,560	1,652,810,500
1922.....	6,892,519,300	512,622,972	1,747,914,480
1923.....	4,074,318,820	341,490,600	1,000,558,000
1924.....	22,833,000
Total.....	59,429,408,766	3,833,224,932	9,900,835,980

*During these years the three cent letter rate was in effect, part of the 1918 fiscal year and through the period ending June 30, 1919.

THE THREE CENT STAMPS GROUPED

#333—Three Cent, Violet. Washington. Watermarked USPS.
Perf. 12.

Issued December 24, 1908.

This stamp, unlike the one and two cent values, remained the same in design throughout the fourteen years it was current and is found with all of the various perforations, watermarks and types of printing, although Government reports classify it as "Series of 1908." It played a rather inconspicuous part in the postal needs of the country until the change in the letter rate in 1917, the two main purposes seem to have been its use in conjunction with a two cent stamp to make the five cent rate for foreign bound letters and also in connection with the ten cent stamp to cover foreign registration.

When the master die for this design was first made the denomination was in words the same as the two lower values but before any plates were made numerals were substituted. We have seen essays from this original die.

When first issued the plates had the standard 2mm spacing between stamps and most of the copies saved for collectors were from this lot. Early in 1909 new plates were made with gutters 3mm wide between the six outer rows on either side but with the remaining eight rows of 2mm spacing, the same as plates of the lower values. These were made to overcome the waste in perforating due to unequal shrinkage of the paper which was greatest at the outside. To guide the perforator in setting the wheels for these plates a star identification mark was added after the imprint, hence the name "Star Plate." These plates produced blocks of stamps with different vertical spacings and although the 3mm outnumbered the 2mm they are more desirable as few seem to have been saved of the 3mm spacing.

Shades,—Light violet, violet, deep violet.

Varieties,—a: Spacings.

A—Block of four with 2mm spacing.

B—Block of four with 3mm spacing.

b: Plate number blocks.


A—Imprint, (Bureau of Engraving and Printing) and number.

B—Imprint, star and number.

c: Double Transfer.

A right plate number block having 4918 in the right margin has a downward double which shows added lines in the head and neck of Washington, most of the lower label and along the left side. (Illustrated).

**Double
Transfer
Right Pane
Plate 4918.**



Plates used,—

a: Imprint and Number.

4918—25, 26, 27.

b: Imprint, star and number.

5121—26, 31, 36.

#345—Three Cent, Violet. Washington. Watermarked USPS. Imperf.

Issued March 3, 1909.

This stamp was issued primarily for use of makers of private coils but collectors were able to obtain them in sheets at certain Post Offices. All sheets known to have reached collectors were printed from plates having the standard spacing. A variety of private coil, Schermack III, exists with 3mm spacing between the stamps, which is ample proof that the star plates were also used. No records were kept of the plates used for printing the unperforated stamps sent to various coil manufacturers and it is impossible at this time to locate any other record of the use of star plates for this variety.

As a guide for cutting the full sheets, when perforated, into panes of 100 subjects for distribution to Post Offices, they were divided by horizontal and vertical guide lines which terminated in arrows at the margins.

Being issued imperf. in full sheets, position varieties that were not obtainable from the perforated stamps, became available to collectors. The small quantity of these imperfs. make them a bit scarce, the position blocks being more desirable, particularly the center block which shows both horizontal and vertical guide lines.

Shades.—Violet, deep violet.

Varieties.—a: Position blocks.

A—Top, bottom, right and left arrow blocks.

B—Center line block.

C—Plate number block.

b: Private coils.

A—Schermack III—2mm and 3mm spaced pairs, the latter is extremely rare.

B—Mail-O-Meter I—III.

C—Brinkerhoff II.

D—U. S. Automatic I—II—III.

c: Double Transfer.

Plate 4918 also having been used for the imperf. this double may be found on a right plate number block from this plate.

Plates used.—

Imprint and number.

4918—25, 26, 27.

#359—Three Cent, Violet. Washington. Bluish Paper. Watermarked USPS. Perf. 12.

Issued June, 1909.

To overcome the waste in perforating caused by unequal paper shrinkage the Bureau experimented with some 30% rag paper. This rag stock gave the paper a slightly bluish tinge, though the tint is really greyish when compared to the ordinary stamp paper.

The report of the Third Assistant Postmaster General for the fiscal year ending June 30, 1910, reported that 4,000 copies of the three cent denomination had been printed on this experimental paper and though not intended for general distribution a number of sheets had been packed with the ordinary stamps and shipped to various Post Offices. The majority of these three cent stamps on experimental paper were used for postage and so destroyed, the only copies known to have reached philatelic hands being found in New York. This variety is quite scarce, very likely being the most desirable perforated three cent stamp of the twentieth century.

Shade,—Deep violet.

Varieties,—a: Plate number block.

b: Double Transfer.

Plate 4918 was used for this stamp and the double transfer may be found on a right plate number block.

Plates used,—

Imprint and Number.

4918—26, 27.

#376—Three Cent, Violet. Washington. Watermarked USPS. Perf. 12.

Issued January 16, 1911.

A single line watermark was introduced in 1910 with the idea of both strengthening the paper and giving a more uniform thickness, going to press for the first time on August 22 of that year. This three cent denomination was not issued on the new paper until almost five months later as the demand was small. The watermark is so arranged that at least a portion of a letter appears on every stamp and is of single line Roman capitals.

The star plates had not entirely overcome the waste due to "off center" perforations and a new type of plate was introduced with standard spacings of $2\frac{3}{4}$ mm between stamps. These are known as "A" plates as that letter had been added to the imprint on the earlier plates of this group. Those used for the later printing of this stamp bore a plate number only, the "Bureau of Engraving and Printing" imprint having been omitted as a needless expense, and as the $2\frac{3}{4}$ mm spacing had become standard by that time the "A" was no longer necessary.

No philatelic difference is made between the two types of wider spacings. The 3mm spaced blocks of the star plates being in the majority and the stamps from the "A" plates being grouped with the 3mm spaced stamps it is easy to see why the 2mm items are scarcer.

Shades,—Lilac (scarce), violet, deep violet.

Varieties,—a: Spacings.

b: Plate number blocks.

A—Imprint, star and number.

B—Number only.

Plates used,—

a: Imprint, star and number.

5121—26, 31, 36.

5421—24, 28, 33.

b: Number only.

6044—48, 50, 52.

#389—Three Cent, Violet. Washington. Sidewise Coil. Watermarked USPS. Perf. 12 Vertically.

Issued January 24, 1911.

This is the rarest of all the Government coils. Only one unused strip of four and three mint pairs are known and we know of but three or four mint and used single copies. The strip is a paste up showing plate number 5126. It is known as the "Bell" or "Orangeburg" Coil.

This particular coil was issued by the Post Office Department for the Bell Pharmaceutical Company, of Orangeburg, N. Y. This firm manufactured a patent medicine and the coil stamps were used on samples of their product mailed to physicians.

Dr. Jason Samuel Parker, of White Plains, N. Y., a well known surgeon as well as a keen philatelist, noticed a new type of three cent coil stamp on a sample package sent to him. He immediately made an investigation. The following statement received from him is interesting:

"It seems wise to look over the stamps on the second and third class mail. I once found a package with a three cent stamp that I had not seen before. On examination it proved to be a Coil, single line watermark, perforated 12 vertically of the issue of 1910. The package was from the Bell Pharmaceutical Company, Orangeburg, N. Y. I wrote inquiring about the stamp and received a very courteous letter from Mr. Bell, the president, enclosing an unused pair of what is now known as the Bell Coil. I described the stamp in *Mekeel's* at the time.

(signed) JASON S. PARKER."

This stamp was almost entirely overlooked and only a few mint copies were saved for philately. Those which were saved were due almost entirely to a few collectors who having noticed this coil on mail from Bell and Co. wrote to that firm endeavoring to obtain copies. A few copies are known used on cover with the Bell & Co. corner card and the wavy line Orangeburg cancellation as well as a few pieces on part cover.

This three cent design was never issued imperf. on the paper watermarked with the single line USPS from which this coil could be made with fraudulent perforations. Nevertheless extreme care should be taken in classifying stamps as this variety. There being only one printing, the Orangeburg coil comes only in one color and as the Orangeburg cancellation has certain distinct characteristics, there should not be much difficulty in checking up the genuineness of individual copies from the Orangeburg lot as it is possible to compare copies with those on cover which have been accepted as genuine by recognized authorities.

Shade,—Deep violet.

Varieties,—With the exception of the strips of four and three pairs mentioned above it is almost always found used.

- a: Spacing pair.
- b: Paste up pair.
- c: Guide line pair.
- d: On cover.

Plates used,—Imprint, star and number.

5126.

#394—Three Cent, Violet. Washington. Sidewise Coil. Watermarked USPS. Perf. 8½ Vertically.

Issued February, 1912.

These were printed from star plates and are found in pairs with two different spacings. The 2mm variety being in the minority is scarce, occurring 8 times in every 20 stamps.

There seems to have been little need for this item in coil form and quantities remained on hand at Post Offices until the increase in the letter rate in 1917 caused a sudden demand for three cent stamps. In spite of the small quantity issued they are no more desirable than the ordinary stamps of this series.

In making this coil the ordinary 400 subject sheets were perforated in the vertical spaces and then cut into 200 subject sheets along the horizontal guide lines. These part perforated sheets were pasted together side by side and fed into a coiling machine which cut the sheets into strips and reeled them on cardboard cylinders in units of 500 and 1,000 stamps. The strips of 20 had a "paste up" at each end where joined and a section of the vertical guide line showed between each tenth and eleventh stamp. One row of each ten had a plate number covered by the "paste up."

Shades,—Red violet (scarcest shade), violet, deep violet.

Varieties,—a: Spacings.

A. 2mm spacing.

B. 3mm spacing.

b: Position Pairs.

#426—Three Cent, Violet. Washington. Watermarked USPS. Perf. 10.

Issued September 18, 1914.

To increase the strength of the perforations which had been running 12 to 2cm and found to be too brittle when handled, a reduction in the number of holes cut to each 2cm was decided upon and the 10 gauge perforation was used. This gave collectors a new variety which remained in use for over two years.

The 3 cent star plates having become obsolete before the change in perforations took place, there are no longer any spacing varieties in this denomination. All plates used had only a number. The War had its effect on the colors of this stamp and it is found in a wide range of shades. On some of the printings aniline dyes were used which resulted in a strong tinge of pink on the back of the stamp.

Shades,—Pale violet, violet, bright violet, deep bright violet, pale bluish violet, bluish violet, dark bluish violet, plum.

Varieties,—a: Plate number blocks.

Plates used,—

6044—48, 50, 52.

6749—51, 55, 63.

6863—68, 78, 82.

7253—54, 58, 67.

#445—Three Cent, Violet. Washington. Sidewise Coil. Watermarked USPS. Perf. 10 Vertically.

Issued September 18, 1914.

The change to perf. 10 was caused mainly by the use of coils, as the perf. 12 stamps had given trouble in the coiling machines by frequently breaking and the 8½ perforated strips altho satisfactory to the Bureau had caused users of affixing machines constant trouble as there was too much uncut space between the stamps to allow proper mechanical separation. A compromise between the two extremes, satisfactory to all concerned, was found in the perforated 10 stamps. This form of perforation having been successfully used for the lower denominations was also used on this three cent value when a new supply was perforated.

This perf. 10 coil is rapidly becoming quite scarce. The report of the Director of the Bureau of Engraving and Printing for the fiscal years ending June 30, 1915 and 1916 report the total production of three cent coils during these years as only 4,193,500. It must be taken into account that this quantity includes the perf. 8½ coils issued between July 1 and December 18, 1914, and the rotary press coils issued after February 2, 1916. The number of these two stamps would no doubt cut the given issued quantity of this stamp almost in half. The insignificance of this quantity becomes quite obvious when compared with 170,000,000 regular three cent stamps issued during these same two years. Furthermore, this stamp was mainly used for special mailing purposes such as samples and pamphlets which were sent out in large quantities by individual mailers and resulted in a limited distribution of the stamp among collectors.

Shades,—Violet, deep violet.

Varieties,—Usual sidewise coil varieties.

#456—Three Cent, Violet. Washington. Rotary Press Sidewise Coil. Watermarked USPS. Perf. 10 Vertically.

Issued February 2, 1916.

As the demand for this denomination increased for special mailing purposes it was decided to print them on the Stickney rotary press, which for almost two years had been found satisfactory for producing the lower values.

Special rotary plates of 170 subjects with 10 horizontal rows of 17 stamps each were prepared for printing this stamp. The plates being curved sidewise to fit around one half of the rotary plate bed resulted in stamps measuring $19\frac{1}{2}$ to 20mm wide instead of $18\frac{1}{2}$ to 19mm, the width of the flat bed stamps, though both were the same height. As the rotary press required a pair of plates there is always a slight groove where these meet and this causes a line of color to appear on the printed sheet after every seventeen stamps.

Like the flat plate perf. 10 coil this stamp is also becoming quite scarce. It was current for a little over a year and in that time only about four million were printed. There was rather a wide extreme in the shade which ranged from deep violet to red violet, the latter being the scarcest.

Shades.—Red violet, violet, deep violet.

Varieties.—Usual sidewise rotary press coil varieties.

#464—Three Cent, Violet. Washington. No Watermark. Perf. 10.

Issued November 11, 1916.

On July 1, 1916 a new contract went into effect under which the Bureau ordered stamp paper without a watermark, at a considerable saving. It went to press for the first time on August 22, 1916.

Most collectors were aware of a change in the paper used but as they daily expected to see the contemplated change in perforations to 11 gauge actually take place, they paid more attention to measuring the perforations than in checking the paper for watermark or rather for its certain absence. It was not expected that the new paper would be used for the perf. 10 stamps and this variety was almost entirely overlooked during the short time it was current. As a result it has become the most desirable three cent regularly issued stamp of the twentieth century.

Because of the faint watermark on the previous flat plate issue it is advisable to be *certain* that a stamp is unwatermarked before classifying it as No. 464. Frequent attempts have been made to counterfeit this variety by perforating the imperf. stamps, the latter, however, did not appear until almost a year later and are of a lighter and brighter shade. It is best to buy this stamp only from a reliable dealer. Due to its short existence it is found in only two colors.

Shades.—Violet, deep violet.

Varieties.—a: Plate Number Blocks.

b: Shifted Transfer.

A copy has been reported, plate number unknown, which shows the usual shift on the top of "CENTS."

c: Experimental Bureau Precancel.

New Orleans, La. and Springfield, Mass.

Plates used.—

7253—54, 58, 62, 66, 67, 72, 74.

#483—Three Cent, Violet, Washington. No Watermark. Imperf.

Issued October 13, 1917.

This stamp is listed by catalogers as the imperforate variety of the perf. 10 unwatermarked group but as it was not issued until some months after all flat plate perforating machines had been changed to perf. 11 it really belongs to the next issue. However, to avoid confusion we will follow the catalog numerical sequence for this variety, especially as an imperforate stamp is usually classified by the changes in design and paper rather than by perforation grouping.


Three cent stamps had never been used in large quantities until the fall of 1917 when the postage rate was increased to three cents, effective November 2, 1917. This meant the printing of these stamps in the quantities usual for the two cent denomination and as the Government was having trouble with the quality of the printing ink obtainable at this time, which caused a rapid deterioration of the plates it was decided to prepare a new die in which the shading lines would be strengthened and would produce plates capable of increased production. The first printing of plates from the recut die, known to philately as Type II, was January 10, 1918, and the stamps were issued January 29, 1918.

There are various differences between the two types and in the interest of a clearer understanding we have compared each type. (Illustrated).

Type I.

1. The top line of the toga from the front of the neck to the button and the outline of the button are very weak. The top part of the cross hatching lines are much thinner than the lower part, with the top of the fifth cross line missing entirely.
2. Two shading lines under point of the chin are deep and prominent.
3. The line between the lips is thin.
4. The lock of hair behind the ear is formed at the bottom by two lines of shading, the lower one being considerably shorter than the other one.
5. The hair lines above the ear and slightly to the right form an arrowhead.
6. The outline of the inner oval forms a solid line at the bottom.

The eye on Type I is light, the eye-brow just barely shows up even on heavily inked copies.

**Type II.**

1. The top line of the toga and the outline of the button are heavy. The cross hatching lines are heavy and uniform with the fifth line appearing as it should.

2. The shading lines under the point of the chin have been modified and the two lines do not stand out quite so prominently as in I.
3. The line between the lips is heavy and thick, tending to slope down. It is shaded heavily at the corner of the mouth.
4. The two lines that form the lock of hair behind the ear have now been lengthened, with the lower line made longer than the upper one.
5. The arrowhead has been eliminated by the joining of the hair lines.
6. The outline of the inner oval is very weak and broken entirely in places from directly under the button to the hair braid.

The eye on Type II is much heavier and appears to have been touched up a bit as it does not have the same lines as I.

The difference in the strength of the master die produced a different color effect in the finished stamps issued from the two types of plates, the stamps from Type I being considerably lighter.

Shades,—Type I —Light violet, violet.

Type II—Bright violet, deep violet.


Varieties,—a: Usual imperf. sheet varieties.

b: Double Transfer, Type I.


Stamp # 15 of the upper left pane of plate 8129 shows an unusually prominent double transfer. Almost the entire design is doubled downward showing added lines particularly prominent in the top and bottom label, around the vignette circle and below the bottom frame line. Due to the removal of the previous entry, the lower left corner of the bottom and left frame line are distinctly defective. (Illustrated).




15 U. L. 25 U. L.
8129. 8131.



Type I
Double
Transfers.



26 U. L. 27 U. L.
8131. 8131.



The upper left pane of Plate 8131 shows double transfers in stamps 25, 26 and 27. (Illustrated).

c: Defective Transfer, Type I.

Stamp #16 of the upper left pane of Plate 8131 shows a marked defective transfer in the lower right corner. This is no doubt due to the tapping up of the plate to remove the double transfers mentioned above.

d: Double Transfer, Type II.

A left plate number block from Plate 8456 shows a double transfer on the stamp below the plate number copy. The doubling is entirely in the top label and shows a strong western displacement. (Illustrated).

Another stamp of this type shows a double transfer almost identical, being also entirely in the upper label. This double, however, is upward as well as westward. (Illustrated).

**Type II
Double
Transfers.**

Plates used,—

Type I.

7272.

8091.

8120—21, 23, 26, 28, 29, 30, 31, 32, 34, 35, 37, 38, 40, 41, 42, 43, 44, 46, 61,
92, 95, 96, 97.

Type II.

8204—09.

8308—10, 16, 17, 19, 25, 30, 38, 51, 52, 54, 55, 56, 57, 58, 62, 64, 65, 66, 71, 86.

8456—62, 73, 76.



Left Pane 8456.



Position Unknown.

**#493—Three Cent, Violet. Washington. Rotary Press Sidewise Coil.
No Watermark. Perf. 10 Vertically.**

Issued July 23, 1917.

After experimenting with various perforations for coil stamps it was found that the 10 gauge was the best suited for this style of work and no change was made in the wheels of the machines perforating the stamp sheets to be used on the coiling machines at the time the other machines were changed to perf. eleven for the ordinary stamps. As the demand for the three cent denomination was still comparatively small, it was almost a year after the first use of unwatermarked paper before this stamp was issued.

During November 1917 letter rates were increased from two to three cents per ounce or fraction thereof, the demand for the latter value was tremendous and to prevent too rapid deterioration of the plates the new master die known as Type II was used, stamps from these plates were first issued February 4, 1918. (See description of No. 483).

They were issued in a much greater quantity than any previous three cent coil and are still quite common, though Type I is rarer than Type II. A wider range of shades is found than in any previous three cent coil.

Shades,—Type I—Reddish violet, violet, dull violet.

Type II—Violet, dull violet, grey violet.

Varieties,—a: Usual rotary press coil variety.

b: Defective Transfer.

A copy of this coil has been seen with a marked defective transfer which shows the design particularly deficient in the shading below the letters "CEN" of "CENTS" and a poorly defined frame line at the bottom. (Illustrated).



Defective Transfer.

**#489—Three Cent, Violet. Washington. Rotary Press Endwise Coil.
No Watermark. Perf. 10 Horizontally.**

Issued October 10, 1917.

This is the only endwise coil of the three cent stamp and it was not issued until a short time before the increased postal rates went into effect and some time after the sidewise coil. It was in little demand and did not have many printings, master die Type I being used for the entire output. Being a new variety it was generally collected and is still quite common.

Shades,—Dull violet, violet.

Varieties,—a: Usual endwise rotary press coil varieties.

b: Shifted Transfer.

On the stamp immediately above the joint line there is a "back shift," the doubling being at the top instead of the bottom. There is an added line above the top frame line and above the top shading line.

A strip of this coil shows several of the usual shifts in the three stamps just above the joint line. The strongest of these shows the four lowest shading lines doubled and shows as well added lines at the top of "CENTS" and the tops of both numerals.


c: Defective Transfer.

The stamp above a joint line shows a marked defective transfer of the right frame line in the lower right corner.

d: Double Transfer.

The stamp above a joint line shows an upward double transfer. (Illustrated).

Double Transfer.



#501—Three Cent, Violet, Washington. No Watermark. Perf. 11.

Issued March 23, 1917.

Because of the frequent complaints against the perf. 10 stamps it had been decided to change to eleven. An experimental printing of the two cent stamp perf. 11 in 1915 had proven satisfactory but this change was deferred until the old perforating wheels had become worn out. This did not occur until early in 1917 and most of the lower values were issued the same day that this stamp appeared.

The change in letter postage rates caused this variety to be the principal stamp used from the end of 1917 through July 1919 and it was printed in larger quantities than any previous three cent stamp. The heavy demand, plus the poor quality of ink obtainable, caused the use of the new master die.

These Type II die stamps were first issued in perforated form on January 15, 1918. The differences of Type I and II have been fully explained under the imperforate variety No. 483, and need no further comment. This latter type was current for a much longer time and is less desirable than Type I though neither are scarce.

Due to the Bureau's difficulty in obtaining proper ink this stamp is found in a widely scattered range of colors and being in continuous use for a period of about five years it is quite common in all shades except the reddish violet. Due to the use of aniline ink this stamp is also found with a pink back.

In an effort to increase the output of three cent stamps, the Bureau prepared a 10 subject transfer roll in the same manner as that described under Two Cent, No. 499. Unlike the two cent however, there seems to be no evidence of any variation in the design and only the plate numbers are evidence of the

use of this multiple die. After 4 plates had been made, the Bureau discontinued this method and returned to the usual practice, entering one subject at a time.

Shades.—Pale reddish violet, reddish violet (with and without pink back), pale red violet, red violet, light violet, deep violet, dark violet, very dark violet.

Varieties.—a: Types I—II.

b: Plate number blocks of the 10 subject die.

c: Imperf. horizontally, Type I.

Half a pane of this stamp was found imperf. horizontally.

Type II. A strip of 10 and a half sheet imperf. horizontally were found in the Denver Post Office in March 1918 carrying plate number 8206. Twenty copies of a similar variety were also found in Michigan.

d: Double Transfer.

Plate 8129 and 8131 described and illustrated under the imperf. issue #483 were also used for this stamp.

Plates used.—

Type I.

7253—54, 58, 62, 66, 67, 72, 74.

8091—92, 93, 94, 99.

8100—01, 02, 03, 04, 05, 06, 18, 19, 20, 21, 22, 23, 26, 27, 28, 29, 30, 31, 32, 33, 34, 35, 36, 37, 38, 39, 40, 41, 42, 43, 44, 45, 46, 47, 48, 49, 56, 57, 58, 59, 60, 61, 63, 92, 93, 95, 96, 97, 98, 99.

8204—06, 07, 08, 09, 10, 15, 21, 22, 23, 24, 25, 30, 32, 35, 36, 41, 42, 43, 46, 49, 52, 53, 54, 55, 56.

Type II.

8262—63, 64, 65, 66, 67, 68, 71, 73, 74, 77, 78, 79, 80, 83, 84, 85, 86, 87, 88, 89, 90, 91, 92, 93, 94, 95, 96, 97, 98, 99.

8300—05, 06, 07, 08, 09, 10, 11, 12, 13, 14, 15, 16, 17, 18, 19, 20, 21, 22, 23, 24, 25, 30, 38, 51, 52, 53, 54, 55, 56, 57, 58, 59, 62, 63, 64, 65, 66, 67, 71, 86.

8456—62, 73, 76, 81.

8866—67, 68, 69 (Ten Subject Die).

8903—04, 05, 06.

Plates not used.—

Type I.

8162.

Type II.

8272.

8466.

8530—43, 44, 45.

#501-g-h—Three Cent, Violet. Washington. Booklet. No Watermark. Perf. 11.

Issued October 17, 1917.

This is the first three cent booklet issued by the United States Post Office and like the endwise coil No. 493 owes its existence primarily to the change in rates. Poor quality ink which ruined the plates faster than they could be replaced, plus the large demand for this stamp in booklet form, necessitated the use of the new Type II die, this latter type being issued February 25, 1918. As in its other form the stamp in the earliest type is harder to obtain than Type II, and the reddish violet shade the most desirable.

Shades.—Reddish violet, violet, deep violet.

Varieties.—a: Usual 360 subject position panes. (See One Cent #331).

Plates used.—

Type I.

8095—96, 97, 98.

Type II.

8331—32, 33, 34.

8448—49, 52, 60.

9129—30, 37, 38.

#529—Three Cent, Violet. Washington. Offset Printing. No Water-mark. Perf. 11.

Issued March 23, 1918.


This was the first offset postage stamp printed by the Bureau and was issued in an emergency caused by the tremendous increased demand for the three cent denomination. Inferior ink had ruined the intaglio plates faster than the Bureau could make them in spite of the recut design, and to keep up with the demand the Postal authorities gave the Bureau permission to print stamps by the offset method, for which plates could be made very rapidly. Due to the speed with which these stamps were made and sent out plus a lessening of the usual careful inspection and consequent nondestruction of defective stamps, collectors will find this issue a rich field for study.

When the offset method is used, the light and dark parts of the design have to be more accentuated than on the engraved stamps, and for the first model for the 3 cent offset an enlarged print of Die I was cleaned and strengthened, and the head materially re-touched.

The following are the most obvious changes from the original die I, which resulted in the Type III stamps. (Illustrated).

- (a) The shading of the jaw has been so changed that a pronounced double chin is produced.
- (b) The middle vertical line in the button is broken.
- (c) The upper line of the drapery fold at the front of the neck is much stronger.
- (d) The lines in the toga cord are alternating thick and thin, with the fifth cross line from the bottom of the vignette missing.
- (e) Numerous lines have been added to the top of the head and hair especially over the ears.
- (f) The shadow of the eye nostril and jaw have been deepened.
- (g) There is a complete inside frame line around the bottom right side of the vignette.

The Type I die proof used for Type III of the offset was not as sharp as the Type II then in use, and as the result was not entirely satisfactory, it was decided to make a new master negative using an impression of die II as a model.



On June 1, 1918, a print from an enlarged negative of Die II was made, cleaned and touched up in the same manner as from Type I print. This resulted in what is known to philately as Type IV, and was first used on plate 8720 and on all others bearing higher numbers. This new type went on sale July 15, 1918, and having a longer life as a current stamp is easier to obtain than Type III.

In preparing the glass master positive for Type IV, the single subjects were made $\frac{1}{4}$ mm shorter and slightly narrower than of Type III. Type III

was made up with a standard $2\frac{3}{4}$ mm spacing between stamps while Type IV had the same vertical spacing but the horizontal gutters were 3mm.

In touching up the enlarged print of Die II the eye, nostril and mouth were completely redrawn, while the shading of the jaw, which in Type III consisted only of horizontal lines, was cross-hatched by diagonal lines. The following changes easily classify Type IV stamps:

- (a) The shading below the jaw has been altered so that the noticeable double chin has almost disappeared.
- (b) On the bottom of the toga the center line is unbroken with a dot in its center, the line at the right and left of the center line is broken.
- (c) All six cross lines on the toga fold are heavy.
- (d) While in Type III there is a distinct line of color between the "P" and "O" of "Postage" in Type IV these two letters are joined.
- (e) The inside frame line around the bottom right side of the vignette between the lines of the toga fold and wig are not enclosed as in Type III.

These stamps were printed only from 400 subject plates, four plates had been made up for 1600 subjects but these never went to press. On the first two plates the numbers appeared between the fifth and sixth rows of stamps in each position on the sheet and from these a variety exists with the plate number divided by a perforation, on the others they were normal, adjacent to the fifth stamp from each corner.

The last printing of three cent stamps by the offset method was March 23, 1919, exactly one year after their first appearance.

Many "double prints" have been found on these stamps although those printed on both sides are extremely rare. The following comment from *Philatelic Classics* clearly indicates how some of these double prints occurred and why they are so numerous:

U. S. 1918 3c PURPLE, DOUBLE PRINT.

L. J. Seely gives the following interesting account of the find of this variety:

"About 1918 when we had the three cent rate for single letters, I went to our local post office to buy a sheet of the three cent stamp. I noticed that the guide line and the plate number at the bottom were doubled and that all the stamps but one row were also doubled, and I asked permission to go through the stock. This was agreed.

There were about 50,000 stamps on hand and I sorted between thirty and forty sheets all showing this double impression. I was rather interested in the matter and as I had political connections in Washington I got letters that would place me in contact with the right men and eventually I got permission to go through the plant and to watch the printing.

I talked to the foreman and said, "It is funny how you get the double impression by the machine slipping." The foreman said, "It does not," and I said, "Your Superintendent says it does." The foreman then said, "As a matter of fact we were working on high pressure, working all night long to get these three cents out and I found that the sheets were coming through so lightly inked that you could not even see an impression on it." I then told the boys, "Don't waste that paper, stick them in and run them through again," and this we did. I do not know how many sheets there were but it was a great many and you can find offsets to the right or to the left, up above and below, the first impression being very pale lilac with the deeper purple over it." (Author's Note. The Superintendent was also right. See 2 Cent # 526).

Shades.—Light violet, violet, greyish purple, dark greyish purple, light purple, purple, deep purple.

Varieties.—a: Plate number block.

A. Plate number perforated between. (Plates 8370 and 75).

B. Normal plate number block.

b: Double Impression, Type III and IV.

c: Printed on both sides, Type III and IV.

d: 400 Subject glass positive flaw, Type IV.

A blister on the 400 subject negative caused a defect on stamp # 6 of the upper right pane which occurs on all three cent plates, Type IV, from 8720 through 9270. This blister consists of a trian-

gular purple section directly under the "S" of "U. S." cutting through the two white lines of the background and cutting off the top of the left hand leaf of the wreath. This variety is below the plate number stamp of the upper right pane. (Illustrated).



Blister on Negative.

Stamp
#6
Upper
Right
Pane
Type IV.



Blister Retouched.

Stamp #6 of the upper left pane (stamp to the right of the plate number copy) also shows a constant flaw in the upper right part of "T" of "POSTAGE." These two flaws clearly indicate the position of top plate number blocks.

Position 8 of numerous upper left panes shows a spot above the "TA" of "POSTAGE." This has been seen in strips from numerous plates and is almost certain to be a flaw in the 400 subject negative. It has been reported from plate 9666 as well as numerous others.

e: Plate Flaw Recut.

The blister on stamp #6 of the upper right pane from plates 8720 through 9270 was corrected by recutting on plate 9274.

f: Flaw retouched.

Beginning with plate 9278 and later plates from the same 400 subject positive show the blister mentioned above corrected by having extra lines painted on the glass plate which partially corrects this flaw. This results in a rough and wavy shading line above the leaf with the tip of the leaf missing. (Illustrated).

A smaller flaw occurred in the lower part of the "S" of "U. S." while the 400 subject positive was being made. In order to conceal the defect, the stamp in question was retouched and resulted in the "S" without a serif at the bottom and the tail end of the letter running off in a straight line. This was first reported on plate 8738 (Type IV) and has also been found on plates 8739, 8742, and 8787. It is therefore likely that this variety is constant on plates made with this 400 subject positive. The variety is found in a bottom block of six and is directly to the right of the stamp above the plate number. It is therefore either 96 lower left or 97 lower right. (Illustrated).



Damage on 400 Subject Positive.

"S" in "U. S." without serif.

Normal "S" in "U. S."

It is likely that efforts were made to retouch this damaged "S" as two other variations have been found on this same position. Plate 9074 shows an attempt to correct the "S" by adding a slight curve to the tail of the "sans serif" part of the letter. Plates 9592, 9626 and 9930 show a marked curve added to the tail of the letter with the period between the "U" and "S" mutilated at the left.

Plates used,—

Type III—400 subjects.

8370—75, 76, 79, 80, 81, 82, 83, 84, 85.

8411—12, 13, 14, 15, 17, 18, 20, 21.

8554—56, 57, 58, 59, 60, 61, 62, 63, 64, 65, 67, 68, 69, 72, 73, 74, 78, 79, 80,
81, 82, 83, 84, 85, 86, 87, 88, 89, 90, 91, 92, 93, 96, 97, 98, 99.

8600—01, 02, 04, 05, 06, 07, 08, 09, 10, 11, 12, 13, 14, 15, 16, 17, 18, 19, 20,
21, 22, 25, 26, 27, 28, 29, 30, 31, 32, 33, 34, 35, 36, 37, 39, 40, 41, 42,
43, 44, 45, 46, 47, 48, 49, 50, 51, 52, 53, 54, 55, 56, 57, 58, 59, 60, 61,
62, 63, 64, 65, 66, 67, 68, 69, 70, 71, 72, 74.

8700—17.

Type IV—400 subjects.

8720—21, 22, 23, 24, 25, 26, 28, 30, 31, 32, 33, 34, 35, 36, 37, 38, 39, 40, 41,
42, 43, 44, 45, 46, 47, 48, 49, 50, 51, 52, 54, 55, 56, 57, 59, 60, 61, 62,
63, 64, 65, 66, 69, 70, 72, 73, 74, 75, 76, 77, 78, 79, 80, 81, 82, 84, 85,
86, 87, 88, 89, 90, 91, 92, 93, 94, 95, 96, 97, 98, 99.

8800—01, 02, 03, 04, 05, 08, 09, 10, 11, 12, 13, 14, 15, 16, 17, 18, 19, 20, 21,
24, 25, 28, 29, 30, 31, 32, 33, 34, 35, 36, 37, 38, 39, 40, 41, 42, 44, 45,
46, 48, 52, 53, 54, 55, 56, 57, 59, 60, 61, 62, 63.

8955—56, 58, 59, 61, 62, 63, 65, 66, 67, 68, 69, 70, 71, 72, 73, 74, 75, 76, 77,
78, 79, 80, 81, 82, 83, 85, 86, 87, 88, 89, 90, 91, 92, 95, 96, 97, 98, 99.

9000—01, 02, 03, 04, 05, 06, 07, 08, 09, 10, 11, 12, 13, 14, 15, 16, 17, 18, 19,
20, 21, 23, 24, 26, 27, 28, 29, 30, 33, 34, 35, 36, 37, 38, 39, 42, 44, 45,
46, 47, 48, 50, 51, 52, 55, 56, 57, 58, 59, 61, 62, 63, 64, 65, 66, 69, 71,
72, 73, 74, 75, 77, 78, 79, 80, 81, 82, 83, 84, 85, 86, 87, 88, 89, 90, 91,
92, 93, 94.

9251—52, 53, 54, 55, 56, 63, 65, 68, 70, 74, 75, 78, 79, 80, 81, 86, 87, 88, 89,
92, 93, 94, 95, 96, 97, 98.

9300—01, 02, 03, 04, 05, 09, 10, 11, 12, 13, 14, 23, 24, 25, 26, 27, 30, 31, 32,
33, 34, 35, 36, 37, 38, 39, 40, 41, 42, 43, 44, 46, 47, 48, 49, 50, 51, 52,
53, 54, 55, 56, 57, 58, 59, 60, 61, 62, 63, 65, 66, 67, 68, 69, 71, 72, 73,
74, 75, 76, 77, 78, 79, 80, 81, 82, 83, 84, 85, 86, 88, 89, 90, 91, 92, 93,
94, 95, 96, 98.

9405—06, 07, 08, 82, 83, 84, 85, 90, 91, 92, 93, 94, 95.

9500—01, 02, 03, 04, 05, 06, 07, 12, 13, 14, 29, 30, 31, 32, 33, 34, 35, 36, 37,
38, 43, 44, 45, 46, 47, 48, 49, 50, 53, 54, 59, 61, 62, 66, 72, 73, 74, 75,
76, 77, 78, 79, 80, 81, 83, 85, 86, 87, 88, 89, 90, 91, 92, 93, 94, 95, 96,
97, 98, 99.

9600—01, 02, 03, 04, 05, 06, 07, 08, 09, 11, 12, 13, 14, 15, 16, 17, 18, 19, 20,
21, 22, 23, 24, 25, 26, 27, 28, 29, 30, 31, 32, 33, 34, 35, 36, 37, 38, 39,
46, 47, 48, 49, 50, 51, 52, 53, 54, 55, 56, 57, 58, 59, 60, 66, 67, 68, 69,
70, 71, 86, 87, 88, 89, 90, 91, 95, 96, 97.

9704—05, 06, 07, 08, 09, 26, 27, 28, 29, 30, 31, 32, 33, 84, 85, 86, 99.

9800—01, 13, 14, 15, 16, 32, 45, 46, 47, 48, 49, 50, 51, 52, 53, 54, 55, 56, 57,
58, 63, 64, 65, 66, 67, 68, 82, 83, 84, 85, 86, 87, 88, 89, 98, 99.

9900—01, 03, 04, 05, 10, 11, 12, 13, 22, 23, 24, 25, 26, 27, 30, 33.

Plates not used,—

Type III—400 subjects.

8410—16, 19.

8555—66, 70, 71, 75, 76, 77, 94, 95.

8603—23, 24, 38, 73, 75, 76, 77, 78, 79, 80, 81, 82, 83, 84, 85, 86, 87, 88, 89,
90, 91, 92, 93, 94, 95, 96, 97, 98, 99.

8701—02, 03, 04, 05, 06, 07, 08, 09, 10, 11, 12, 13, 14, 15, 16, 18, 19.

Type IV—400 subjects.

8727—29, 53, 58, 67, 68, 71, 83.

8806—07, 22, 23, 26, 27, 43, 47, 49, 50, 51, 58, 64, 65.

8957—60, 64, 84, 93, 94.

9022—25, 31, 32, 40, 41, 43, 49, 53, 54, 60, 67, 68, 70, 76.

9264—69, 71, 72, 73, 76, 77, 99.

9345—64, 70, 87, 97.

9409.

9528—51, 52, 60, 63, 64, 65, 67, 68, 69, 70, 71, 82, 84.

9610—44, 45, 65.

9734—35, 37, 38, 39, 40, 41, 42, 43, 44, 45, 46, 47, 48, 49, 50, 51, 52, 57, 58,
59, 60, 61, 62, 69, 70, 71, 75, 76, 77, 93, 94, 95, 96, 97, 98.

9831—33, 34, 35, 36, 62, 69, 80, 81.

9902—28, 29, 31, 32, 34, 35, 36, 37, 38, 39, 40, 41, 42, 43, 44, 45, 46, 47, 55,
56, 57, 58, 59, 60, 61, 62, 63, 64.

13688.

Type IV—1600 subjects.

9736.

9914—15, 48.

#535—Three Cent, Violet. Washington. Offset. No Watermark. Imperf.

Issued October 5, 1918.

This stamp was only issued from Type IV plates and made especially for The Mail-O-Meter Company, the one remaining manufacturer of private coils, this company used the Schermack III slot perforation at that time. These stamps were obtainable in sheets at certain Post Offices and thus saved for philately, but as this was a much smaller issue than of the perforated variety they are more difficult to find.

Shades,—Purple, deep purple.

Varieties,—a: Usual imperf. position blocks.

b: 400 subject negative flaws.

The flaws on the 400 master positive noted under # 529 are all known to exist on the imperf. stamps.

c: Double print.

Double prints on these imperf. are considerably scarcer than on the perforated issue.

Plates used,—

8781—87.

9019—23, 24, 48, 50.

9255—56.

9323—24, 31, 32, 33, 34, 84, 85, 86, 91, 93.

9926.

#541—Three Cent, Violet. Washington. Rotary Press Coil Waste. No Watermark. Perf. 11x10.

Issued June 14, 1919.

These, like the one cent and two cent, were issued in sheets of 170 subjects from printings originally intended for sidewise coils but because of defects and short lengths could not be used for that purpose. The sheets had been perforated horizontally by the 10 gauge coil perforating machines, and to adapt them for use as sheet stamps they were put through the 11 gauge flat plate perforating machines for the horizontal perforations. These stamps were all sold at the New York Post Office but as the three cent denomination had by this time resumed its inconspicuous place in the postal needs the distribution was wide spread and only a comparatively small number fell into collectors' hands. This variety is scarcer than the ordinary varieties of the one cent and two cent compound perf. coil waste.

These are all from later plates and exist only in Type II. An open star is found in the upper left hand corner of the plates followed by the plate number. Where the curved plates meet at the end of each seventeen stamps a color line appeared, generally at the sides of these one hundred seventy sheets. However, due to faulty separating of the rolls into sheets this vertical line is occasionally found somewhat nearer the center, line blocks are therefore available.

Shades,—Violet, grey violet.

Varieties,—Position blocks as mentioned above.

Plates used,—

8454—82, 83.
 8923—24, 49, 50, 51.
 9107—08, 09, 10, 33, 34, 35, 36, 43, 44, 45, 46.

Quantity issued,—

These 3 Cent stamps are known throughout their many changes as "Series of 1908" and are so listed in the following reports of the Director of the Bureau of Engraving and Printing, giving the quantities issued to Postmasters during the fiscal years ending June 30:

	3 Cent	Coils	Booklets
1909.....	29,210,752
1910.....	60,696,900
1911.....	68,871,439
1912.....	67,439,299	10,000*
1913.....	61,265,600	1,008,000
1914.....	80,212,797	1,227,800
1915.....	90,204,200	1,997,500
1916.....	108,223,097	2,946,000
1917.....	126,713,394	2,196,000
1918.....	3,998,617,200	3,338,500
1919.....	3,873,252,991	600,432,500	118,110,240
1920.....	85,164,791	561,246,000	215,817,120
1921.....	73,613,900	1,744,500
1922.....	73,962,240	3,476,500
1923.....	126,338,200	6,622,980
1924.....	24,048,651	7,632,000
1925.....	6,241,500
		306,000
Total.....	8,947,835,451	1,200,425,780	333,927,360

THE FOUR CENT STAMPS GROUPED

#334—Four Cent, Brown. Washington.
 Watermarked USPS. Perf. 12.

Issued December 24, 1908.



When the master die of this design was first made, the denomination was in words as in the lower values but before any plates were made numerals of value were substituted.

Except for the difference in the numerals of value and the color this stamp is the same in design as the three cent, and like the latter continued in use until 1923. The four cent stamps are easier to understand than the lower values as there were fewer methods of printing employed and but one master die was used.

As occurred with the lower values this stamp was printed from star plates as well as those with standard spacing. Although the 3mm spaced blocks outnumber the narrower ones from the star plates they are more desirable as they were from the later printings and most of the stamps saved seem to have been from the standard 2mm spaced plates.

Shades,—Orange brown, light brown, brown, dark brown.

*Authors Note: The 3 Cent Coil #389 having been made especially for one consumer was not separately listed by the Bureau but included in the total of ordinary stamps. We have changed their figures to read as listed above.

- Varieties.**—a: Spacings.
 b: Plate number blocks.
 A—Imprint and number.
 B—Imprint, star and number.
 c: Shifted Transfer.

Copies have been seen showing the "usual" shifts; added lines at the bottom of the vignette circle, the top of "CENTS" and the shading lines at the bottom.

Plates used.—

- a: Imprint and number.
 4932—33, 34, 35.
 b: Imprint, star and number.
 5132—38, 46, 58, 99.
 5212—17, 26.
 5405—06, 07, 08, 15, 17, 22, 26.

#346—Four Cent, Brown. Washington. Watermarked USPS. Imperf.

Issued February 25, 1909.

Like the lower values this imperf. variety was produced especially for manufacturers of private coils and most of the available supply was used by them for automatic vending machines. It was the only four cent stamp in this group appearing in this form and the quantity was much smaller than any of the lower values, the report of the Third Assistant Postmaster General for the fiscal year of 1909 states that only 311,700 had been issued up to October 9th of that year. As in the perforated variety the wider spaced blocks of four are scarcer than those having the 2mm spacing.

The copies that reached philatelic hands were obtained in the following manner: a New York stamp dealer placed an order with the Main Post Office New York for 10,000 copies, this number being the necessary minimum, but his request was refused on the ground that the Post Office could not lend itself to a scheme of securing stamps especially for sale to philatelists. This dealer, however, was able to secure his order through another Post Office and then sold them at 25% over face. Other New York dealers immediately besieged the New York Postmaster for this imperforate stamp but received the information that they "did not exist." However, when this Postmaster learned that the dealer for whom he had refused to order the stamps had obtained them elsewhere and was selling them at 25% above face he put through an order for 10,000 copies and sold these to both dealers and collectors. It is certain that at least 20,000 of these stamps reached philatelists and undoubtedly some of those ordered by private coil manufacturers were also acquired, but as the entire output was rather limited the imperforate blocks of four are easily worth considerably more than the perforated variety.

Shades.—Orange brown, brown, dark brown.

- Varieties.**—a: Spacings.
 b: Plate number blocks.
 c: Usual imperf. sheet varieties.
 d: Private coils.
 A—Schermack III.
 B—Mail-O-Meter III.
 C—Brinkerhoff II.
 D—U. S. Automatic I—II—III.
 e: Shifted Transfer.

Two shifts similar to the usual shifts on the One and Two Cent stamps have been found. One unusual shift has been located on plate 5199.

Plates used,—

- a: Imprint and number.
4932—33, 34, 35.
- b: Imprint, star and number.
5199.
5212—17, 26.
5405—06, 07, 08.

#354—Four Cent, Brown. Washington. Sidewise Coil. Watermarked USPS. Perf. 12 Vertically.

Issued February 23, 1909.

This was the first four cent coil to be issued by the Post Office Department and was used mainly for mailing advertising matter, its distribution was considerably more limited than either the one or two cent values.

Having been cut from sheets printed mainly from the star plates these stamps are found with both wide and narrow spacings between the pairs, the 3mm outnumbering the 2mm. This coil was not widely used and as only a comparatively small amount was made, pairs are becoming quite scarce.

Shades,—Orange brown, brown.

Varieties,—a: Usual Sidewise Coil Varieties. (See # 352 1-cent.)
b: Pairs with 2mm. spacing.
c: Pairs with 3mm. spacing.

#350—Four Cent, Brown. Washington. Endwise Coil. Watermarked USPS. Perf. 12 Horizontally.

Issued August 15, 1910.

These were made from regular sheets of 400 subjects perforated horizontally but being cut vertically along the longitudinal gutters between the stamps there are no spacing varieties. These strips of twenty stamps were then pasted together forming coils of 500 or 1,000. This variety was issued about a year and a half after the sidewise coil and the catalog numbers should be reversed, it was the only endwise four cent coil in this group. The use of coil stamps was still in an experimental stage, the Department making anything it was asked for in this type of issue. Though used for a shorter time than the sidewise coil it is not as rare as the narrow spaced pair of the latter issue.

Shades,—Orange brown, brown.

Varieties,—a: Usual endwise coil varieties. (See # 348—1 cent.)

#360—Four Cent, Brown. Washington. Bluish Paper. Watermarked USPS. Perf. 12.

Issued June 1909.

These stamps were printed on a special paper containing 30% rag stock in the hope that this would overcome the perforation waste due to unequal shrinkage.

The report of the Third Assistant Postmaster General for the fiscal year ending June 30, 1909, stated that the Bureau printed 4,000 copies on this experimental paper. As in the other values above the two cent they were not to have been delivered to Postmasters but through an error some sheets of 100 were packed with the ordinary paper printings and so distributed.

The printing being small the majority were used for postage and from a philatelic standpoint "never found." Copies secured by collectors ALL came

from the Government Collection at Washington in exchange for other needed varieties. Less than one hundred copies were so available and these are the only stamps that are known to have been saved.

Shade,—Brown.

Plate used,—4934.

#377—Four Cent, Brown. Washington. Watermarked USPS. Perf. 12.

Issued January 20, 1911.

To increase the strength of the paper a new watermark was used which consisted of single line Roman Capitals, one to each stamp. This gave collectors a new variety.

They were printed from star plates as well as a new type plate with a standard spacing of $2\frac{3}{4}$ mm. The latter belonged to the "A" plate group but had only a plate number. As most of the stamps issued were from the star plates the 2mm spaced blocks are more desirable, those from the standard spaced sheets being classed with the 3mm spaced blocks.

Shades,—Orange brown, brown, dark brown.

Varieties,—a: Spacings.

b: Plate number blocks.

Plates used,—

a: Imprint, star and number.

5568—69, 70, 71, 74, 75, 76, 77.

b: Number only.

6002—04, 10, 25.

#395—Four Cent, Brown. Washington. Sidewise Coil. Watermarked USPS. Perf. $8\frac{1}{2}$ Vertically.

Issued April 15, 1912.

Besides the change in watermark this stamp also differs from the previous coil in the perforation. The introduction of a special coiling machine in 1910 had necessitated a reduction in the perforations as the old type were fragile and frequently broke. This new perforation, $8\frac{1}{2}$ for each 2cm, was not used until the supply of four cent stamps on hand at the Bureau became exhausted. The demand being small the new coil was not issued until almost two years after the coil stamps of the lower values.

Star plates were used for making these coil stamps and the 2mm spaced pairs are in the minority. The line varieties are always 2mm spaced pairs.

Shades,—Brown, dark brown.

Varieties,—a: Spacings.

b: Usual sidewise coil varieties.

#427—Four Cent, Brown. Washington. Watermarked USPS. Perf. 10.

Issued September 7, 1914.

The sheets perforated 12 having been found to be very weak by large users of stamps especially in affixing blocks for Parcel Post, the Bureau decreased the number of perforations to 10 for each 2cm. This left more uncut space between the stamps and gave the sheets additional strength, incidentally giving collectors a new variety.

The star plates used for the previous issue having become obsolete these stamps were printed from new plates having a standard $2\frac{3}{4}$ mm spacing between stamps. The increasing demand for this value caused frequent printings during the two years it was current and it is found in a wide range of shades.

Shades.—Yellowish brown, orange brown, brown, dark brown.

Variety.—Plate number block.

Plates used.—

- a: Number only.
 6002—04, 10, 25.
 6728—29, 30, 32.
 7263—69, 73, 76.
 7606.

#446—Four Cent, Brown. Washington. Sidewise Coil. Watermarked USPS. Perf. 10 Vertically.

Issued October 2, 1914.

Whereas the perf. 12 coil was too fragile those perforated $8\frac{1}{2}$ were found too hard to separate for satisfactory use in stamp affixing machines. A compromise of 10 was tried and proving satisfactory for both makers and users was adopted. Unlike the one and two cent coils this four cent stamp was not issued until after the sheet stamps with this type of perforation had been introduced and as the plates were the same for both perf. and coil stamps no spacing varieties exist. This was the last four cent coil made from regular sheet plates causing a "paste up" every twenty stamps.

Shades.—Yellowish brown, brown.

Varieties.—Usual sidewise coil varieties.

#457—Four Cent, Brown. Washington. Rotary Press Sidewise Coil. Watermarked USPS. Perf. 10 Vertically.

Issued February 18, 1916.

The use of the rotary press for printing coil stamps of the one and two cent denominations having been found satisfactory, it was adopted for other values as the reserve supply at the Bureau became low.

This stamp being curved sidewise on the plate it is $19\frac{1}{2}$ to 20mm wide instead of the usual $18\frac{1}{2}$ to 19mm, but is the same height as the ordinary stamp. Having been printed on 170 subject plates there is a line after every seventeenth stamp, formed by the crevices where the two plates join on the rotary press.

Though not replaced by the unwatermarked variety for about twenty months the quantity of this stamp saved for philately was comparatively small and copies have become quite scarce. Care should be taken to properly classify a perf. 10 four cent coil as the spacing of the single line watermark is such that on some single copies only a very small portion of the watermark appears. This variety is more desirable than the 4 cent sidewise coil of the later issue on unwatermarked paper.

Shades.—Light brown, brown.

Varieties.—a: Usual Sidewise Rotary Coil Varieties.

b: Cracked Plate.

The stamp to the right of a joint line shows a strong vertical crack. (Illustrated).



#465—Four Cent, Brown. Washington. No Watermark. Perf. 10.

Issued October 7, 1916.

Philatelists had not anticipated the use of unwatermarked paper prior to the expected change of perforating wheels to 11 gauge, and this variety was almost entirely overlooked particularly as the watermark on the previous variety is hard to distinguish. This variety is the most desirable regularly issued perforated four cent stamp in the group. In spite of its short existence there is a marked difference in shades.

Shades.—Orange brown, brown, dark brown.

Varieties.—a: Plate number blocks.
b: Experimental Bureau Precancel.
Springfield, Mass.

Plates used.—Number only.

7331—48, 62, 72.

#495—Four Cent, Brown. Washington. Rotary Press Sidewise Coil. No Watermark. Perf. 10 Vertically.

Issued October 19, 1917.

Having appeared almost six months after the change to 11 perforations for flat plates, this stamp is actually a coil variety of the later issue. However, for convenience in cataloging and correct spacing in printed albums, this stamp is listed with the one cent and two cent coils as part of the perf. 10 unwatermarked issues, and to prevent confusion on the part of collectors we will do likewise. The coil perforating machines were not changed from the perf. 10 gauge for this unwatermarked paper issue, nor have they been changed to date.

Shades.—Orange brown, brown.

Varieties.—a: Usual Sidewise Rotary Coil Varieties.
b: Cracked Plate.
The plate containing the vertical crack as described under #457 was also used for this issue.

#503—Four Cent, Brown. Washington. No Watermark. Perf. 11.

Issued March 23, 1917.

After a wait of almost two years the much talked of perf. 11 stamps finally appeared, the lower denominations being issued late in March 1917.

The four cent stamp was not used in great quantities and it was not necessary to print them from the emergency offset plates. They remained current on unwatermarked paper, perf. 11, for almost six years and appeared in a wide range of shades, the yellow brown being the most desirable, though none is scarce.

Shades.—Yellow brown, orange brown, dark brown.

Varieties.—a: Plate Number Blocks.
b: Relief Break.

A block of four from the upper left pane, plate 13557, showed on each stamp a broken shading line in the lower jaw below the ear and caused a white spot to appear in the face.

Another break in the relief used for making the plates for this value has been found. This caused a decided thinning of the outside of the right frame line at the lower right corner of the stamp.

c: Double Transfer.

A single copy, (position unknown) shows a marked upward double in the upper part of the stamp. (Illustrated).



Upward Double



Stamp Above Plate #13571.

The stamp above a bottom plate number 13571 shows a strong downward double in the lower part of the design. (Illustrated).

Plates used,—

Number only.

7331.
7598—99.
7600—06.
7972—73, 74, 75.
8494—95, 96, 97.
8880—81, 88, 89.
10474—75, 76, 77.
12549—50, 51, 52.
13556—57, 58, 59, 69, 70, 71, 72.

Number issued,—

The quantities of the four cent stamp issued to Postmasters as reported by the Director of the Bureau of Engraving and Printing for the fiscal years ending June 30, are as follows:

	Ordinary	Coils
1909.....	37,837,282	..
1910.....	85,424,400	256,000
1911.....	96,049,509	161,000
1912.....	91,499,199	451,500
1913.....	91,351,400	1,054,000
1914.....	128,767,997	2,617,500
1915.....	142,251,700	3,761,500
1916.....	155,170,497	4,860,000
1917.....	162,649,194	6,081,500
1918.....	128,599,700	4,516,500
1919.....	115,665,694	2,210,000
1920.....	159,538,791	8,672,500
1921.....	195,686,300	13,179,500
1922.....	181,696,900	18,711,890*
1923.....	172,179,000	20,594,000
1924.....	841,000
Total.....	1,944,367,563	87,968,390

THE FIVE CENT STAMPS GROUPED

#335—Five Cent, Blue. Washington. Watermarked USPS. Perf. 12.

Issued December 19, 1908.



The original master die for this value also had the denomination in words as had the lower values. Like the three and four cent dies, this was changed to numerals before any plate was made.

*The usual quantities of coil stamps issued are always in units of 500 or 1,000. In this year the Bureau delivered 110 copies of this stamp for Specimen purposes to the Post Office Department. This is an interesting evidence of the accuracy of the Bureau's report

As in the lower values of the series this stamp was printed from both the star plates and those having the standard spacings. In the one, two, three and four cent values the 3mm spaced blocks are slightly scarcer than those with the narrower spacing. With the five cent stamp, however, the 3mm spaced block is almost a rarity, being listed in the leading catalog at fifteen to twenty times the value of the narrower spacing.

This denomination was the last of the stamps printed on double line water-marked paper to be issued from the star plates. The five cent stamps printed from star plates did not appear until a short time before the change in the water-mark occurred and were almost entirely overlooked by both dealers and collectors, who seemingly had obtained their supply of this denomination when first issued. Because of this star plate number blocks of this value on double line watermarked paper are extremely scarce. Twelve plates were used, eight of which were of the standard 2mm spacing.

Copies of this stamp have been found on a thin hard paper which when viewed from the back is slightly grey and shows the design quite clearly through the gum. These are known as "China Clay" paper which in error contained 20% china clay instead of the specified 2%. This paper was used after the "Blue Paper" experiment was found to be of little benefit. These are actually scarcer than the "Blue Paper" varieties and should not be confused with the latter which is on heavier paper and are a darker grey when viewed through the back. *The Philatelic Journal of America*, issue of February 1, 1910, reports the finding of a pane of 100, from plate 5376 which contained about 30 well centered copies. This was believed to be "Blue Paper" but as this plate had not been available for the printing of the "Blue Papers" these are certain to have been the "Clay Paper" stamps. This was the only "find" ever reported.

Shades.—Bright blue, blue, dark blue.

Varieties.—a: Spacings.

A—2mm. spaced blocks.

B—3mm. spaced blocks.

b: Plate number blocks.

A—Imprint (Bureau of Engraving and Printing) and number.

B—Imprint, star and number.

c: Clay Paper.

A—2mm. spacings.

B—3mm. spacings.

d: Double Transfer.

As eight of the plates used for this stamp were also used for # 378, it is likely that some of the double transfers reported for the later issue also exist on this five cent stamp.

Plates used.—

a: Imprint and number.

4928—29, 30, 31, 58, 59, 61, 73.

b: Imprint, star and number.

5341—76, 79, 96.

#347—Five Cent, Blue. Washington. Watermarked USPS. Imperf.

Issued February 25, 1909.

This stamp was printed only from the standard plates and no spacing varieties exist. Up to October 9, 1909, 123,700 copies had been issued, according to the report of the Third Assistant Postmaster General for the fiscal year ending June 30, 1909. These were intended primarily for use by manufacturers of private coils and as most of these were so used this imperf. stamp is more desirable than the narrow spaced perforated variety. Vending machines manufacturers discontinued the use of five cent coils at about this time and as a result it was the last five cent stamp regularly issued in imperforate condition.

Shades,—Blue, dark blue.

Varieties,—a: Usual imperf. sheet varieties.

b: Private coils.

A—Schermack III.

B—Mail-O-Meter III—IV.

C—Brinkerhoff II.

D—U. S. Automatic I—II—III.

Plates used,—Imprint and number.

4928—29, 30, 31, 58, 59, 61, 73.

**#351—Five Cent, Blue. Washington. Endwise Coil. Watermarked
USPS. Perf. 12 Horizontally.**

Issued January 2, 1909.

Coil stamps were still in an experimental stage when this variety was issued and the Post Office had not yet learned just what was needed. The demand for this type being very small it was the last endwise coil issued of this denomination. Less were issued than the sidewise coil stamps but they are no more desirable as collectors had ample time to obtain copies before the supply became exhausted, however both varieties are far from common.

Like all coils current at this time these were made from ordinary sheets perforated one way and cut into strips of twenty which were then pasted together by hand and rolled into coils of 500 or 1,000.

Shades,—Blue, dark blue.

Varieties,—Usual endwise coil varieties.

**#355—Five Cent, Blue. Washington. Sidewise Coil. Watermarked
USPS. Perf. 12 Vertically.**

Issued February 23, 1909.

Like the imperforate variety this stamp was only printed from the standard sheet with 2mm spacings.

Coil stamps were not used in any quantity during the period 1909-12, and as this denomination was issued mainly for foreign bound letters the supply on hand lasted over four years before new five cent coil stamps were of necessity issued. This small demand becomes quite obvious when one compares the quantities of five cent coils with the perforated stamps issued during the fiscal years ending June 30, 1910, 1911 and 1912. Throughout this period only 426,000 five cent coil stamps, (of both types), were issued as compared with 274,687,591 of the ordinary five cent stamps. No quantity is listed in the Bureau reports for 1909. Pairs are becoming quite desirable, especially those with guide lines.

Shades,—Blue, dark blue.

Varieties,—Usual sidewise coil varieties.

**#361—Five Cent, Blue. Washington. Bluish Paper. Watermarked
USPS. Perf. 12.**

Issued June 1909.

Only 4,000 copies of this stamp were printed on this experimental paper. These sheets by mistake were packed up with the ordinary stamps and sent out to various Post Offices. Copies were found at the Post Office in Rockford, Illinois, but being printed in blue they were not as easily identified as the other

denominations and most of them were used for postage. This, next to the four and eight cent varieties, is the rarest of the "bluish paper" varieties.

Shade.—Blue.

Plates used: No plate record is available but as only the following were current at the time, it is quite likely that some or all of these were used.

4928—29, 30, 31.

#378—Five Cent, Blue. Washington. Watermarked USPS. Perf. 12.

Issued January 25, 1911.

The introduction of a new watermark to strengthen the paper and increase its uniformity gave philatelists a new variety.

Three different groups of plates were used to print this stamp during the three years that it was current. The old type plates with the 2mm spacings were used when the stamp was first issued. Then the star plates with the 2mm and 3mm spacings were used, and later new plates were made with a standard spacing of 2 $\frac{3}{4}$ mm between the stamps. This last type of plate showed two different types of imprint, the earlier plates had an "A" and plate number and the later plates had only a plate number. The imprint blocks of the early printings from 2mm spaced sheets are the most desirable and of the last printing plate number blocks with only the plate numbers are next in popularity. The "A" and number plates were used for a longer period than the other two.

Because of the predominance of wider spaced blocks on the star plates and as the 2 $\frac{3}{4}$ mm spaced stamps are generally classified with the 3mm spacings, the 2mm blocks are more sought after.

Shades.—Light blue, bright blue, blue, dark blue.

Varieties.—a: Spacings.

b: Plate number blocks.

A—Imprint and number.

B—Imprint, star and number.

C—"A" and number.

D—Number only.


c: Double Transfer.

A block of four with 3mm. spacing between shows two double transfers on the left vertical pair. The upper stamp shows a downward double. (Illustrated).




**Double
Transfers
From a 3 mm.
Spaced Block.
Plate Number
is Unknown.**

**Upper Lower
Stamp. Stamp.**



An upward double has been found, position unknown, which shows mainly in the U. S. and above the top frame line and but slightly in the lower corners. (Illustrated).

A marked downward double transfer has been found on a single copy, (plate number unknown) which shows in the top and bottom label and below the bottom frame line.



Upward Double Transfer.

Position Unknown.

A single copy (position unknown) shows evidence of a north-east displacement of the original entry as indicated by extra lines above the top frame line at the right, in "S" of "U. S.," in "GE" of "POSTAGE," outside the center of the right frame line, in "NTS" of "CENTS" and in the right "5."

Plates used,—

- a: Imprint and number.
4958—59, 61, 73.
- b: Imprint, star and number.
5341—76, 79, 96.
5638—41, 49, 53.
- c: "A" and number.
5894—98.
5902—06.
- d: Number only.
6348—49, 52, 53.
6733—34, 36, 39.

#396—Five Cent, Blue. Washington. Sidewise Coil. Watermarked USPS. Perf. 8½ Vertically.

Issued March 1913.

During the life of the previous 5 cent coil the Government watermark on stamp paper had been changed and the perforation gauge for all coils reduced. This coil was printed on the new single line USPS watermarked paper and perforated with the then current perf. 8½, standard spaced plates being used. Greater numbers of this variety were issued than all of the previous 5 cent coils taken together. Collectors also began realizing that coils were a collectible variety, especially copies perforated 8½ which could not be found in any other type of issue. It is comparatively common.

Shades,—Blue, dark blue.

Varieties,—Usual sidewise coil varieties.

#428—Five Cent, Blue. Washington. Watermarked USPS. Perf. 10.

Issued September 14, 1914.

This stamp was printed only from plates having standard spacings and with no identifying mark other than the plate number. The watermark remained the same as the last emission, the only change being in the perforations which had been reduced from 12 to 10 to strengthen the sheets. It was current for more than two years and is found in a wide range of shades.

Some time between September 4, 1914 when the first sheet perforator with perf. 10 wheels began to be used and November 4, 1914 when the last machine set at perf. 12 had ceased perforating, some five cent stamps were perforated 12 horizontally and 10 vertically. At least five copies have been found of this variety, including one pair. According to H. M. Southgate, President of the *Bureau Issues Association*, the only plates that were being perforated between these two dates were 6733-34-36-39. This variety may be found in mint blocks from these plates.

Shades,—Light blue, bright blue, dark blue, indigo.

Varieties,—a: Plate number blocks.
b: Perf. 12x10.

Plates used,—Number only.

6733—34, 36, 39.
7016—18, 21, 22.
7235—36, 37, 38, 39, 40, 41, 42.
7622—23, 32, 33.

**#447—Five Cent, Blue. Washington. Sidewise Coil. Watermarked
USPS. Perf. 10 Vertically.**

Issued July 30, 1914.

The Post Office Department decided at this time to change the perforations to 10 for all stamps and the demand for the five cent coil stamps having greatly increased this variety was issued six weeks ahead of the ordinary perforated variety. In spite of the increase to over one million stamps per year this coil is becoming almost as scarce as No. 355 on double line watermarked paper.

It was the last five cent coil issued from 400 subject flat plates as the increasing demand for this value necessitated the discontinuance of the old fashioned paste up method for making coil stamps.

Shades,—Blue, dark blue.

Varieties,—Usual sidewise coil varieties.

**#458—Five Cent, Blue. Washington. Rotary Press Sidewise Coil.
Watermarked USPS. Perf. 10 Vertically.**

Issued March 9, 1916.

This was the last of the coils on watermarked paper to be issued from the rotary press and like the other sidewise coils was from 170 subject plates, on which the stamps were curved sidewise and were 19½mm to 20mm wide by 22¼mm high. Collectors are cautioned to check carefully when securing this variety, as it is much scarcer than the coil on unwatermarked paper that followed it. There is only one distinct shade as the great quantity printed filled the demand for a long time. It was not replaced by the unwatermarked variety for almost two and one half years after the Bureau had discontinued using watermarked paper, the reserve supply lasting during this period.

Shade,—Blue.

Varieties,—a: Usual sidewise rotary coil variety.
(See #452—1 cent).

b: Double Transfer.

A downward double transfer has been found on this coil. (Illustrated).



Double Transfer.

#466—Five Cent, Blue. Washington. No Watermark. Perf. 10.

Issued October 17, 1916.

Being current for less than six months this stamp is quite scarce. Single copies are more desirable than any of the previous ordinary five cent perforated stamps in this group and should not be confused with the stamps of the previous issue, many of which have an indistinct watermark. In spite of the short time this stamp was current it has been found in a wide range of shades.

Shades.—Light blue, bright blue, blue, dark blue.

Varieties.—a: Plate number blocks.
b: Experimental Bureau Precancels.
Springfield, Mass.

Plates used.—Number only.

7622—23, 32, 33.
7787—88, 89, 90.

#467—Five Cent. Washington. RED ERROR. No Watermark. Perf. 10.

Issued March 6, 1917.

We have previously refrained from any technical description of the making of the plates and the printing of stamps except where absolutely necessary to understand the various types. To appreciate how this error occurred it is advisable to have a general idea of the manner in which plates are made.

The design is engraved on steel from which proofs are taken as the work progresses and when finished the final proof is submitted for approval. When approved this original engraving on steel becomes the die. It is then hardened and thru the medium of a transfer press the engraving is reproduced or taken up in relief on a cylinder of soft steel, termed a roll, which in its turn is hardened. This roll is then used by the siderographer's transfer press to transfer or reproduce the engraving by rolling under pressure into the steel plates from which the stamps are printed. When the plate is finished a proof is taken to see if all transfers are satisfactory. If there are any defects the proof sheet is marked with a blue pencil showing the defects and returned to the siderographer who burnishes out those subjects marked as unsatisfactory, and using the transfer roll makes a fresh entry for each rejected entry. After the plate has been approved, it is hardened and is then ready for use.

Defects were discovered on plate 7942 of the then current two cent stamp and returned for correction. The impressions for stamps No. 74 and No. 84 in the upper left pane of 100 and the stamp No. 18 in the lower right pane were defective and so marked on the proof, these were to be burnished out and re-entered. When the fresh entry was made, the five cent transfer roll instead of the roll from the two cent die was used. This error should have been discovered as soon as the new proof was made to show the condition of the plate, but due to the pressure of work at the Bureau caused by the World War this was overlooked and plate 7942 passed to the printing press where it was used between March 9 and April 1, 1917, and produced approximately 50,000 sheets of four hundred stamps each.

These stamps were bundled up in the usual manner for distribution to Post Offices without the error being discovered. The packages were shipped during April, containing 150,000 of the five cent red errors among the 19,850,000 two cent red stamps printed from plate 7942.

This error seems to have been discovered first in a small Virginia Post Office the latter part of April, the Postmaster sending a copy to the Department with a request not to mix denominations on the sheets as he "already had enough trouble keeping his accounts straight." Immediately following, an official notice was sent to all Postmasters:

MISPRINTED TWO CENT STAMP

Office of the Third Assistant Postmaster General
Washington, May 2, 1917.

1. Postmasters and others connected with the Postal service are notified that a quantity of the 2 cent postage stamps have been inadvertently produced from printing plates of the 5 Cent denomination and some of these stamps were issued to Postmasters before the error was detected.
2. The stamps are red but bear the numeral "5" instead of "2."
3. The misprinted stamps will be found in sheets of 2 Cent stamps bearing 7942 in the margin. Not all sheets numbered 7942 contain misprinted stamps but some of these stamps have one and the other sheets have two. Postmasters and stamp clerks who discover any of the misprinted 2 Cent stamps in stock will withdraw them from sale and postmasters will send them to the Third Assistant Postmaster General, Division of Stamps, with a statement of the quantity, for redemption at 2 cents each, the rate at which they were issued. The misprinted 2 Cent have all been issued by the Department to Postmasters since March 6, 1917.
4. Misprinted 2 Cent stamps presented at Post Offices by the public will be redeemed at 2 cents each and sent to the Department.

A. M. Dockery,
Third Assistant Postmaster General.

On May 15 the following was issued from Washington:

"Order No. 332. All the 2 Cent postage stamps misprinted "5" that are returned to the Department by Postmasters for redemption under instructions of the Third Assistant Postmaster General, dated May 2, 1917, shall be recorded and destroyed."

When the error was reported to the Department it was at first determined to seek out and destroy all errors in the vaults of the Bureau and recall those that had been sent out to Post Offices throughout the country. This would have been too momentous an undertaking and the above mentioned order substituted instead.

On the close of business October 26, 1917, the Post Office Department reported that 17,283 of the errors had been returned for redemption and destroyed.

The price of this stamp has had wider fluctuations than almost any other stamp of the twentieth century. When the error was first discovered copies were selling at \$100. each, but as more and more were found the price dropped to \$2.50. In the last few years the price has risen and *well centered* copies are getting scarce. This variety is more desirable than the perf. 11, as it was perforated on one of the last machines set at the old ten gauge and most of those issued were perforated with the new eleven gauge.

Being mistaken for two cent stamps, many five cent errors were used for postage though few such covers reached philatelic hands. Postally used copies on cover are much scarcer than mint copies.

Shade,—Rose.

Varieties,—a: Single copy from lower right pane.
b: Pair from upper left pane.
c: Double Transfer.


Each one of these stamps shows evidences of the previous entry and each is easily identified as to its position when viewed as a single.

74 upper left, has a thickened frame line at top and left. The frame line from the original entry may be seen at the outside of the left frame line. This extra line begins about $\frac{1}{2}$ mm. below the top and ends about the same distance below the end of the final left frame line. The inner right frame line also shows evidence of the


earlier impression by a thickening along half its length, starting at the top. (Illustrated).

84 upper left, shows a heavy smudged area in the upper part of the "G" of "POSTAGE," a spot of color below the "E" of "POSTAGE" and frame lines that are thicker than normal. (Illustrated).


18 lower right has a thickened top frame line, a line just above the extreme left corner of the stamp, a slight doubling in most of the letters of the top label, added marks of color in the right numeral and in "C N" of "CENTS." (Illustrated).



74 U. L.



84 U. L.



18 L. R.

Plate used,—7942.

#485—Five Cent. Washington. RED ERROR. No Watermark. Imperf.

Issued March 1917.

This stamp is one of the rarities of the twentieth century. In the ordinary course of business sheets were printed from plate 7942 and issued imperforate. After the error was discovered and the stock on hand checked over for errors none of the sheets on hand from plate 7942 were issued and as the notice from the Third Assistant Postmaster General was sent out less than two months after the first sheets had been distributed the quantity sold in imperforate condition had been very small.

In March 1918 the Chicago Post Office returned about seven hundred full sheets of imperforate two cent stamps each containing three errors. An effort was made to have them sold at face to the Red Cross to be auctioned for the benefit of their War Fund. The Post Office Department refused this request on the plea that they could not afford to commercialize their errors and the stamps were thereupon destroyed.

Fifty imperforate sheets of two cent stamps from plate 7942 reached philatelic hands and as each of these sheets contained three five cent errors only 150 copies are available to collectors. Actually less than one hundred collections can obtain these items as the double error has almost always been kept as a single unit.

Shade,—Rose.

Varieties,—a: Single Error in Block of 2c stamps.
 b: Double Error in Block of 2 cent.
 c: Double Transfers as noted under # 467.

Plate used,—7942.

#505—Five Cent. Washington. RED ERROR. No Watermark. Perf. 11.

Issued March 23, 1917.

At the time sheets from plate 7942 containing the five cent errors reached the perforation stage most of the machines had already been changed to eleven gauge. A large quantity of the stamps printed at this time were therefore perforated eleven on the new machines and as the majority of these errors were so perforated, they are much more common than the perf. 10.

Shade,—Rose.

Varieties,—Same as # 467.

Plate used,—7942.

#504—Five Cent, Blue. Washington. No Watermark. Perf. 11.

Issued March 23, 1917.

This stamp was used for almost six years and was produced in larger quantities than any previous issues. Being current for such a long time it is found in a wide range of colors.

Shades,—Light blue, bright blue, blue, dark blue.

Varieties,—a: Plate Number Blocks.

b: Pair Imperf. Vertically Between.

Two pairs are said to be known of this variety, one of these having plate # 8902 in the top margin.

c: Double Transfer.

One of the two stamps that show plate number 13272 in the lower margin is slightly doubled upward and throughout much of the design showing best above the top frame line. (Illustrated).

A stamp having a straight edge and guide line at the right shows a strong downward double which is most obvious below the bottom frame line. (Illustrated).



Above Plate #13272.



Sheet Margin at Bottom.

Double Transfers.



Guide Line at Right.

A single copy (position unknown) shows a marked eastward displacement of the original entry. Added lines appear throughout the top label, the top leaf of the left wreath, top of the vignette circle and outside the right frame line.

A stamp with sheet margin at bottom, (position unknown) shows an upward double transfer in the top label and above the top frame line. (Illustrated).

Numerous other double transfers have been found on these five cent stamps.

Plates used,—Number only.

7622—23, 32, 33.
 7787—88, 89, 90.
 7993—94, 97, 98.
 8200—05, 20, 31.
 8484—85, 86, 87.
 8882—83.
 8901—02.
 9115—16, 17, 18.
 10139—40, 41, 42.
 10222—23, 24, 25.
 10309—10, 11, 12.
 10458—59, 60, 61.
 10541—42, 43, 44.
 10666—67, 68, 69.
 10704—05, 06, 07.
 11748—49, 50, 51.
 12479—80, 81, 82.
 12509—10, 11, 12, 53, 54, 55, 56.
 13272—73, 74, 75.
 13463—64, 65, 66, 97, 98, 99.
 13500.
 13822—23, 24, 25.

**#496—Five Cent, Blue. Washington. Rotary Press Sidewise Coil.
 No Watermark. Perf. 10 Vertically.**

Issued January 15, 1919.

This variety is listed by Scott under the heading of 1916-17 as a variety of the perf. 10 unwatermarked. It was not issued until almost two years after the flat plate perforating machines had been changed to eleven gauge and this stamp is actually the coil variety of the later group. This being the last variety of five cent stamp to be issued we have placed it according to chronological rather than numerical order. Although made almost two years after the change to eleven perforations, these stamps continued to be perforated ten as were all coils.

This particular stamp was issued in larger quantities than any previous five cent coil and is the most common variety. As these have the same perforations as the previous issue on which the watermark is sometimes obscure a reasonable amount of care is recommended in buying this stamp. It is, however, quite unlikely that a dealer would substitute the more desirable variety.

Shades,—Blue, dark blue.

**Varieties,—a: Usual Sidewise Rotary Coil Varieties. (See #452 1-cent).
 b: Joint Line Breaks.**

One of the plates used for printing these stamps suffered some damage along the left edge of the plate (which on the printed stamps appears on the right). This break caused the vertical half of a solid arrow to appear at the left of a joint line. Matched pairs indicate that a similar break occurred in more than one position along this edge of the plate.

Number issued,—

The quantity issued of the five cent stamp during the fiscal years ending June 30, according to the reports of the Director of the Bureau, is as follows:

	Ordinary	Coils
1909.....	48,987,352
1910.....	106,059,500	287,000
1911.....	119,640,739	100,500
1912.....	109,973,499	39,000
1913.....	103,354,500	1,039,000
1914.....	157,539,097	1,216,000
1915.....	171,385,400	1,628,000
1916.....	183,441,597	1,486,500

1917.....	195,873,194	2,384,000
1918.....	187,252,500	3,355,000
1919.....	237,503,294	3,714,500
1920.....	271,346,791	6,098,000
1921.....	261,642,800	6,239,000
1922.....	263,348,500	8,336,990
1923.....	181,918,000	7,316,500
1924.....	6,003,000
	2,599,266,763	49,242,990

THE SIX CENT STAMPS GROUPED

#336—Six Cent, Orange. Washington. Watermarked USPS. Perf. 12.

Issued December 31, 1908.

This stamp was only issued from standard spacing plates having an imprint of the Bureau of Engraving and Printing and the plate number and no spacing varieties exist. It was used especially for paying letter postage on letters weighing over two ounces. It is of the same design as the three, four and five cent, except in numerals of value and color.

The Department issued at one time *one* sidewise coil of this six cent stamp, perforated vertically and imperforate horizontally. Coils were then new with the Department and small orders were filled by the Bureau at the request of the individual Post Offices. Even stamp dealers did not at that time quite understand the difference between part perfs. and coils.

In "*Mekeel's Weekly Stamp News*" issue of May 15, 1909, there appeared an advertisement of one of New York's prominent dealers, as follows:

"The latest in U. S. 6¢ Orange part perforated pairs, strips, etc.,"

In the issue of May 29, 1909, there appeared a letter from this dealer, as follows:

"Editor, *Mekeel's Weekly*.

We are sending the following communication to certain of our customers * * *

When we ordered these stamps from the Postmaster we thought they were going to deliver them imperf. between but instead they can only be had perforated at the sides and imperforate at top and bottom, in strips which, of course, have no philatelic value or interest whatsoever, as any perforated all around stamp can be cut or trimmed off, and have the same appearance as these * * *"

According to J. M. Bartels, who *almost* bought this coil, the dealer who ordered the roll under the impression that it was to be perforated at top and bottom and imperforate between refused to accept it. The coil was some time later returned to Washington for redemption. Mr. Nevin, who was associated with Mr. Bartels, saw this coil in a Washington Post Office but would not buy it. He told Mr. Bartels about it and the latter, on a visit to Washington a short time later, tried to buy it but was informed that the roll had been turned in for destruction and burned in the Bureau incinerator. Thus by one week philatelists were saved from having to worry about getting what would have been one of the outstanding rarities of the twentieth century. We print this as a matter of record, only, *as the stamp does not exist*.

This denomination was not used as much by the general public as the lower values and a small quantity was saved. With the exception of the 3mm spaced blocks of the five cent stamp this value is more desirable than any of the lower values on the double line watermarked paper.

Shades,—Pale red orange, red orange, orange.

Varieties,—Plate number blocks showing imprint and plate number.

Plates used,—Imprint and plate number.

4936—37, 38, 39.

#362—Six Cent, Orange. Washington. Bluish Paper. Watermarked USPS. Perf. 12.

Issued June 1909.

More copies were printed of this stamp than any of the other values above the two cent, the quantity reported by the Third Assistant Postmaster General being 5,200.

Like the other values above the two cent these had not been intended for distribution, but by mistake were packed up with the ordinary stamps and sent out to Post Offices. Due to the orange color which makes the bluish paper quite obvious, plus a greater number printed, this denomination is one of the easiest obtainable above the one and two cent, although far from common. It was first found in Chicago, Ill.

Shade,—Orange.

Variety,—Plate number block.

Plates used,—Imprint and number.

4936—37, 38.

#379—Six Cent, Orange. Washington. Watermarked USPS. Perf. 12.

Issued January 25, 1911.

This stamp was printed from the old plates with the standard spacing and also from the star plates and was current for more than three and one half years. The early printings being from the "standard spacing" plates, and as the 3mm spaced blocks outnumber those with narrower spacings on the star plates, the 2mm are scarcer.

Though current for a longer period than the 1908 six cent stamps this variety is more desirable as fewer copies were saved. It was overlooked by the average collector as the perforation had not been changed, the watermark being the only difference.

Shades,—Light red orange, red orange.

Varieties,—a: Spacings.

b: Plate number blocks.

A—Imprint and number.

B—Imprint, star and number.

Plates used,—

a: Imprint and number.

4936—37, 38, 39.

b: Imprint, star and number.

5203—15, 22, 31.

5419—23, 25, 30.

#429—Six Cent, Orange. Washington. Watermarked USPS. Perf. 10.

Issued September 28, 1914.

This stamp was the only denomination perforated ten printed from the star plates and is, therefore, the only one with a spacing variety. A short time before the change to unwatermarked paper new plates were made with a standard spacing of $2\frac{3}{4}$ mm between the stamps and bearing only a number. As the wider spaced blocks are more numerous on the star plates and as the stamps from the new plates are classified with the 3mm spacings, the narrower spaced blocks are more difficult to obtain.

There is a very scarce shade of this stamp, almost a bright yellow, with no red in the color, and can best be identified in daylight.

Shades.—Bright yellow, pale red orange, red orange, deep red orange.

Varieties.—a: Spacings.
 b: Plate number blocks.
 A—Imprint, star and number.
 B—Number only.

Plates used.—

- a: Imprint, star and number.
 5203—15, 22, 31.
 5419—23, 25, 30.
 b: Number only.
 7136—37, 38, 39.

#468—Six Cent, Orange. Washington. No Watermark. Perf. 10.

Issued October 10, 1916.

The star plates had become obsolete in printing the previous issue and the new standard spacing plates bearing number only were used for this issue. It was current for less than six months and is more desirable than any of the previous stamps of this denomination, special care should be taken in buying it as the watermark in the previous issue is quite indistinct. Watermarks are particularly difficult to see on the yellow and orange stamps and mistakes can be honestly made. The following clearly indicates the extreme care needed in properly classifying this variety.

The authors had in their collections a plate number block of the six cent stamp with imprint, star and number 5430 and *perforated* 10. It had been submitted by a reliable dealer as the *unwatermarked* variety. It looked as though the star plates were still in use when the perf. 10 unwatermarked varieties were being issued and the six cent stamp of this group should be listed as having both 2mm and 3mm spaced blocks. Using the ordinary type of watermark detector we were unable to find any trace of a watermark in either gutters or in the margin. A well known New York dealer tested this stamp for us with the same results. A photographic print was made using the block as a negative in the hopes of finding evidences of a watermark but nothing was discovered that indicated any such markings.

Recalling a similar question relative to the thirty cent stamp, which is of similar color, we wrote to the Bureau of Engraving and Printing regarding this particular plate. Their replies are self-explanatory and clearly indicate that this block was officially issued on watermarked paper, although it bears no watermark. It is the only block we know of in this condition.

“May 3, 1930

Dear Sir:

Acknowledgement is made of your letter of May 2, 1930, wherein you inquire as to whether plate # 5430, 6c denomination, series of 1908, was used between July 1, 1916 and May 1, 1917.

This plate was not used between the dates mentioned.

Very truly yours,

A. W. HALL, Director.

(signed) J. E. SWIGART, Assistant Director.”

“May 7, 1930

Dear Sir:

This is to acknowledge receipt of your letter of May 6, in further reference to plate No. 5430, 6c ordinary postage stamps, series 1908.

This plate was cancelled November 5, 1918, and the last day it was worked on a press was April 12, 1916.

Yours very truly,

(signed) J. E. SWIGART, Assistant Director.”

The last time this plate was used was six weeks before the new contract for unwatermarked paper went into effect, and more than four months before the Bureau first used the unwatermarked paper for printing the current postage stamps. Occasionally, in watermarking paper during its manufacture, the dandy roll may be lifted for a moment to clean a letter or section and a small amount of pulp will pass under the roll without receiving the watermark. Upon completion, however, the paper in sheet form is carefully checked to see that each sheet bears the required watermark. In this case part of a sheet must have been overlooked and gone to the Bureau and so to press in unwatermarked condition.

This account of this six cent block from a star plate has been included mainly as a record that this denomination does not exist from 2mm and 3mm spaced sheets and to set at rest the possibility that this might at some later date be a "new discovery" and be listed as one of the rarities of the twentieth century.

One possible check, though not sufficient against errors of this kind, would be to measure the space between the stamps in a block and if it measures 2mm or a full 3mm to immediately set it aside as the watermarked variety. If the measurement shows about $2\frac{3}{4}$ mm spacing it could be an unwatermarked variety and further tests are then in order.

Shade,—Red orange.

Varieties,—a: Plate number block.

b: Experimental Bureau Precancel.
New Orleans, La., Springfield, Mass.

Plates used,—a: Plate number only.

7136—37, 38, 39.

#506—Six Cent, Orange. Washington. No Watermark. Perf. 11.

Issued March 23, 1917.

This stamp was current for more than five years before it was replaced by the Series of 1922 but large quantities were delivered by the Bureau for almost seven years. A greater number were issued than all previous six cent varieties combined. This was due partly to an increased use of Parcel Post but mainly to the rise of the letter rate during 1918-19 from two to three cents an ounce or fraction thereof.

Shades,—Pale red orange, red orange, orange.

Variety,—Plate number block.

Plates used,—Number only.

7136—37, 38, 39.
7822—28, 34, 37.
10093—94, 95, 96.
10763—64, 65, 66.
12557—58, 59, 60.
13372—73, 74, 75.

Number issued,—

The quantity of six cent stamps issued during the fiscal years ending June 30th according to the reports of the Director of the Bureau of Engraving and Printing is as follows:

1909....	13,355,182	1915....	69,858,200	1921....	113,379,700
1910....	35,537,000	1916....	84,179,797	1922....	116,352,700
1911....	40,583,609	1917....	90,164,294	1923....	134,353,200
1912....	38,756,499	1918....	108,007,000	1924....	76,085,751
1913....	34,494,000	1919....	144,848,594		
1914....	57,861,097	1920....	108,574,991		
					1,266,391,614

THE SEVEN CENT STAMPS GROUPED**#407—Seven Cent, Greyish Black. Washington. Watermarked
USPS. Perf. 12.**

Issued April 29, 1914.

The discontinuance of distinctive Parcel Post stamps made it necessary to issue five new denominations to take their place. This was the lowest denomination of this new group, known to the Bureau and the Post Office Department as the series of 1914, and the only one bearing a portrait of Washington. The same master die was used as a model for this stamp as for the lower values and the design is the same.

Printed from plates bearing only a number, the spacing between the stamps is a uniform $2\frac{3}{4}$ mm. In spite of its short life, it is found in various shades of black. Being a new denomination, collectors and dealers bought quite heavily and it is not as scarce as the small quantity issued might indicate.

Shades,—Greyish black, black, intense black.

Varieties,—Plate number blocks.

Plates used,—Number only.

6903—04, 16, 19.

**#430—Seven Cent, Greyish Black. Washington. Watermarked
USPS. Perf. 10.**

Issued September 10, 1914.

Less than five months after this new value had appeared it was issued in a second variety. To increase the strength of the sheets of all denominations the perforations were reduced to 10 gauge. Though current for more than two years and issued in large quantities is far from common.

Shades,—Greyish black, black, intense black.

Varieties,—Plate number blocks.

Plates used,—Number only.

6903—04, 16, 19, 23, 29, 32, 36.

7718—19, 20, 23.

**#469—Seven Cent, Greyish Black. Washington. No Watermark.
Perf. 10.**

Issued October 10, 1916.

The Bureau of Engraving and Printing being able to buy unwatermarked paper at a saving over the previous kind, this variety was introduced early in the fiscal year beginning July 1, 1916. The change to 11 gauge perforating wheels was being expected daily and most collectors did not know that the new paper was being used for the perf. 10 stamps, as a result although current for about six months this stamp is the scarcest one of this denomination. Great care should be exercised in securing the unwatermarked variety, as it is frequently difficult to detect the watermark on the previous issue.

Shades,—Grey black, black.

Varieties,—a: Plate number block.
b: Experimental Bureau Precancel.
Springfield, Mass.

Plates used,—Number only.

7718—19, 20, 23.
7919—20, 24, 25.

**#507—Seven Cent, Greyish Black. Washington. No Watermark.
Perf. 11.**


Issued March 24, 1917.

The perf. 10 sheets having been found too hard to separate a change to 11 gauge was decided upon in 1915, but Bureau economy delayed this until the old perforating wheels wore out. The change finally took place early in 1917 and this last variety was then issued.

Being current for about six years, until replaced by new designs, it was issued in constantly increasing quantities and many were saved. It is quite common.

Shades,—Grey black, black, intense black.

Varieties,—a: Plate number blocks.
b: Double Transfer.
A strong upward double has been found which shows added lines throughout much of the design. (Illustrated).



**Double
Transfers.
Position
Unknown.**



Another double transfer has been found, position unknown, that is upward and slightly to the right. (Illustrated).

A southeastern double has been reported on this variety which shows in the down stroke of the left numeral, on the outside of the lower portion of the right frame line, below the top frame line and the left part of Washington's profile where the cross hatching of the vignette background in original entry may be seen in various sections from the top of the forehead to the bottom of the throat. Plate number and position unknown.

Plates used,—Number only.

7718—19.
7919—20, 24, 25.
8488—89, 90, 91.
8897—98, 99.
8943.
10169—70, 71, 72.

10300—01, 02, 03.
 10511—12, 13, 14.
 10636—37, 38, 39.
 10795—96, 97, 98.
 11752—53, 54, 55.
 12561—62, 63, 64.
 13276—77, 78, 79.
 13750—51, 52, 53.
 13950—51, 52, 53.

Number issued,—

The quantity of seven cent stamps issued during the fiscal years ending June 30th according to the reports of the Director of the Bureau of Engraving and Printing is as follows:

1914.....	9,524,400	1918.....	48,871,800	1922.....	81,289,800
1915.....	31,226,102	1919.....	60,845,694	1923.....	99,958,200
1916.....	40,394,197	1920.....	68,496,591		
1917.....	46,166,594	1921.....	71,195,200	Total.....	557,968,578

THE EIGHT CENT STAMPS GROUPED**#337—Eight Cent, Olive Green. Washington. Watermarked USPS. Perf. 12.**


Issued December 12, 1908.

In this denomination the stamps are divided into two groups. When first issued the eight cent stamps were of the same design as the lower values, all bearing the head of Washington, after Houdon's portrait. In 1912 the design was changed on this and all higher values, the Houdon bust of Franklin being substituted for that of Washington and the frame redesigned. Though differing in design they belong to the same group and we have treated them accordingly.

The eight cent denomination was issued primarily to care for the payment of registration fees and also for letter postage in excess of three ounces. It was printed only from standard spaced plates, though star plates had been prepared they were not used until the single line watermarked paper was adopted in 1910.

Varieties,—a: Plate Number Blocks.


Shades,—Olive green, deep olive green.



Double Transfers.

Position Unknown.

b: Double Transfer.



A single copy, plate number unknown, shows a strong downward doubling throughout much of the lower part of the design. (Illustrated).

Another double is upward and to the right and shows throughout much of the design. (Illustrated).

Plates used,—Imprint and number.

4919—22, 23, 24.

#363—Eight Cent, Olive Green. Washington. Bluish Paper. Watermarked USPS. Perf. 12.

Issued June 1909.

Four thousand copies of this stamp were printed on the experimental rag paper and like the other values were never intended for general distribution. Through some error all but one sheet were packed with the ordinary stamps and sent out to various Post Offices.

No record is available to show that these stamps were ever found. The copies known to have reached collectors number about ninety and came into the market, from the one sheet kept by the Department, through the Government Philatelist who used them to trade for copies of other stamps needed in the Government Collection.

Together with the four cent stamp, whose history is practically identical, it ranks with it as one of the rarest "non-error" stamps of the twentieth century.

Shade.—Olive green.

Variety.—Plate number block.

Plate used.—Imprint and number.

4922.

#380—Eight Cent, Olive Green. Washington. Watermarked USPS. Perf. 12.

Issued February 8, 1911.

This stamp was printed from both the old 2mm standard spaced plates and the star plates with their varying spacings. As most of the stamps issued came from the latter plates the wider spaced blocks are more numerous.

It was current for about one year and is the most desirable of the ordinary eight cent stamps in this group as a smaller quantity was issued than any other variety of the eight cent stamps of this type. Its primary use was for the payment of registration but when the fee was raised to ten cents the demand for this denomination dropped and its distribution became quite limited.

Shades.—Olive green, dark olive green.

Varieties.—a: Spacings.

b: Plate number blocks.

A—Imprint and number.

B—Imprint, star and number.

Plates used.—

a: Imprint and number.

4919—22, 23, 24.

b: Imprint, star and number.

5204—14, 32, 38.

Plates not used.—Imprint, star and number.

5431—36, 39, 42.

#414—Eight Cent, Olive Green. Franklin. Watermarked USPS. Perf. 12.

Issued February 12, 1912.



To obviate difficulties of identification of the various values due to similarity of colors it was at this time contemplated to use a yellow paper for the higher denominations and a few die proofs were struck off. This was not a successful

solution and the design of this as well as all higher values was then changed from the portrait of Washington to that of Franklin in a new frame design.

This portrait of Benjamin Franklin was from Houdon's bust, taken in profile looking to the left, within an ellipse on end. In the upper corners of the stamp are plain angle panels; above the ellipse in a curved line are the words "U. S. POSTAGE"; on either side of the lower part of the ellipse are branches of oak leaves; in the lower corners are the denomination in numerals, between them appears the word "CENTS" in a horizontal panel which breaks the base of the ellipse. This change in design proved sufficiently clear to avoid confusion in the rapid handling of mail.

As has already been pointed out the star plates had not entirely eliminated the waste due to poorly centered perforations caused by unequal shrinkage of the paper, due to the "wetting down" process necessary in printing our stamps, and when plates were made for these new designs the spacing between the stamps was increased to $2\frac{3}{4}$ mm throughout.

This new form of plate setup was also used for the lower values and to enable the perforator to properly set his machines for sheets printed from these new plates the letter "A" was placed before the plate number, hence the name "A plates." These plates were prepared with three types of marginal markings, "Bureau Imprint, A and Number," "A and number" and "Number only." Only the first type of imprint was used for printing the above variety of the eight cent stamp, the other markings were placed on plates made at a later date.

The decrease in registry fees caused a decided drop in orders for eight cent stamps and as a result this variety is much scarcer than the following in spite of its longer service.

Shades,—Pale olive green, olive green.

Variety,—Plate number blocks showing Imprint, "A" and number.

Plates used,—Imprint, "A" and number.

5718—19, 21, 22.

#431—Eight Cent, Olive Green. Franklin. Watermarked USPS. Perf. 10.

Issued September 26, 1914.

The discontinuance of distinctive Parcel Post stamps brought this value back into general use and it was issued in constantly increasing quantities. Two different imprints are found on the plates used for this stamp, "Imprint, A and plate number" and "A and number" only. Both of these had $2\frac{3}{4}$ mm spacings and there was no difference in the appearance of the stamps. The use of the imprint "Bureau of Engraving & Printing" was discontinued on later plates as an unnecessary expense.

Shades,—Pale olive green, olive green.

Varieties,—a: Plate number blocks.
 A. Imprint, "A" and number.
 B. "A" and number.
 b: Double Transfer.

A downward double transfer has been found on a copy of this stamp, position unknown. Added lines of color may be seen in the "P T" of "POSTAGE," in both numerals of value and in "N" of "CENTS." (Illustrated).

Double Transfer.
Perf. 10. S. L. Wmk.
Position Unknown.



Plates used,—

- a: Imprint, "A" and number.
 5718—19, 21, 22, 24, 25.
 5804.
 b: "A" and number.
 5846.

#470—Eight Cent, Olive Green. Franklin. No Watermark. Perf. 10.

Issued November 13, 1916.

This stamp was current for only a little over four months and is the scarcest eight cent "Franklin" of the entire group. The use of unwatermarked paper before the change to eleven gauge perforations was not expected by the collecting fraternity and this variety was almost entirely overlooked. Because of the obscurity of the watermark on the previous issue careful inspection is advised before classifying this stamp. The same imprints are found on this as on No. 431.

Shades,—Olive green, dark olive green.

Varieties,—a: Plate number blocks.
 A—Imprint, "A" and number.
 B—"A" and number.
 b: Experimental Bureau Precancel.
 Springfield, Mass.

Plates used: a: Imprint, "A" and number.
 5724—25.
 5804.
 b: "A" and number.
 5846.

#508—Eight Cent, Olive Green. Franklin. No Watermark. Perf. 11.

Issued March 24, 1917.

These were in constant use for more than six years and were issued in a larger quantity than all previous varieties of the eight cent stamp combined. All three types of marginal imprints are found on the plates used, but all later plates had only a plate number as the $2\frac{3}{4}$ mm spacing was then standard and no special marking was necessary.

Shades,—Olive bistre, olive green, dark olive green.

Varieties,—a: Plate number blocks.
 A—Imprint, A and number.
 B—A and number.
 C—Number only.
 b: Vertical pair, imperf. between, only one pair known.
 c: Shifted Transfer.

A small shift in the lower part of the design has been found on one of the stamps of this issue.

Plates used: a: Imprint, A and number.
 5724—25.
 5804.

- b: "A" and number.
5846.
- c: Number only.
7734—40, 42, 48.
10785—86, 87, 88.
12565—66, 67, 68.
13382—83, 84, 85.
13852—53, 54, 55.

Number issued,—

The quantity of eight cent stamps issued during the fiscal years ending June 30th according to the reports of the Director of the Bureau of Engraving and Printing is as follows:

(Series of 1908, Washington.)	
1909.....	19,370,852
1910.....	31,638,900
1911.....	31,197,039
1912.....	20,381,399
	<hr/>
	102,588,190

(Series of 1911, Franklin.)	
1912.....	6,901,100
1913.....	22,738,900
1914.....	40,616,300
1915.....	47,302,900
1916.....	57,131,397
1917.....	64,770,594
1918.....	59,721,600
1919.....	76,451,294
1920.....	92,949,591
1921.....	87,546,800
1922.....	96,892,400
1923.....	116,999,200
1924.....	55,451,651
	<hr/>
	825,473,727

THE NINE CENT STAMPS GROUPED**#415—Nine Cent, Salmon Red. Franklin. Watermarked USPS.
Perf. 12.**

Issued April 29, 1914.

This denomination was issued especially for use on parcel post packages, after the discontinuance of the distinctive stamps used for this service. The design is the same as the eight cent "Franklin."

Less than six months after it was issued the perforating machines were changed to ten gauge and a new variety took its place. In spite of this run of only six months and the comparatively small quantity issued, it is not as scarce a stamp as one might imagine, though it is far from common. Being a new denomination it was not overlooked by either collectors or dealers who were able to secure copies while it was current.

Plates used for this denomination through all of its perforation and paper varieties were of standard 2 $\frac{3}{4}$ mm spacing with only a plate number as their markings.

Shades,—Salmon red, rose red.

Variety,—Plate number blocks.

Plates used,—Number only.

6901—05, 07, 15.

**#432—Nine Cent, Salmon Red. Franklin. Watermarked USPS.
Perf. 10.**

Issued October 6, 1914.

The perf. 12 sheets having been found too brittle in handling, a reduction in the number of perforations was made which left more uncut space between the

stamps and tended to strengthen the sheets. This produced a new variety, the perf. 10.

In spite of this change, which must have been quite obvious to philatelists, this second variety was largely overlooked and though current for a little over two years is almost as desirable as the previous variety.

Shades,—Salmon red, deep salmon red.

Variety,—Plate number only.

Plates used,—Number only.

6901—05, 07, 15.

#471—Nine Cent, Salmon Red. Franklin. No Watermark. Perf. 10.

Issued November 16, 1916.

The Bureau's change to unwatermarked paper as a measure of economy gave philatelists a new variety. Collectors were waiting for the long expected perf. 11 issue and gave the above stamp scant attention. It was current for about four months and as few were saved it is the most desirable nine cent stamp of the entire group. It is very much scarcer than the previous stamp with the same perforation on watermarked paper, and care should be taken in classifying these perf. 10 stamps as the watermark on the earlier stamp is difficult to detect.

Shade,—Salmon red.

Varieties,—a: Plate number blocks.

b: Experimental Bureau Precancel.
Springfield, Mass.

Plates used,—Number only.

6901—05, 07, 15.

#509—Nine Cent, Salmon Red. Franklin. No Watermark. Perf. 11.

Issued May 12, 1917.

Whereas the perf. 12 sheets had been quite brittle those perforated 10 gauge were found to be too difficult to separate so a compromise to perf. 11 was made and found satisfactory. This was tried out on an experimental printing of the two cent stamp in 1915 and at that time it was decided to use this perf. 11 as soon as the perforating wheels on the machines wore out. This did not happen until early in 1917 and the nine cent stamp was not issued in this latter form until a few days after the last of the flat plate perforating machines had been changed to 11 gauge.

It was current for almost six years and is by far the most common variety of this denomination. During the latter part of 1917 and in 1918 and 1919 it was used in large quantities for letters weighing over two ounces, the rate being three cents per ounce at that time.

Copies of this stamp have been found perf. 10 at top *or* bottom and perf. 11 on the other three edges. The cause for this oddity is explained by H. M. Southgate in the "*Bureau Specialist*", December 1934, as follows:—

When the first used pair showed up it was assumed that the oddity was made about the time the change from perf. 10 to perf. 11 but the location of plate blocks and the 1922 series item apparently makes it certain that the perforating was done much later and that all items showing but one row of perf. 10's with the rest perf. 11 are from sheets perforated from the same perforator and that the explanation of the oddity will only be found with the answer as to how the odd perf. 10 holes come into the picture.

The answer apparently is that in all these cases, in the set up of one flat bed perforator a perf. 10 wheel was incorrectly mounted with a perf. 11 wheel.

It seems practically certain that the 19th row of wheels had a perf. 11 die wheel correctly mounted but that the pin wheel was paired incorrectly, an old perf. 10 wheel being used. Upon checking at the Bureau we found that the wheels are interchangeable, except for the spacing, diameter of the pins and the holes in which they engage. The pin wheel is loose on the shaft and this follows the drive given by the female die wheel. Apparently the loose 10 pin wheel can follow the closer spacing of the fixed 11 die, but the reversal, i. e. a loose 11 would presumably be unable to follow a fixed 10.

The guess as to why the perf. 10 pin wheel takes command for a short time is that some wear of the set screw holding the female die on the arbor permits a slip of the wheel for a small part of a revolution.

Shades,—Pale salmon, salmon, deep salmon, light salmon red, salmon red.

Varieties,—a: Plate Number Blocks.

b: Perf. 10x11x11x11 and 11x11x10x11.

c: Double Transfer.

Stamp #13 of the upper left pane of plate 12572 shows a strong downward double transfer as illustrated.

Double Transfer.

12572 U. L. 13.



Plates used,—Number only.

6901—05, 07, 15, 18, 22, 25, 30.
11173—74, 75, 76.
12569—70, 71, 72.
13754—55, 56, 57.

Number issued,—

The quantity of nine cent stamps issued during the fiscal years ending June 30th according to the reports of the Director of the Bureau of Engraving and Printing is as follows:

1914.....	8,554,500	1920.....	35,341,491
1915.....	16,040,302	1921.....	35,415,800
1916.....	16,796,097	1922.....	32,128,800
1917.....	20,202,894	1923.....	43,239,300
1918.....	32,581,300	1924.....	29,056,951
1919.....	42,896,694		
		Total.....	312,254,129

THE TEN CENT STAMPS GROUPED

#338—Ten Cent, Yellow. Washington. Watermarked USPS. Perf. 12.

Issued January 7, 1909.

The ten cent stamp was issued especially to care for letters sent by registered mail to points within the United States, the denomination covering both the letter rate and registration fee. It was also used on foreign bound letters weighing more than one ounce.

The design, bearing the head of Washington after Houdon's portrait, is the same as the lower values as first issued and differs only in the numerals of value and the color.

This variety was printed from standard spaced plates, the star plates which were later made for this denomination not being used while the double line

watermarked paper was current. In spite of its two years of service as the ordinary ten cent stamp it is not very common and blocks of four are becoming quite scarce. Having been used mainly in single copies blocks of four in used condition are much scarcer than those of lower values.

Shade.—Yellow.

Varieties.—Plate number blocks showing imprint and plate number.

Plates used.—Imprint and plate number.

4940—41, 43, 44.

#356—Ten Cent, Yellow. Washington. Sidewise Coil. Watermarked USPS. Perf. 12 Vertically.

Issued January 7, 1909.

This is one of the rarities among twentieth century United States stamps. It was made especially for a firm in New York which needed this denomination for sending out advertising samples. They required, however, only a few rolls and as 10,000 stamps of this denomination had been coiled the balance remained on hand in Washington for some time. These remaining coils were finally sent to some of the larger Post Offices where there had been frequent orders for other coils, with the hope that they might be sold. Some of them were bought by stamp dealers, but as the collectors of the time had but little knowledge of coils few could be disposed of and the greater part were used for postage. The following information given us by Hugh Clark, is rather a clear picture of what happened to most of the copies that fell into dealers' hands. "I bought three rolls at the Chicago Post Office," said Mr. Clark, "and removed the line copies in pairs and strips of four, selling some of them occasionally at double face and a few at auction. Others, including some line strips, were used in sending out my Auction Catalogues and the balance were sold at face to the Corn Exchange Bank. 300 copies in all were saved and sold to collectors."

A few rolls also fell into the hands of New York dealers and these shared a similar fate. The total issue having been very small and as most of them were used for postage and destroyed, this coil is a rarity and many attempts have been made to counterfeit it by trimming the ordinary stamps of this issue. This coil should be bought from reliable sources only and for positive identification in strips of two or more as in the trimming of a pair or larger strip it is practically impossible to do it so as to avoid detection. Line pairs are the safest identification of this coil.

Shade.—Yellow.

Varieties.—a: Ordinary pair.
b: Line pair.

#364—Ten Cent, Yellow. Washington. Bluish Paper. Watermarked USPS. Perf. 12.

Issued June 1909.

Although 4,000 copies of this denomination were printed on the experimental rag paper it is not as scarce as some of the other values. The combination of the yellow stamp on the blue paper shows up the paper variety immediately and many more of these were found than some of the other values. Most of them were discovered in New York City Post Offices and passed into dealers' and collectors' hands. Like the ordinary variety of this stamp it was printed only from standard spaced plates.

Shade,—Yellow.

Variety,—Plate number block.

Plates used,—Imprint and plate number.

4943—44.

#381—Ten Cent, Yellow. Washington. Watermarked USPS. Perf. 12.

Issued January 24, 1911.

A change in the watermark to increase the strength of the paper used for printing stamps and also to help overcome uneven shrinkage, brought about this variety.

Old type plates with standard spacings and star plates with the 2mm and 3mm spacings, were used, but as most of the printing was done from the later plates on which the wider spacings predominate these 3mm blocks are less desirable.

This stamp was current for less than one year and is the most desirable ordinary ten cent stamp in this group. It was the last of this value on which the head of Washington appeared and as the double line watermark on the 1909 issue was quite distinct there should be no difficulty in correctly placing this stamp.

Shade,—Yellow.

Varieties,—a: Spacing.

A—Block of four 2mm. spacing.

B—Block of four 3mm. spacing.

b: Plate number blocks.

A—Imprint and number.

B—Imprint, star and number.

Plates used: a: Imprint and number.

4940—41, 43, 44.

b: Imprint, star and number.

5200—13, 20, 39.

Plates not used,—Imprint, star and number.

5434—37, 40, 43.

#416—Ten Cent, Yellow. Franklin. Watermarked USPS. Perf. 12.

Issued January 11, 1912.

This was the first of the new Franklin type stamp issued, appearing a month before any of the remaining values. It was printed from "A" plates having a standard gutter spacing of $2\frac{3}{4}$ mm between stamps and is found with two types of marginal markings, "Imprint, "A" and number" and "A and number."

It was current for more than two and one half years and is found in quite a wide range of shades. Through an error in mixing the printing inks a small quantity was issued in a decided brownish yellow tone and this color seems to be quite scarce, the majority of the issue ranging from a definite orange tone to a yellow.

Shades,—Yellow, orange yellow, brown yellow.

Varieties,—a: Plate number blocks.

A—Imprint, A and number.

B—A and number.

b: Shifted Transfer.

The usual shift in the lower label has been reported on a copy of this stamp.

Plates used: a: Imprint, A and number.
5745—51, 64, 70, 73, 84.
b: A and number.
5847—52.

#433—Ten Cent, Yellow. Franklin. Watermarked USPS. Perf. 10.

Issued September 9, 1914.

Sheets perforated 12 having been found unsatisfactory the gauge was reduced to 10 in an effort to increase their strength.

This stamp was printed from plates bearing the same markings as the previous issue with an additional printing from some plates having only a plate number. All plates used, however, had 2 $\frac{3}{4}$ mm spacing.

Shades,—Orange yellow, golden yellow.

Varieties,—a: Plate number blocks.
A—Imprint, "A" and number.
B—"A" and number.
C—Number only.

Plates used: a: Imprint, "A" and number.
5770—73.
b: "A" and number.
5847—52.
c: Number only.
6735—42, 45, 52.
7204—05, 13, 15.

#472—Ten Cent, Yellow. Franklin. No Watermark. Perf. 10.

Issued October 17, 1916.

These stamps on unwatermarked paper were current for a little over five months, they have never been plentiful and are rapidly becoming scarce. This unwatermarked paper was used with the old perf. 10 machines while the Bureau was waiting for the perforating wheels to wear out prior to changing all machines to 11 gauge. The use of this new paper before this change was not expected by collectors and as a result this perf. 10 unwatermarked variety was almost entirely overlooked.

Due to the color of the stamp the watermark on the previous issue is difficult to see and extreme care should be used in classifying it. Several tests may be necessary to be sure that no watermark exists.

Shade,—Orange yellow.

Varieties,—a: Plate number block.
b: Experimental Bureau Precancel.
Springfield, Mass.

Plates used: Number only.
7213—15.
7358—69, 79, 89.

#510—Ten Cent, Yellow. Franklin. No Watermark. Perf. 11.

Issued March 24, 1917.

To render the sheets easier to tear apart and yet not have them too brittle the number of perforations was increased to eleven for each 2cm. This method remained in use for all flat plate stamps for the remainder of the time this design was current.

Of the 10 cent group, this stamp was issued in greater quantities than all of the previous varieties combined. It was current for almost six years and the scarcity of shades bespeaks the efficiency of the Bureau. Two imprints are found on the plates used, but both types had the same spacing throughout.

Shades,—Golden yellow, orange yellow.

Varieties,—a: Plate number blocks.

A—"A" and number.

B—Number only.

b: Shifted Transfer.

The usual shift in the lower part of the design has been found on a copy of this issue.

Plates used: a: "A" and number.

5847.

b: Number only.

7204—15.

7358—69, 79, 85.

8301—02, 03, 04.

8435—36, 37, 38.

10143—44, 45, 46.

10254—55, 56, 57.

10525—26, 27, 28.

10605—06, 07, 08, 27, 28, 29, 30.

10734—35, 36, 37.

11744—45, 46, 47.

12573—74, 75, 76.

12605—06, 07, 08.

13403—04, 05, 06.

13501—02, 03, 04.

13796—97, 98, 99.

#497—Ten Cent, Yellow. Franklin. Rotary Press Sidewise Coil. No Watermark. Perf. 10 Vertically.

Issued January 28, 1922.

The 10 perforation gauge was found to be the proper medium for coils, this being the final selection after three trials, the first was 12 which made the coils too brittle, the second 8½ which was too strong and then this perf. 10 which has remained unchanged.

This was the last new variety to be issued with the Franklin head and first appeared only one year before the change to the 1922 series. It was not replaced by the new design 10 cent coil stamp until almost three years later. In spite of the large quantities issued the distribution was rather limited and this stamp has become more desirable than the majority of the other rotary press coils on unwatermarked paper.

Shade,—Orange yellow.

Varieties,—a: Ordinary pair.

b: Line pair.

Number Issued,—

The quantity of ten cent stamp issued during the fiscal years ending June 30th according to the reports of the Director of the Bureau of Engraving and Printing is as follows:

Washington Head		Franklin Head	Coil—Franklin Head		
1909.....	19,797,652	1912.....	33,531,800	1922.....	2,394,490
1910.....	73,547,100	1913.....	64,626,400	1923.....	4,013,500
1911.....	82,263,539	1914.....	103,420,197	1924.....	4,542,500
1912.....	44,638,399	1915.....	104,973,400	1925.....	2,527,000
		1916.....	118,296,997		
Total.....	220,246,690	1917.....	143,749,694	Total.....	13,477,490
		1918.....	156,621,800		
		1919.....	229,684,694		
		1920.....	236,767,891		
		1921.....	240,924,400		
		1922.....	254,966,500		
		1923.....	158,868,300		
		Total.....	1,846,432,073		

THE ELEVEN CENT STAMPS GROUPED**#434—Eleven Cent, Green. Franklin. Watermarked USPS. Perf. 10.**

Issued August 9, 1915.

“This new denomination was issued primarily for use in prepaying postage on parcels and postage and insurance fee on insured parcels amounting to eleven cents,” according to the report of the Third Assistant Postmaster General for the fiscal year ending June 30, 1916.

The “A” plates were used bearing no imprints except a plate number. This eleven cent type was current for a little over a year prior to the use of the unwatermarked paper. It was never used in any great quantity by the public and copies were procurable at Post Offices for quite some time after the new unwatermarked type had become generally current. Thus in spite of the comparatively small number issued this stamp is only a little more desirable than the ten cent stamp, of the same issue, of which more than six times as many were printed.

Shades.—Bluish green, dark green.

Variety.—Plate number blocks.

Plates used: Number only.
7498—99.
7504—05.

#473—Eleven Cent, Green, Franklin. No Watermark. Perf. 10.

Issued November 16, 1916.

This stamp, although issued for the short time that the perforating wheels were set at 10 gauge for use on unwatermarked paper, is not much scarcer than the previous stamp on watermarked paper. Being an odd amount that really served no definite postal rate, quantities remained on hand at Post Offices for a considerable time after its successor appeared, so both dealers and collectors had ample opportunity to secure copies.

Shade.—Dark green.

Varieties.—a: Plate number block.
b: Experimental Bureau Precancel.
Springfield, Mass.

Plates used: Number only.
7498—99.
7504—05.

#511—Eleven Cent, Green. Franklin. No Watermark. Perf. 11.

Issued May 19, 1917.

The letter postage rates had at this time been increased from two cents to three cents per ounce or fraction thereof and this eleven cent stamp came into more general use than its two predecessors, for when added to a two cent stamped envelope it covered both registration and letter rate. Through this new use the eleven cent value became better known by large users of the parcel

post service and in fact continued in general use in large quantities even after the letter rate had been reduced to two cents.

This stamp was current for more than five years and is found in a wide range of shades, the dark green tone being most desirable.

Copies of this stamp were the first ones discovered showing part of one horizontal row perf. 10 while the rest of the sheet was perf. 11. These were found in a vertical pair showing perf. 10 between. Later on, a strip of thirty (10x3) from the upper right pane of plate 13467 was found showing this perf. 10 in part of the horizontal row between the second and third rows of stamps. In this odd row, there are 29 holes spaced exactly perf. 10, these being under stamps 17, 18 and 19. A similar find showed this perf. 10 being under stamps 27, 28 and 29, thus clearly indicating that the position of this perf. 10 is not always in the same place along the horizontal row. A block of four in the author's collection shows the perf. between the left pair spaced exactly perf. 10 while the perforation between the right pair is also exactly spaced perf. 10 for *one half* the distance and perf. 11 the remaining distance. All other perfs. in the block are perf. 11. Through the efforts of H. M. Southgate, President of the *Bureau Issues Association*, it now seems likely that the sheets containing this odd perforation were so perforated during the latter part of 1922 and the early part of 1923. Eleven cent plates known to have been perforated at this time compose the last eight plates used for the eleven cent stamp. Because of the position of this odd perforation, the top plate number blocks may show the perf. 10 in the bottom row of perfs. in a plate block of 4 or 6.

Shades,—Light green, green, deep green and dark green.

Varieties,—a: Plate number blocks.

b: Copies perforated 10x11x11x11 or 11x11x10x11.

c: Block showing horizontal perforation partly perf. 10 and part perf. 11

d: Defective transfer.

A single copy, plate number unknown, has been found showing a marked thinning in the center of the right frame line.

Plates used: Number only.

7498—99.

7504—05.

12577—78, 79, 80.

13467—68, 69, 70.

Number issued,—

The quantity of eleven cent stamps issued during the fiscal years ending June 30th according to the reports of the Director of the Bureau of Engraving and Printing is as follows:

1916.....	15,696,326	1920.....	18,662,591	1924.....	7,877,700
1917.....	11,585,300	1921.....	20,353,400		
1918.....	13,678,000	1922.....	26,238,800	Total.....	169,480,611
1919.....	20,191,994	1923.....	35,196,500		

THE TWELVE CENT STAMPS GROUPED

—12 Cents.

Portrait of Washington—NEVER ISSUED.



The Report of the Third Assistant Postmaster General for the fiscal year ending June 30, 1909, mentioned this stamp as follows, "The registry fee having been increased by order of the Postmaster General, taking effect November 1st, 1909 from 8 cents to 10 cents, the necessity arises for a postage stamp of the 12 cent denomi-

nation to cover registry fee and a single rate of letter postage. Such a stamp is now in course of preparation.”

A design was prepared bearing the portrait of Washington and four plates were made, but for some reason best known to the Department this stamp was never issued. Although the registration rate remained at 10 cents for quite a number of years, the twelve cent denomination was not issued until almost five years after the Department decided to use this value. This might really be listed as an essay, the plates were actually made, and essays exist of this design on papers of various colors.

Plates made but never used,—

Imprint, Star and number.
5409—10, 11, 12.

**#417—Twelve Cent, Claret Brown. Franklin. Watermarked USPS.
Perf. 12.**

Issued April 29, 1914.

More than four years after the Department had decided to issue a twelve cent stamp for prepayment of registration fee and a single letter rate of postage such a stamp was finally issued but NOT FROM THE WASHINGTON PLATES. Before this denomination finally appeared the design of all values above seven cents had been changed to depict the head of Franklin and the twelve cent stamp in this group exists only in this latter form. One type of plate was used, the imprint consisting simply of a plate number.

This value served three special needs and immediately became quite popular with the public. Besides its use in connection with registry it was used for special delivery fee with a single letter rate and also for general use on parcel post packages.

In spite of the short time this stamp was current it is not as scarce as might be expected. Being a new denomination dealers and collectors secured copies at the time the stamp was current.

More shifted transfers are found in this denomination than in almost all of the other stamps in this group combined. It has often been suggested that a copy of this stamp without a shift should actually be worth more than one with one.

Shades,—Claret brown, deep claret brown.

Varieties,—a: Plate number blocks.

b: Shifted Transfer.

Plate 6900 was certified February 13, 1914, cancelled November 13, 1918 and used for printing stamps on watermarked and unwatermarked paper and through the perf. 12, 10 and 11 issues.

The finest shifts show the shoulder lines clearly doubled, also the bottom frame line of the vignette, the lower label and the numerals. There are many shifts less distinct. The upper left pane is said to contain 61 shifts. The same type of shifts also show on plate 6913 and other plates. Registered letters showing this shift on cover are desirable. A right plate number block from plate 6900 shows the two stamps in the row above the plate number copy to have the usual shifts. A block of four shows strong shifts in each stamp. (Illustrated).

c: Double Shift.

Several copies have been found showing three lines at the bottom of the vignette where one line normally exists.

Plates used: Number only.

6900—02, 10, 13.

**A Better Type
of Shifted Transfer
From Plate 6900.**



#435—Twelve Cent, Claret Brown, Franklin. Watermarked USPS. Perf. 10.

Issued September 10, 1914.

At the time this twelve cent stamp was being printed, the Bureau of Engraving and Printing was having considerable trouble in securing proper inks, and the red which was used as the basic color of this stamp was most difficult to obtain. There are two distinct groups of color of this stamp. One group being copper red while the others were claret brown as was the previous issues. The troubles of the Bureau in obtaining satisfactory ink was noted in the philatelic writings of the time. The August 1915 number of the *Philatelic Gazette* gives the following comment:

"Through the efforts of the Bureau of Engraving and Printing and other interested parties, Great Britain has agreed to allow all dyes and chemicals not manufactured here to be shipped from Germany. This means our current two cent value will shortly go back to its former deep color."

This new arrangement affected the color of the twelve cent and the copper red color seemed to give way to the use of claret brown. Several part perf. varieties of this stamp have been found in various sections of the country. Ten blocks of six were found in Michigan, imperf. horizontally. These were in the claret brown color.

Shades,—Claret brown, deep claret brown, dark claret brown, pale copper red, copper red, deep copper red.

Varieties,—a: Plate number blocks.
b: Imperf. Horizontally.
c: Shifted Transfer. (See # 417).
d: Double Shift. (See # 417).

Plates used: Number only.
6900—02, 10, 13.

#474—Twelve Cent, Claret Brown. Franklin. No Watermark. Perf. 10.

Issued October 10, 1916.

This stamp was current for about six months and is scarcer than either of the two previous varieties. The color had returned to the original claret brown shade used for this denomination and there are no shade variations.

Plate 6900 was still in use when this stamp was being printed and perforated at the Bureau, but the quantity issued being much smaller than on the watermarked paper shifted and double shifted transfers from this plate are more desirable.

Shades,—Claret brown and deep claret brown.

Varieties,—a: Plate number blocks.
 b: Shifted Transfer. (See # 417).
 c: Double Shift. (See # 417).
 d: Experimental Bureau Precancel.
 Springfield, Mass.

Plates used: Number only.
 6900—02, 10, 13.

#512—Twelve Cent, Claret Brown. Franklin. No Watermark. Perf. 11.

Issued May 12, 1917.

This variety was current for more than six years and is found in great variety of shades, many of them similar to those found under No. 435. The use of this value increased from year to year and this is the least desirable variety of the twelve cent denomination. From the latter part of 1917 to the end of the fiscal year of 1919, it was used for letter postage on first class mail weighing over three ounces, the rate at that time being 3-cents per ounce or fraction thereof. It was also used extensively for parcel post packages.

Shades,—Pale brownish carmine, brownish carmine, brown carmine, dark brown carmine, claret brown, bright claret red.

Varieties,—a: Plate number blocks.
 b: Shifted Transfer. (See # 417).
 c: Double Shift. (See # 417).

Plates used: Number only.
 6900—02, 10, 13, 31, 34.
 7036—37.
 10621—22, 23, 24.
 12581—82, 83, 84.

Number issued,—

The quantity of twelve cent stamps issued during the fiscal years ending June 30th according to the reports of the Director of the Bureau of Engraving and Printing is as follows:

1914.....	7,858,500	1920.....	43,690,200
1915.....	16,180,002	1921.....	45,670,600
1916.....	18,926,597	1922.....	49,664,300
1917.....	25,695,894	1923.....	56,029,900
1918.....	31,879,500	1924.....	43,817,651
1919.....	43,646,694		
		Total.....	383,059,838

THE THIRTEEN CENT STAMPS GROUPED

#339—Thirteen Cent, Blue Green. Washington. Watermarked USPS. Perf. 12.

Issued January 11, 1909.

Like the 1902 stamp this denomination was issued especially to cover registration plus the single letter rate for foreign bound letters. It was never sold in large quantities and is the only ordinary stamp of the twentieth century that is as scarce used as in mint condition. This is primarily due to its short life as a stamp with a definite purpose.

The report of the Third Assistant Postmaster General for the fiscal year ending June 30, 1909, commented as follows:

"Discontinuance of 13 cent stamp, 1908 series.

"This denomination was adopted in the series of 1902 to cover registry and a single rate of international letter postage. With the increase of the registry fee to 10 cents, the 15 cent stamp is the denomination suited to this purpose of registered letters dispatched to countries to which the 5 cent letter rate prevails and the 13 cent stamp will be discontinued."

The increase in registry fee went into effect November 1, 1909, and this denomination having lost its primary purpose was no longer being printed. The supply on hand, however, was sufficient to carry it into the fiscal year of 1911. It was used on foreign bound registered letters in addition to a 2 cent stamp to make up the necessary rate.


It was printed from standard spacing plates having the imprint and plate number. Although star plates with variegated spacings were prepared they never went to press and no spacing varieties exist.

This value is also known to exist on the china clay paper. This paper is in appearance somewhat similar to the blue paper. The china clay paper which contained by error 20% china clay instead of the 2% specified is a hard paper which is much thinner than either the standard paper or the blue paper. The greyish color when viewed from the back is much lighter than the blue paper. This variety is actually scarcer than the blue paper.

Shades.—Blue green, deep blue green.

Varieties.—a: Plate number blocks.
b: Clay paper.
c: Double Transfer.

A single copy (position unknown) shows a strong downward double transfer. The original entry is also slightly eastward and shows an added line inside the left frame line and below the bottom frame line. Added marks of color appear slightly in the "S" of "POSTAGE" and around the vignette circle and are slightly more marked in the numerals of value and "CENTS" of "CENTS." (Illustrated).



Downward Double.



Downward Double.



Plate Flaw 95 L. R. 4948.

Another downward double has been found, position unknown, which shows added lines of color in the lower bottom label and below the bottom frame. (Illustrated).

d: Plate Flaw.

The lower right plate number block from plate 4948 shows a gash over the "TAG" of "POSTAGE." This is on stamp # 95. (Illustrated).

Stamp # 48 of the upper right pane of 4946 shows a damage to Washington's face consisting of several heavy spots of color on the cheek below the eye and opposite the lower part of the nose.

Plates used: Imprint and number.
4942—45, 46, 48.

Plates prepared but not used:
Imprint, star and plate number.
5202—18, 24, 29.

**#365—Thirteen Cent, Blue Green. Washington. Bluish Paper.
Watermarked USPS. Perf. 12.**

Issued June 1909.

This is one of the rarities of the twentieth century, being one of the more desirable of the bluish paper varieties.

It is only recorded as having been found at the Post Office in Saginaw, Michigan. Almost three years after they were issued, John J. Spencer, Assistant Postmaster, discovered these among stock of thirteen cent stamps for which there was no longer any great demand.

The following comments are from his article in *Mekeel's Weekly Stamp News*, issue of March 17, 1930:

"We found what was left of what no doubt had been originally ten sheets safely resting at the bottom under a lot of new stock, the coming of which had doubtless saved these from annihilation. They were readily distinguished, having a marginal pen and ink marking. It is needless to say that our finding was not large, for though no doubt 10 sheets had been sent here they had, owing to their unusual fine centering, been used quite freely in our Registry Division. We found a partial mint sheet and margins from several other sheets that had been used. One or two sheets had also been precancelled. We were satisfied that ten sheets (of 100) had reached this Post Office. All of these panes no doubt have the plate number 4942, that number being on the top and left side of the sheets we were fortunate in rescuing. One page of my collection contains nothing but used 13 cent stamps on bluish paper, also two copies of the precancelled variety."

Mr. Spencer wrote us as follows:

"* * * That the balance of the four and eight cent values were not found in Post Office stocks I could account for from the fact that these denominations are used in large quantities and often taken from the larger offices in bunches of ten, twenty and often one hundred sheet lots and might have easily been used up on circular or catalogue work without being noticed. Almost all of the ten sheets of the thirteen cent stamp in the Saginaw Post Office were dissipated by myself when an outsider discovered that they were on blue paper. But for this fact all would have been distributed and none of us been the wiser, for this denomination was but little called for. The other thirty sheets were no doubt used up in other offices, the bluish paper not being noticed by either Postmaster or user."

There is no authentic record of any of the other thirty panes having been found in other post offices and of the 4000 copies printed by the Bureau, the small number discovered at Saginaw are the only known copies of this stamp that have been saved in a mint condition. The National Collection contained one sheet of each of the various values, however, delivered to the Government philatelist at the time of printing.

Shade.—Blue green.

Variety.—Plate number blocks.

Plates used: 4942-45.

#513—Thirteen Cent, Green. Franklin. No Watermark. Perf. 11.

Issued January 10, 1919.

Under an Act of Congress approved October 3, 1917, effective November 2 of that year, the letter rate of postage had been raised to three cents. The registry and special delivery rate remaining unchanged, there was once more a real need for thirteen cent stamps.

In August 1917 the Post Office Department asked the Postmasters all over the country to use the highest value stamp possible on all letters and packages in order to save the time of the Bureau in printing large quantities of the lower denominations. It was the desire of the Department to use one high value in place of a number of the lower values. In spite of this attempt on the part of the Department to promote efficiency in the use of stamps, almost a year and a half elapsed before the then necessary thirteen cent denomination was issued. At the time this stamp finally appeared it had already been decided that the letter rate would be reduced to two cents and on July 1st, 1919, this order went into effect, which automatically killed any special need for this thirteen cent value.

When the new series were issued plates for this denomination were not prepared and in 1924 when the last of these thirteen cent stamps were delivered to Postmasters it once again disappeared from current use.

Because of the short time this value was a necessity it is almost as desirable used as in mint condition. Between the time it was issued and the date of reduction in letter rates, almost as many were used as during the following five fiscal years. As most of these stamps were used as single copies used blocks of four are more desirable than those in mint condition.

The plates used had only a plate number designation. In spite of its limited life this stamp is found in a wide range of colors, the deep apple green shade being the scarce one.

Shades.—Pale apple green, apple green, deep apple green, pale yellowish green, bright yellowish green.

Varieties.—a: Plate number blocks.
b: Defective Transfer.

A vertical pair of these stamps have been found with defective transfer in the right frame line of both stamps. (Position unknown).

Plates used.—

9147—48, 49, 50.
12585—86, 87, 88.
13515—16, 17, 68.

Number issued.—

The quantity of thirteen cent stamps issued during the fiscal years ending June 30th according to the reports of the Director of the Bureau of Engraving and Printing is as follows:

	Washington	Franklin
1909.....	1,248,147	1919.....12,694,494
1910.....	1,321,244	1920..... 2,547,211
1911.....	340,000	1921..... 4,136,200
		1922..... 4,727,600
Total.....	2,909,391	1923..... 6,150,000
		1924..... 2,029,851
		Total.....32,285,356

THE FIFTEEN CENT STAMPS GROUPED

#340—Fifteen Cent, Ultramarine. Washington. Watermarked USPS.
Perf. 12.

Issued January 19, 1909.

This denomination when first issued served mainly to pay for overweight letters to European and other foreign points and for packages mailed in this country. As such the demand was very limited and comparatively few were used during the first half year it was current.

On November 1, 1909, the registry fee was raised to ten cents. This made a fifteen cent stamp useful to cover registration fee plus a single letter rate on foreign bound letters and the demand increased very rapidly.

It was printed only from standard spacing plates. Four star plates were made but never used for this stamp nor were star plates used for succeeding issues. Unlike some of the fifteen cent stamps of the 1902 series this denomination was printed only from 400 subject plates.

Shades,—Pale ultramarine, ultramarine.

Variety,—Plate number blocks.

Plates used: Imprint and plate number.
4949—51, 52, 54.

Plates not used:

a: Imprint, star and number.
5205—19, 25, 28.

#366—Fifteen Cent, Ultramarine. Washington. Bluish Paper. Watermarked USPS. Perf. 12.

Issued June 1909.

As in most of the other values printed on the rag paper only four thousand copies were made of this stamp. At the time this stamp was issued there was but small demand for this value and more copies were saved of this stamp than any of the others and it is not nearly as scarce as the other values above the two cent. It was discovered at a Post Office in Buffalo, N. Y. and many were saved to philately but it is still far from a common item and like the other bluish paper stamps is missing in many collections. This was the highest denomination printed on experimental paper.

Shade,—Pale ultramarine.

Variety,—Plate number block.

Plates used: Imprint and number.
4952—54.

#382—Fifteen Cent, Ultramarine. Washington. Watermarked USPS. Perf. 12.

Issued March 1, 1911.

This stamp was only current for a little less than a year and is the most desirable regular issue fifteen cent stamp in this group. It differs from No. 340 only in the watermark and as was often the case was overlooked by collectors at the time it was current. Having been used mainly for foreign bound letters cancelled copies, especially in blocks of four, are becoming quite scarce.

The star plates which had been prepared but not used for the earlier varieties, were never put to press and this stamp exists only on standard spacing plates.

Shade,—Pale ultramarine.

Varieties,—a: Plate number blocks.

Plates used: a: Imprint and number.
4949—51, 52, 54.

#418—Fifteen Cent, Grey. Franklin. Watermarked USPS. Perf. 12.

Issued February 12, 1912.

The design of all values above the seven cent stamp being changed to avoid confusion because of color similarity it was necessary to change the color of the fifteen cent stamp to avoid the confusion with the new registry stamp issued only two months earlier in the pale blue shade. This stamp, therefore, is in a new color as well as new design and having been current for over two years could not have been overlooked and collectors were able to amply fill their needs in singles and blocks of four while the stamp was current. It is not as difficult to obtain as some of the later varieties of this stamp.

The plates used for printing this denomination of the Franklin head were known as "A" plates. These had a standard spacing of $2\frac{3}{4}$ mm between the stamps. All three types of plate markings for this type of plates are found in this stamp.

Shades,—Grey, dark grey.

Varieties,—Plate number blocks.
 A—Imprint, "A" and number.
 B—"A" and number.
 C—Number only.

Plates used: a: Imprint, "A" and number.
 5747—55, 60, 66, 71, 75, 80.
 b: "A" and number.
 5850.
 c: Number only.
 6809—19, 25, 33.

#437—Fifteen Cent, Grey. Franklin. Watermarked USPS. Perf. 10.

Issued September 16, 1914.

Like the previous stamp this variety was printed from "A" plates having three types of imprints and differs only in the perforations.

This denomination was being used in increasing quantities when this variety was current and it is not as scarce as the previous stamp.

Shades,—Grey, dark grey.

Varieties,—Plate number blocks.
 A—Imprint, "A" and number.
 B—"A" and number.
 C—Number only.

Plates used: a: Imprint, "A" and number.
 5771—75, 80.
 b: "A" and number.
 5850.
 c: Number only.
 6809—19, 25, 33.

#475—Fifteen Cent, Grey. Franklin. No Watermark. Perf. 10.

Issued November 16, 1916.

There being only a change in the paper used for printing this stamp most of the collectors failed to get copies of this stamp in the short time it was current and it is the scarcest Franklin stamp of this denomination. It was current for only about six months and because of the difficulty in finding the watermark on the previous series it was generally assumed that no change had taken place and dealers and collectors overlooked it.

This stamp is not as scarce as the fifteen cent Washington on single line watermarked paper in spite of the shorter time it was in existence. More copies were issued in six months due to the growth of the Parcel Post system than in the entire year the earlier stamp was current. The early types of the "A" plates having been dropped all copies of this stamp were printed from plates having only a number.

Shade,—Dark grey.

Varieties,—a: Plate number blocks.
b: Experimental Bureau Precancel.
Springfield, Mass.

Plates used: Number only.
6809—19, 25, 33.

#514—Fifteen Cent, Grey. Franklin. No Watermark. Perf. 11.

Issued May 21, 1917.

This was current for more than five years and issued in larger quantities than all other varieties of the fifteen cent combined.

While the three cent rate on letter postage was effective this stamp was largely used on letters over four ounces. The denomination being intended mainly for foreign bound registered letters was used in greater numbers after the signing of the Armistice and the reopening of the seas to international commerce.

Shades,—Grey, dark grey.

Variety,—Plate number blocks.

Plates used: Number only.
6809—19, 25, 33.
7926—27, 28, 29.
8878—79, 90, 91.
10179—80, 81, 82.
10500—01, 02, 03.
10617—18, 19, 20.
12589—90, 91, 92.
13280—81, 82, 83.
13860—61, 62, 63.

Number issued,—

The quantity of fifteen cent stamps issued during the fiscal years ending June 30th according to the reports of the Director of the Bureau of Engraving and Printing is as follows:

Series of 1908 Washington	Franklin
1909.....	1912.....
2,093,202	2,697,920
1910.....	1913.....
11,814,280	14,064,700
1911.....	1914.....
16,093,089	23,038,120
1912.....	1915.....
10,875,199	18,576,880
1913.....	1916.....
172,420	24,080,917
	1917.....
	27,064,804
	1918.....
	32,990,900
	1919.....
	45,799,044
	1920.....
	45,218,491
	1921.....
	43,665,000
	1922.....
	48,496,800
	1923.....
	56,806,500
	1924.....
	50,000
Total.....	Total.....
41,048,190	382,550,076

THE TWENTY CENT STAMPS GROUPED**#419—Twenty Cent, Ultramarine. Franklin. Watermarked USPS. Perf. 12.**

Issued April 29, 1914.

This denomination was issued primarily for use on parcel post packages. When the 1902 series was first issued, requests were received from business men for some values between the 15 and 50-cent stamps. This request was at that time rejected by the Department.

The increased use of mail service for sending packages had increased very rapidly with the introduction of the Parcel Post system and it was found necessary to add additional values to the ordinary stamps when the discontinuance of special stamps for this service was decided upon.

This stamp throughout its changes in perforations and watermark was printed from standard $2\frac{3}{4}$ mm spaced plates having only a plate number as the imprint. The stamp was current for less than nine months and has become quite scarce in spite of the fact that being a new denomination it was bought by many collectors at the time it was current. However, before most collectors were aware that it had been issued the perforations were changed and a new variety had become current and this stamp is constantly becoming more difficult to obtain.

Shades,—Ultramarine, dark ultramarine.

Variety,—Plate number blocks.

Plates used: Number only.

6908—09, 20, 26.

#438—Twenty Cent, Ultramarine. Franklin. Watermarked USPS. Perf. 10.

Issued September 19, 1914.

This variety was current for over two years and is not as desirable as the previous stamp. The change in perforation, which was introduced to strengthen the sheets, was quite obvious and the supply saved to philately has always been plentiful.

Shades,—Ultramarine, dark ultramarine.

Variety,—Plate number blocks.

Plates used: Number only.

6908—09, 20, 26.

#476—Twenty Cent, Ultramarine. Franklin. No Watermark. Perf. 10.

Issued December 5, 1916.

There being only a change in watermark, this stamp is as desirable as No. 419 in spite of the much larger quantity issued. It was current for less than six months and being unaware of the change of the paper, many collectors did not try to obtain copies of this variety until after the perf. 11 variety had succeeded it.

The watermark on the previous stamp is very elusive and collectors should be sure that a perf. 10 stamp is unwatermarked before classifying a copy as this variety, as it is much scarcer than the previous stamp on watermarked paper.

Shades,—Pale ultramarine, bright ultramarine.

Varieties,—a: Plate number blocks.
 b: Experimental Bureau Precancel.
 Springfield, Mass.

Plates used: Number only.
 6908—09, 20, 26.

#515—Twenty Cent, Ultramarine. Franklin. No Watermark. Perf. 11.

Issued May 12, 1917.

This variety was current for almost six years and is quite common. Its increased use especially after the War, caused numerous printings and this stamp is found in a wide range of shades. The earlier printings were light as in previous issues but later printings were much darker. The lighter shades being the early printings were not obtained in large quantities by philatelists and are more desirable than the later issues.

A few sheets were found in Philadelphia which had one horizontal gutter across the pane in which the perforations seem to be lacking. In most cases the variety was found to have blind perforations but about five vertical pairs were found with no evidence of any perforations between the stamps. These, of course, are extremely rare, while the others are far from common.

Shades,—Pale ultramarine, light ultramarine, bright ultramarine, deep ultramarine, pale blue, dull blue, deep blue, dark blue, pale greyish blue, grey blue, deep greyish blue.

Varieties,—a: Plate number block.
 b: Vertical pair imperf. between.
 c: Vertical pair imperf. between with blind perforations.
 d: Double Transfer.

A single copy, plate number unknown, shows a marked downward double. This shows the top frame line appearing in the "POST" of "POSTAGE," the top of the vignette circle appearing in Franklin's head. Evidences of the double also appear in both numerals of value and throughout the top of "CENTS." (Illustrated).



**Downward
 Double
 Transfers.
 Positions
 Unknown.**



Another strong double transfer, position unknown, shows very prominently over most of the upper part of the frame. In addition to being downward, the double is slightly to the left, showing at the outside edge of the left inner frame line as well as in the vignette and bottom label. (Illustrated).

Still another marked downward double has been found which shows throughout much of the design. (Illustrated).

Two other doubles have been found showing evidences of the former entries in the lower part of the design. (Illustrated).



Double
Transfers.
Positions
Unknown.



e: Two Way Double Transfer.

A single copy, position unknown, shows an upward double above the top frame line and in the "S" of "POSTAGE." A downward double appears below the bottom frame line, in both numerals of value, in "CE" of "CENTS" and below the bottom shading lines. (Illustrated).

f: Cracked Plate.

A bottom plate number block from plate #13471 shows a ragged zigzag crack to the right of the plate number. This is either under stamps 95 and 96 of the lower left pane or 96 and 97 of the lower right pane.

Two-Way Double Transfer.
Position Unknown.



Plates used,—Number only.

- 6908—09, 20, 26, 33, 35, 38.
- 7033.
- 10135—36, 37, 38.
- 10325—26, 27, 28.
- 11793—95, 96.
- 11801.
- 12593—94, 95, 96.
- 13471—72, 73, 74.
- 13836—37, 38, 39.

Number issued,—

The quantity of twenty cent stamps issued during the fiscal years ending June 30th according to the reports of the Director of the Bureau of Engraving and Printing is as follows:

1914.....	4,158,800	1920.....	66,369,891
1915.....	10,397,502	1921.....	68,746,500
1916.....	16,243,497	1922.....	81,811,800
1917.....	20,202,894	1923.....	96,633,000
1918.....	33,129,700	1924.....	16,372,651
1919.....	52,771,894		
		Total.....	466,838,129

THE THIRTY CENT STAMPS GROUPED

#420—Thirty Cent, Orange Red. Franklin. Watermarked USPS. Perf. 12.

Issued April 29, 1914.

Like the twenty cent stamp this denomination was issued primarily for use on Parcel Post after the discontinuance of distinctive stamps for this service.

In spite of the short time this stamp was current and the comparatively small quantity issued this variety is not nearly as scarce at present as might be expected. As is usual with new denominations or new designs most collectors bought copies of this stamp when it was first issued and a large quantity was saved to philately. However, the total quantity saved by collectors and dealers is insufficient to enable each collector of United States stamps at the present time to have a block of four of this stamp in his collection. In recent years there has been a tremendous increase in the number of collectors specializing in United States stamps of the twentieth century in mint blocks of four and these stamps are becoming scarce items in this condition.

All copies of this denomination were printed from standard $2\frac{3}{4}$ mm spaced plates having only a number as the imprint.

Shades,—Orange red, dark orange red.

Varieties,—a: Plate number blocks.
b: Double transfer. (See # 439).

Plates used: Number only.
6899.
6911—14, 17.

#439—Thirty Cent, Orange Red. Franklin. Watermarked USPS. Perf. 10.

Issued September 19, 1914.

Although this variety was current for over two and a half years and in that time about ten million copies were issued, a very limited amount of mint copies was saved to philately and this stamp is today very desirable and much scarcer than any of the other varieties of this denomination.

This variety being merely a change in perforations many collectors overlooked this stamp. Its primary function also being for Parcel Post its use was limited and the average collector was not aware of its existence until quite some time after it had been replaced by the perf. 11 stamp.

The thirty cent stamp perforated 10 was the subject of a great deal of controversy. When the paper used for printing stamps had been changed to the unwatermarked stock and the perforating wheels were still set at 10 gauge, copies of this denomination were said to have been found on the new paper. Philatelic writers with close connections in Washington claimed that the stamp did not exist perf. 10 on unwatermarked paper while others who had seen the "unwatermarked" copies were insistent that the stamps did so exist. The Bureau's aid was asked and a checkup by them proved that this denomination perforated 10 on unwatermarked paper **COULD NOT EXIST** as the thirty cent plates did not go to press between the time the Bureau started using unwatermarked paper and the time that the last flat plate perforating machine had been changed to 11 gauge. A further checkup on the "unwatermarked" stamps with the aid of photography showed the watermark to be present but very faint.

The plausibility of the difference of opinion in regard to the perf. 10 unwatermarked thirty cent stamp and the possibility of an honest error being made by dealers on other values known to exist on unwatermarked paper, becomes apparent from the incident mentioned under the six cent group.

The thirty cent stamp therefore only exists in one variety in each type of perforation and causes less confusion than almost any other value in this group.

Shades,—Orange red, dark orange red.

- Varieties**,—a: Plate number blocks.
b: Double Transfer.

A single copy, position unknown, has been found showing a marked upward double transfer. The doubling occurs above the top frame line, in the "P TA" of "POSTAGE," in the "TS" of "CENTS" and above the bottom frame line. Plates used for printing this thirty-cent stamp were also used for # 420 and # 516 and this double transfer must exist on the other two issues of this stamp.

- c: Shifted Transfer.

The downward shift appearing at the top of "CENTS" and at the bottom of the vignette frame line has been found on this stamp. This, too, is certain to exist on the perf. 12 and perf. 11 stamps of this denomination.

Double Transfer.
Position Unknown.



Plates used: a: Number only.
6899.
6911—14, 17.

#516—Thirty Cent, Reddish Orange. Franklin. No Watermark. Perf. 11.

Issued May 12, 1917.

This stamp was current for almost six years and is still quite common. The use of the Parcel Post service increased tremendously after the close of the World War and the higher values were used in larger quantities than ever before.

Being current for a considerable time, coupled with the increased demand, it had frequent printings and is found in a greater variety of shades than any of the previous stamps of this denomination.

Shades,—Pale reddish orange, pale orange red, orange red, dark orange red.

- Varieties**,—a: Plate number blocks.
b: Double Transfer.

Double Transfer
Stamp #91 of a
Lower Left Pane.
Plate Number is
Not Known.
Plate Makers Initials
J. P. P. in Margin at Left.



The one reported under # 439 must exist on this stamp.

A copy from the lower left corner of a lower left pane having the plate maker's initials J. P. P. shows a westward double. An added line appears outside the left frame line as well as in the lower label. (Illustrated).

c: Shifted Transfers.

The varieties mentioned under # 436 must also exist for this stamp.

Plates used: Number only.

6899.

6911—14, 17, 21, 24, 27, 28.

Number issued,—

The quantity of thirty cent stamps issued during the fiscal years ending June 30th according to the reports of the Director of the Bureau of Engraving and Printing is as follows:

1914.....	2,852,300	1920.....	27,704,391
1915.....	3,918,502	1921.....	23,960,200
1916.....	4,792,197	1922.....	25,992,200
1917.....	5,532,497	1923.....	34,600,900
1918.....	12,043,600	1924.....	20,297,451
1919.....	19,746,294		
		Total.....	181,440,532

THE FIFTY CENT STAMPS GROUPED

#341—Fifty Cent, Violet. Washington. Watermarked USPS.
Perf. 12.

Issued January 13, 1909.

This stamp differs from the lower values in that it was printed from 200 subject plates instead of the usual 400. As in the larger plates these were separated into panes by horizontal and vertical guide lines terminating in arrows in the margin. After being printed the 200 subject sheets were cut vertically into 100 subject panes. The horizontal guide line was perforated, thereby leaving the right and left arrow blocks intact. Position varieties, therefore, exist which are lacking in the lower values.

This stamp was current for more than three years and was not printed on the single line watermarked paper. In the *Philatelic Gazette* of November 15, 1910, the following comment appeared in regard to the possibility of issuing the higher denominations on the new (single line) watermarked paper:

"It is not contemplated to issue the 50c and \$1.00 with the new watermark, as these are printed in sheets of 200. Of this paper there is still a good supply on hand and it will be used up. Furthermore, it will be two or three years before it will be necessary to print any new supplies of either of these denominations, as the stock in the vaults is quite large for stamps so little required. It is, therefore, quite likely that the 50c and \$1.00 of the current season will never appear with the new watermark."

The accuracy of this statement becomes quite evident in noting the quantities of the fifty cent stamp bearing the portrait of Washington delivered to Postmasters during the fiscal year following the issuing of the new Franklin stamp.

Being current for quite a long time this stamp is not nearly as scarce as some of the following fifty cent stamps, which though issued in even larger quantities were overlooked by both collector and dealer. At the time it was current there were few other new varieties to attract collectors and most philatelists obtained copies while the stamp was on sale at Post Offices.

Shades,—Violet, dull violet.

Varieties,—a: Plate number blocks.

A—Imprint and plate number (top and bottom only).

- b: Position blocks.
 A—Right arrow block complete.
 B—Left arrow block complete.
 c: Double Transfer.

A single copy with guide line at the left shows an eastward displacement. Added lines appear inside the left frame line, outside the right frame line, in the "S GE" of "POSTAGE" and in the "N" of "CENTS."

Plate used: Imprint and number. 4956.

#422—Fifty Cent, Violet. Franklin. Watermarked USPS. Perf. 12.

Issued February 12, 1912.

We have heretofore in most instances followed the numerical order of Scott's Catalog numbers in order to avoid confusion. In this stamp, however, we firmly believe the correct sequence to follow is the chronological one based on the date of issue, to enable collectors to get a clear picture of the fifty cent stamp in its many variations of perforation and watermark. We are therefore listing this stamp before No. 421, which was not issued until more than two years later.

At the time it was decided to change the designs of all values above the six cent denomination (the seven cent not having been issued) there was still sufficient double line watermarked 200 subject sheets of paper on hand at the Bureau to fill all needs for the higher denominations. This stamp, bearing the portrait of Franklin, was therefore first issued on the double line watermarked paper in sheets of 200 and cut into panes of 100.

Being a new type of design and having been current for over two years, this variety was bought by most collectors at the time of issue and is no more desirable than the previous stamp which was issued in a larger quantity.

Shades,—Violet.

- Varieties,—a: Plate number blocks.
 A—Imprint, "A" and number, (top and bottom only).
 b: Position blocks.
 A—Right arrow block complete.
 B—Left arrow block complete.

Plate used: Imprint, "A" and number.
 5749.

#421—Fifty Cent, Violet. Franklin. Watermarked USPS. Perf. 12.

Issued April 29, 1914.

The distinctive Parcel Post stamps having been discontinued the need for high value stamps in large quantities was to be expected. The Bureau, therefore, laid down some new plates of this value having the usual 400 subjects and this and all later varieties were printed from these standard size plates. They have only a number as their designation and were of a standard $2\frac{3}{4}$ mm spacing.

Beginning with this stamp all varieties of the fifty cent and \$1.00 stamps of this group in singles and blocks of four up to the perf. 11 on unwatermarked paper have become very scarce and as the interest in twentieth century mint blocks of four increases these blocks will become almost rarities. This seems contrary to what might be expected as the demand for high denominations for Parcel Post increased each year and most varieties were issued in much greater quantities than the earlier issues which are still comparatively common.

This scarcity is due entirely to dealers who at that time found themselves confronted with a new problem. This is reflected by the following editorial in *Mekeel's Weekly* of February 13, 1915, which being written at the time gives a clearer picture of the troubles of dealers than could be obtained from a present day vision of the past.

"Money. The dealer who makes a pretense of stocking U. S. stamps closely, finds financial considerations entering more prominently than before in his calculations. The single line watermark, the Parcel Post, the changes in design, imperfs, coils, etc., topped off with demand for blocks have required a substantial outlay for unused stamps that dealers find it a bit staggering in their constant efforts to keep their stocks complete to date.

When the difficulty in finding stamps in prime collecting condition is coupled with the small margin of profit handling these stamps this stock almost resolves itself into accommodation."

The dealers, therefore, did not make a great effort to stock and push the current stamps and most collectors did not get copies of the various varieties while they were on sale at the Post Offices, but waited until they had been replaced by a new variety before deciding to obtain copies, in some cases overlooking them entirely, the result being that although larger quantities were issued by the Bureau much smaller quantities were saved in mint condition for philatelic purposes, the supply today being inadequate to the demand, especially in blocks of four.

During the year and a half this variety was current many more copies were issued than in the two years the previous stamp was current. In spite of this copies in singles and blocks are more desirable than either of the previous fifty cent varieties. Being printed from the 400 subject sheets the new single line watermarked paper was used and there has always been confusion between this variety and its predecessor. The watermark is much lighter than on No. 422. The paper is thicker, however, and this should help collectors in separating these two but the surest method of proper classification is by correctly reading the watermark.

Shades,—Bright violet, violet.

Variety,—Plate number blocks.

Plates used: Number only.
7040—42, 49, 57.

#440—Fifty Cent, Violet. Franklin. Watermarked USPS. Perf. 10.

Issued December 10, 1915.

This stamp was current for only a little over a year and dealers who were loaded to financial capacity with former issues did very little to help collectors to obtain copies for their collection by stocking up on this stamp while it was current. As a result, this stamp is becoming constantly more desirable.

Shade,—Violet.

Variety,—Plate number block.

Plates used: Number only.
7040—42, 49, 57.

#477—Fifty Cent, Violet. Franklin. No Watermark. Perf. 10.

Issued March 2, 1917.

This variety of the fifty cent stamp was current for a shorter time than any other ordinary issue during the twentieth century. It was issued but three weeks before the lower values perf. 11 were first delivered to Postmasters and less than three months before this denomination was issued with new perforations.

It differs from the previous one only in the paper which was no longer watermarked. This caused trouble to those collectors who bought copies at the Post Office as soon as the philatelic press of the time announced that this stamp

had finally appeared. The watermark on the previous issue had been obscure and in many cases collectors inadvertently obtained the old watermarked variety instead of the new issue, as a result most of the new variety had been used for postage before collectors realized their error. The distribution of this small issue was limited to the few Post Offices happening to requisition this denomination at the opportune moment and many Post Offices never carried this unwatermarked variety.

Besides the confusion caused by the watermarked variety being mistaken for this stamp it would still be a scarce item even though all copies issued were saved for philatelists, for during the fiscal year ending June 30, 1917, the average monthly consumption was approximately 250,000 fifty cent stamps. This average would indicate that less than 800,000 had been issued perforated 10 on unwatermarked paper, which would scarcely be enough to supply each collector of United States stamps with a single and a block of four. In used condition it is much scarcer than the catalog value would indicate, especially since many copies offered as the unwatermarked are found upon close inspection to be watermarked.

Being much more desirable than the previous issue collectors should BE CERTAIN that they are getting the unwatermarked variety, any "light" spot on any part of the stamp should be carefully investigated.

Shade—,Violet.

Variety—Plate number blocks.

Plates used: Number only.

7040—42, 49, 57.

#517—Fifty Cent, Violet. Franklin. No Watermark. Perf. 11.

Issued May 19, 1917.

Like other high values the use of this denomination increased greatly after the close of the War. It was current for more than five years and is found in a number of shades, the early printings in the lighter shades being more desirable.

Shades—Light violet, red violet, violet.

Varieties—a: Plate number blocks.

b: Vertical pair imperf. between. Only one known to be in existence.

Plates used: Number only.

7040—42, 49, 57.

13653—54, 55, 56.

Number issued—

The quantity of fifty cent stamps issued during the fiscal years ending June 30th according to the reports of the Director of the Bureau of Engraving and Printing is as follows:

Portrait of Washington		Portrait of Franklin	
1909.....	147,044	1912.....	125,484
1910.....	312,620	1913.....	535,172
1911.....	679,787	1914.....	1,148,997
1912.....	570,639	1915.....	782,424
1913.....	116,700	1916.....	2,223,570
		1917.....	2,956,991
		1918.....	6,457,710
		1919.....	10,972,434
		1920.....	17,646,621
		1921.....	17,793,205
		1922.....	20,479,515
		1923.....	24,552,055
		1924.....	19,958,576
Total.....	1,826,790	Total.....	125,632,754

THE ONE DOLLAR STAMPS GROUPED**#342—One Dollar, Violet Brown. Washington. Watermarked USPS. Perf. 12.**

Issued January 29, 1909.

It was first intended to issue this stamp in "pink", really a dark rose, and the die was approved by the Postmaster-General, Geo. Von L. Myer, on January 6, 1909. In spite of this approval, it was decided that this stamp looked too much like the two cent value and the Department decided to issue the stamp in a violet brown. A die proof in the new color was approved January 20th, 1909.

This stamp was the last of the series of 1908 to appear as well as being the highest denomination. It was printed from 200 subject plates like the fifty cent Washington and prepared for distribution in the same manner.

Although current for more than three years, it was issued in a very limited quantity and is quite desirable. There being a large supply of 200 subject double line watermarked paper on hand at the Bureau, this stamp was not issued on the single line paper and exists only in one form and can cause no confusion to collectors.

Shades,—Light violet brown, violet brown.

Varieties,—a: Plate number blocks.

A. Imprint and plate number (top and bottom only).

b: Position blocks.

A. Right arrow block complete.

B. Left arrow block complete.

c: Shifted Transfer.

Copies have been reported showing a downward doubling of some of the shading lines at the bottom of the design.

Plate used: Imprint and number.
4957.

#423—One Dollar, Violet Brown. Franklin. Watermarked USPS. Perf. 12.

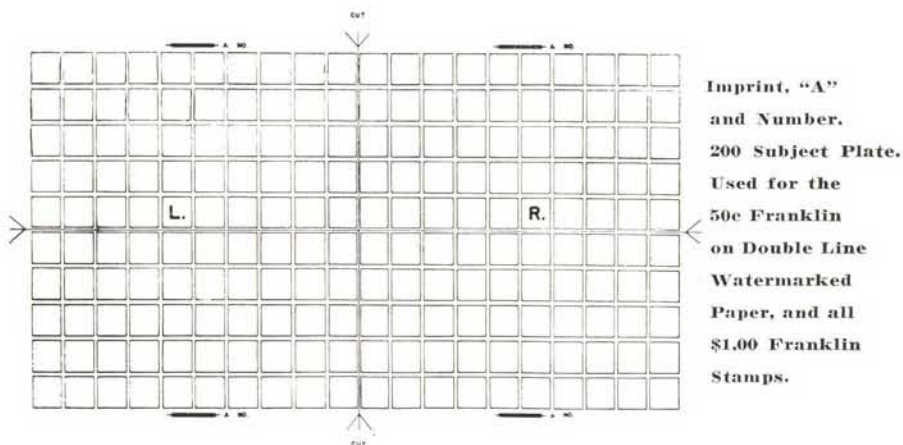
Issued February 12, 1912.

To avoid confusion with the lower denominations all values from the eight cent stamp up were issued with the new Franklin design. As noted before there was still a large quantity of double line watermarked paper on hand at the Bureau cut into 200 subject size, and the new plate was made in this size. The first issue of the Franklin stamp perf. 12 does not exist on the single line watermarked paper, as do the lower values.

It was current for about three years but was issued in a more limited quantity than the previous variety in spite of the increased use of high denomination stamps for Parcel Post. This was caused by two reasons, the first being that the one dollar Parcel Post was delivered to Postmasters as late as the fiscal year ending June 30, 1917, the other being that large quantities of the Washington One Dollar stamps were delivered by postmasters during the first two years this Franklin stamp was current.

The reduction in the number issued, coupled with the financial difficulties encountered by dealers in carrying mint current stamps in stock, make this stamp more desirable than the previous one dollar variety.

The plate used had a standard spacing of $2\frac{3}{4}$ mm between stamps and had an imprint "Bureau of Engraving and Printing—A—and number". This plate was used on all varieties of this stamp.



Imprint, "A"
and Number.
200 Subject Plate.
Used for the
50c Franklin
on Double Line
Watermarked
Paper, and all
\$1.00 Franklin
Stamps.

Shade,—Violet brown.

- Varieties,—a: Plate number block.
b: Position blocks.
A—Right arrow block complete.
B—Left arrow block complete.
c: Double Transfer.

Stamp # 66 of the left pane of plate 5782 shows a southeastern double. Added lines may be seen in most of the letters of "POST-AGE," at the top of the vignette circle, the bottom label and below the bottom frame line. (Illustrated).

Double
Transfer
5782
Left = 66.



Found on
all the
Varieties of
this stamp.

Plate used: Imprint, "A" and number.
5782.

**#460—One Dollar, Violet Brown. Franklin. Watermarked USPS.
Perf. 10.**

Issued February 8, 1915.

The change to perf. 10 in place of 12, because of the necessity of increased strength of the sheets, produced a new variety of this denomination. All other stamps were being printed on the new single line watermarked paper except this one, as the Bureau had plenty of the old type 200 subject size paper on hand. The supply of this double line watermarked paper was sufficient to last until late in 1916 and this value was never printed on the single line watermarked paper.

This variety was current for only a little more than a year and a half but during this time it was issued in a much larger quantity than the previous variety and it is much more common.

Shade,—Violet brown.

Varieties,—a: Plate number blocks.

b: Position blocks.

A—Right arrow block complete.

B—Left arrow block complete.

c: Double Transfer.

Double transfer on 66 left, plate 5782 also exists on this stamp.

Plate used: Imprint, "A" and number.
5782.

#478—One Dollar, Violet Brown. Franklin. No Watermark. Perf. 10.

Issued December 22, 1916.

During the fiscal year ending June 30, 1917, more one dollar stamps were issued than all previous varieties of the Franklin design combined. This was due to the abnormal demand for high value stamps for Parcel Post packages for shipment to Europe, especially Russia, and comparatively few copies were set aside by collectors. The change in this stamp being only in the watermark many collectors overlooked this variety while copies could be had at Post Offices. It is therefore more desirable than any other one dollar stamp of the group.

Shades,—Violet brown, blackish brown.

Varieties,—a: Plate number block.

b: Position blocks.

A—Right arrow block complete.

B—Left arrow block complete.

c: Double Transfer.

Double transfer on 66 left, plate 5782 also exists on this stamp.

Plate used: Imprint, "A" and number.
5782.

#518—One Dollar, Violet Brown. Franklin. No Watermark. Perf. 11.

Issued May 19, 1917.

More copies of this stamp were delivered to Postmasters during the first full fiscal year after it was issued than all previous one dollar stamps in this group combined. It is quite common as most collectors were able to obtain copies at the Post Office during the six years it was current.

There is, however, a very scarce early shade which should not be confused with later printing. This is a very dark brown, almost black, with just a suggestion of the violet. It is listed as black brown. There was also another dark brown shade which is also quite scarce, this is lighter in general appearance than the other shade and has much more of a violet cast, it is not noticeable under artificial light. This latter shade is known as dark violet brown. The later and ordinary color is violet brown, the tone checking with the previous issues.

Shades,—Violet brown, dull violet brown, dark violet brown, black brown.

Varieties,—a: Plate number blocks.

b: Position blocks.

A—Right arrow block complete.

B—Left arrow block complete.

c: Double Transfer.

Double transfer on 66 left, plate 5782 also exists on this stamp.

Plate used: Imprint, "A" and number.
5782.

Number issued,—

The quantity of one dollar stamps issued during the fiscal years ending June 30th according to the reports of the Director of the Bureau of Engraving and Printing is as follows:

Portrait of Washington		Portrait of Franklin	
1909.....	30,501	1912.....	33,723
1910.....	56,784	1913.....	49,111
1911.....	42,992	1914.....	67,331
1912.....	100,613	1915.....	85,057
1913.....	82,700	1916.....	178,140
		1917.....	613,686
Total.....	313,590	1918.....	1,745,297
		1919.....	2,896,127
		1920.....	4,376,760
		1921.....	3,825,095
		1922.....	2,684,385
		1923.....	3,619,305
		1924.....	1,780,757
		Total.....	21,954,774

THE TWO DOLLAR AND FIVE DOLLAR STAMPS GROUPED

#479—Two Dollar, Dark Blue. Madison. No Watermark. Perf. 10, 1902 Re-issue.



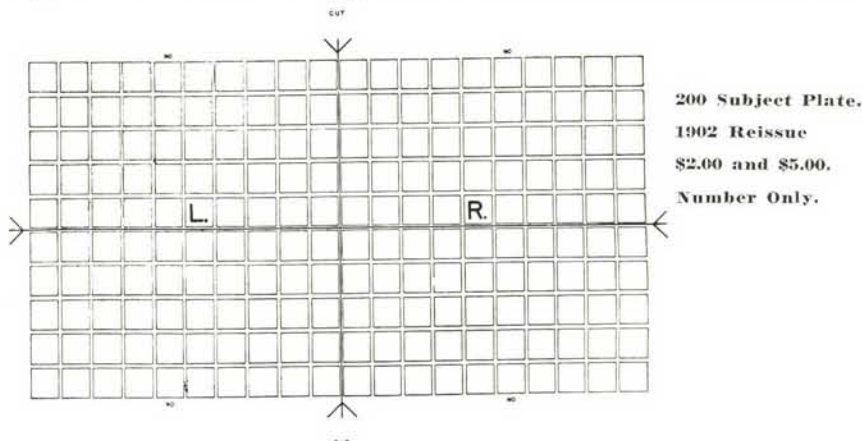
Issued March 22, 1917.

#480—Five Dollar, Green. Marshall. No Watermark. Perf. 10, 1902 Re-issue.

Issued March 22, 1917.

We are treating these two stamps under one heading as their history is identical. They need no description as they differ from the original issue only in perforations and paper.

Early in 1917 there was a sudden demand for high value postage stamps. This country was sending numerous shipments of machine parts to Russia by Parcel Post and valuable shipments of Liberty Bonds also required large amounts of postage. The demand was unexpected and the Bureau had no time to prepare



new designs so the series of 1902 master dies were used to prepare new plates, as the original plates and transfer rolls had been destroyed. These new plates were of 200 subjects, cut vertically into panes of 100 leaving the horizontal arrow blocks intact.

These stamps were replaced by a new issue about a year and a half later, but the Bureau delivered the two dollar stamps as late as the fiscal year of 1920 and the five dollar stamp up to 1924. Having been used in quantities on individual shipments used blocks are quite common, the lower value being more desirable as the five dollar was usually used in large blocks.

Shades,—\$2.00 Dark Blue.
\$5.00 Green.

Varieties,—a: Plate number blocks.
A—Number only.
b: Position blocks.
A—Right arrow block complete.
B—Left arrow block complete.
c: Two Dollar Double Transfer.

A stamp above the center guide line shows a strong downward double transfer. This shows added spots of color in the top and bottom labels and below the right and left shields containing the numerals of value. (Illustrated).



**Double
Transfers.**



Another copy, position unknown, shows a southeast double transfer. The doubling is clearly obvious along the right side of the stamp, showing added lines outside the right frame line. Added lines appear at the top and bottom of the left shield and in the lower label. (Illustrated).



Shifted Transfer.

**Double
Transfer.**



A stamp with center guide line at top shows a northwest displacement. Added lines may be seen below the vignette frame line and throughout much of the lower label. (Illustrated).

d: Two Dollar Shifted Transfer.

The stamp to the right of the double transfer mentioned above with center guide line at the bottom, shows a shifted transfer of the bottom frame line. (Illustrated).

e: Five Dollar Twisted Transfer.

A single copy, position unknown, shows a distinct twisted transfer, the displacement being in a counter clockwise direction. An added line of color is most obvious below the left part of the bottom frame line. The doubling is also quite clear above the upper right corner.

Plates used: \$2.00—8015.
\$5.00—8016.

Number issued,—

Quantities of the \$2.00 and \$5.00 stamps of the re-issue of 1902 delivered to Postmasters during the fiscal years ending June 30, as reported by the Director of the Bureau of Engraving and Printing:

	\$2.00	\$5.00
1917.....	85,807	22,806
1918.....	36,100	42,260
1919.....	127,321	67,645
1920.....	56,152	36,220
1921.....	..	19,090
1922.....	..	14,961
1923.....	..	14,185
Total.....	305,380	217,167

#523—Two Dollar, Orange Red and Black. Franklin. No Watermark. Perf. 11.

Issued August 19, 1918.

#547—Two Dollar, Carmine and Black. Franklin. No Watermark. Perf. 11.

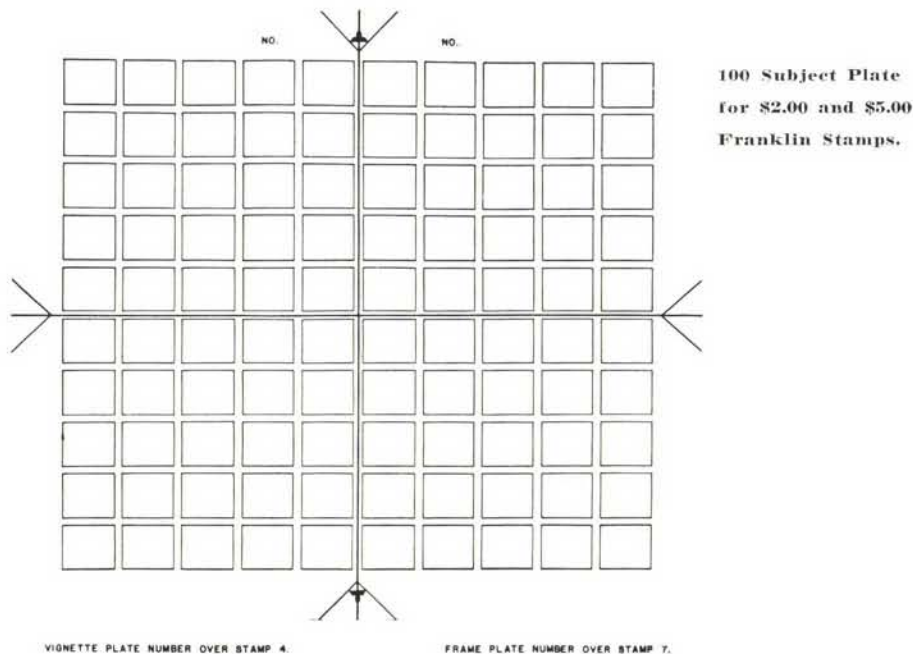
Issued November 1, 1920.

Due to the press of work at the Bureau it was not until 1918 that the new high value designs were delivered to Postmasters to replace the re-issue of 1902. The plates were reported as having been made in September 1917, by the *Philatelic Gazette*, but the stamps were not issued until almost a year later.

The design was rectangular, with its largest sides horizontal. It was about seven eighths of an inch wide and three quarters high. The subject, a portrait of Franklin looking to the left, was printed in black while the border design was in RED. Triangular ornaments in the two upper corners and the words "U. S. POSTAGE" in Roman capital letters appeared in a curved line above the head of Franklin. The word "DOLLARS" in a straight line below the portrait, and the numeral "2" appearing within ovals in both lower corners.

This stamp was printed in sheets of 100 subjects and so delivered to Postmasters. Horizontal and vertical guide lines divided the sheets into panes of twenty-five for aid in perforating. These were left intact and enabled collectors to obtain all position blocks. The frame and vignette number appear only on the top, above the second stamps on either side of the center line. Plate number blocks are usually collected in blocks of eight showing both numbers and the top arrow.

In the description of this stamp it will be noticed that the color of the frame is RED. This is from the official Report of the Third Assistant Postmaster and explains the later issue of this stamp.



When the \$2.00 Franklin was issued the color of the frame was actually an orange red shade. In November 1920 it suddenly appeared in a carmine and black combination. This caused considerable interest on the part of philatelists who believed this new shade was an error.

Upon investigating this new color philatelic writers were told by the Bureau that "this stamp has always been this color". A comparison of the new shade and the old was called to their attention and it was learned that the *early* printing was an error in color and the new shade was the correct one. In all communications between the Department and the Bureau this stamp was called red and black and this is the official designation. These two stamps should, therefore, have only one catalogue number as there is no official difference between the shades though the correct color as approved from proofs appeared more than two years later.

The early printing is much more desirable. There were only a comparatively small quantity printed as the 1902 re-issue were still on hand at the Bureau when this stamp was issued. Furthermore, the change in shade came as a surprise and many collectors were unable to obtain copies before the red color became the current shade. The total issued was less than 1,000,000 for both colors and these stamps in mint condition will become very desirable in a short time, particularly the orange red shade.

Shades.—Orange red and black, red orange and black, carmine and black, lake and black.

Varieties.—a: Position number blocks.

b: Position blocks.

A—Center line block.

B—Right arrow block.

C—Left arrow block.


D—Top arrow block.

E—Bottom arrow block.

c: Double Transfer.

A copy with guide line at bottom shows a western displacement. There is an added spot of color in the ornament in the upper left corner, in both numerals of value, in "DO RS" of "DOLLARS" and outside the left vignette frame line. (Illustrated).


A single copy, position unknown, shows a northwestern displacement and there is an added line of color along the lower part of the left frame line, outside the left inner frame line and in the lower left corner. (Illustrated).



Guide Line at Bottom.



Double Transfers.



Positions Unknown.

Another western double, position unknown, shows along the bottom of the stamp in the upper left corner and outside the left frame line. (Illustrated).

d: Position Dot.

The position dot on the vignette plate does not seem to have been removed as a center line block, a bottom arrow block and a normal block of these two stamps shows a black position dot on each stamp near the "S" of "POSTAGE."

Plates used: Frame 8177.
Vignette 8179.

Number issued,—

Quantities of the \$2.00 Franklin stamps delivered to Postmasters during the fiscal years ending June 30, as reported by the Director of the Bureau of Engraving and Printing:

1919.....	40,561	1923.....	227,840
1920.....	28,670	1924.....	152,322
1921.....	148,367		
1922.....	193,620	Total.....	791,380

#524—Five Dollar, Green and Black.
Franklin. No Watermark. Perf. 11.

Issued August 19, 1918.



This stamp is the same as the \$2.00 design and was issued the same day. Green was used for the frame color and the numeral "5" took the place of the "2." The same vignette plate was used for both denominations.

It is still quite common and can occasionally be bought at face value at the present time. Only a limited number were issued and collectors would do well to buy their copies, especially those saving blocks, as soon as possible, as this stamp will soon be among those "hard to get."

Shades,—Deep green and black.

- Varieties**,—a: Plate number block.
 b: Position blocks.
 A. Center line block.
 B. Right arrow block.
 C. Left arrow block.
 D. Top arrow block.
 E. Bottom arrow block.
 c: Position Dot.

The same vignette plate was used for both the \$2.00 and \$5.00 stamps of this issue and the black position dots may also be found on this stamp in the vicinity of the "S" of "POSTAGE."

Plates used: Frame 8178.
 Vignette 8179.

Number issued,—

Quantities of the \$5.00 Franklin stamp issued to Postmasters during the fiscal years ending June 30, as reported by the Director of the Bureau of Engraving and Printing:

1919.....	41,821	1928.....	1,000
1920.....	11,005	1929.....	12,600
1921.....	2,410	1930.....	52,880
1922.....	450	1931.....	52,330
1923.....	3,750	1932.....	22,110
1924.....	17,947	1933.....	61,940
1925.....	14,910		
1926.....	1,500	Total.....	296,653

PROOFS AND ESSAYS

A complete set of large die proofs of the 1908 issue marked "Approved" are in the collection of James B. Helme. This includes the \$1.00 Washington in pink. The collection of James B. Helme also contains essays of the three-cent, four-cent and five-cent stamps with the denomination in words instead of numerals.

We have also seen a large die proof of the two-cent 1912.

Small die proofs exist of the entire 1908 designs including the \$1.00 pink, as well as black brown.

Small die proofs exist of the series of 1911 issue. The approved designs of the "1911 series" are in collectors hands. Essays on colored paper printed in various colors are available of the 1908 design, as are some of the twelve-cent Washington. All copies seen of the latter are clipped close and may be plate proofs. The die proof of the experimental coil die marked "First Impression" and dated April 25, 1910, also exists.

The die proof of the ten subject Type II die of the three cent stamp is known.

Chapter VI



LINCOLN MEMORIAL ISSUE

1909

AT the time the new issue of postage stamps known as "Series of 1908" was being discussed by the officials in Washington it was at first contemplated to use a portrait of Abraham Lincoln for one of the denominations. This fact has recently come to light from the personal file of J. E. Ralph, for many years Director of the Bureau of Engraving and Printing. His records contained a copy of the following telegram typed on an official "Treasury Department Telegram" blank, dated January 2, 1908, and addressed to Mrs. Saint Gaudens, widow of the well known sculptor Augustus Saint Gaudens:

"I desire to have a profile of Lincoln on one denomination of a new issue of postage stamps and would be glad to have the privilege of making photographs of such busts, made by your husband, as are now on exhibition at the Corcoran Art Gallery. If you will grant this privilege please wire to the Director of the Bureau of Engraving and Printing, this city, authorizing him to make such photograph.

Theodore Roosevelt."

No record is now available as to the answer to this.

In the fall of 1908 the new series of stamps were issued but without any of the values bearing the likeness of Lincoln. This caused considerable agitation throughout the country and members of the House of Representatives and the Senate were deluged with protests from their constituents. The martyred President had appeared on all ordinary issues since 1866 and now, on the threshold of the one hundredth anniversary of his birth his likeness had been omitted from the new issue.

A New York newspaper carried the following despatch from Washington dated December 29th, 1908.

A STAMP TO COMMEMORATE LINCOLN CENTENNIAL.

Representative Dawson Proposes Memorial Postage.

"Washington, December 29.—A new plan for commemorating the 100th anniversary of the birth of Abraham Lincoln will be presented to Congress after the holiday recess by Representative Dawson of Iowa. He will introduce a joint resolution for a series of postage stamps bearing Lincoln's likeness and portraying scenes typical of Lincoln's career.

"Mr. Dawson considers that more people can be reached in this fashion than any other."

On January 6th, Representative Dawson introduced a joint resolution for the issuance of a new two-cent postage stamp in commemoration of the 100th anniversary of the birth of Abraham Lincoln. The fight on behalf of this resolution was led by the late Congressman E. R. Ackerman of New Jersey, a philatelist of note. It was largely due to his efforts that the following joint resolution was passed by Congress on January 22nd, 1909:

"RESOLVED, BY THE SENATE AND HOUSE OF REPRESENTATIVES OF THE UNITED STATES OF AMERICA IN CONGRESS ASSEMBLED, That the Postmaster General is hereby authorized to design and issue a special postage stamp, of the denomination of 2 cents, in commemoration of the one-hundredth anniversary of the birth of Abraham Lincoln."

Further records from Mr. Ralph's files indicate that President Roosevelt had not given up the idea of using a profile of Lincoln on one of the stamps and had in fact intended to issue a special stamp in his memory. The following telegram dated January 2, 1909, was sent to Mrs. Saint Gaudens:

"Photographs of the Houdon busts were used for the new stamps issued showing the heads of Washington and Franklin. It is intended to prepare a memorial stamp of Lincoln, **THE TWENTY-SECOND OF FEBRUARY*** being the one hundredth anniversary of his birth. May photographs be taken of the bust made by your husband, in order to obtain a profile suitable for the Lincoln stamp.

Theodore Roosevelt."

Mrs. Saint Gaudens' reply follows:

"New York,
Saturday evening,
January 2, 1909

"Dear Mr. President:

Your telegram has only just reached me.

There is no finished separate bust of Lincoln by my husband. I am very glad to have either Statue of Lincoln used on the postage stamp.

I hope there will be no difficulty in obtaining what is needed from the statues now in Washington, and appreciate the honor shown my husband in your desire to have his head of Lincoln used for this purpose.

If there is anything I can do in the matter please call upon me.

Very sincerely yours,

Augusta H. Saint Gaudens."

That the Post Office Department had intended to issue a special stamp without waiting for public demand is evidenced by the letter of transmittal from the White House accompanying Mrs. Saint Gaudens' reply. It is dated January 4, 1909.

"My dear Mr. Postmaster General,

By direction of the President, I beg to send to you for your information, the enclosed letter from Mrs. Saint Gaudens, which explains itself.

Very truly yours,

Wm. Loeb, Jr.,
Secretary to the President.

Hon. G. V. L. Meyer,
Postmaster General."

As a result of the activities of the Post Office Department, helped no doubt by the Congressional resolution, a commemorative postage stamp was issued to postmasters in time for sale to the public beginning on Lincoln's birthday, February 12, 1909.

There are more collectible varieties of this stamp than any other special single issue of the United States. This was the first "memorial commemorative" to be issued in both perforated and imperforate form. It was printed in 400 subject sheets and the perforated stamps were issued in panes of 100 subjects, giving eight split arrow blocks and four corners in each 400 subject sheet.

There are eight plate numbers on each sheet. Top and bottom imprints are above or below fifth and sixth vertical rows, followed by the plate number. Side imprints opposite fifth and sixth horizontal rows, with the plate number above at left and below at the right.

In this issue, as in the 1908-09 and 1910 ordinary issues, plates used had different spacings between the stamps of the six outside rows on each side and the remaining vertical rows. The Bureau had formerly suffered considerable loss in the waste of sheets when perforating, due to unequal shrinking of the

*The bold face type is ours. Even a President's secretary can make a mistake.

paper after it had been "wet down" in the printing process. This shrinkage seemed the greatest at the outer edges of the sheets, and in an attempt to overcome the trouble the plates were so arranged that the twelve outside vertical rows had a spacing of 3mm between the stamps, while the rest of the sheet had 2mm spacings. To enable the printers to tell the new plates at a glance and to allow the perforating machines to be set properly a small solid star was placed between the imprint and the plate number. The blocks of four in this issue are therefore divided into two groups, one with a 2mm spacing and the other with 3mm between the stamps. All plates of this issue were star plates and the spacing varieties are found in all forms of issue.



Imprint, Small Solid Star and Number.

In addition to the spacing varieties, this stamp was printed on two types of paper. The general printing was on white wove paper regularly used for printing our stamps and there was also a printing on "blue paper". This was the same paper mentioned under the various values of the Washington design of the 1908 issue. The paper presents a greyish appearance when viewed from the back.

The head of Lincoln was photographed from a plaster cast temporarily located at the Corcoran Art Galleries in Washington. This head was cast in bronze for the Grant Park Statue of Lincoln in the City of Chicago.

Saint
Gaudens
ABRAHAM
LINCOLN.



Now in
Grant Park,
Chicago.

The Post Office Department, in their notice to postmasters, described the stamp as follows :

"Office of Third Ass't. P. M. Gen'l.

Washington, D. C., January 12, 1909.

Postmasters are notified that shortly before Feb. 12, 1909, the Department will issue a 2-cent postage stamp of special design to commemorate the 100th anniversary of the birth of Abraham Lincoln.

This stamp is of the size and shape of the regular issue of postage stamps; color, red. The subject is a profile, within an ellipse on end, of the head of Lincoln from Saint-Gaudens' statue. A spray of laurel leaves appears on either side of the ellipse. Above the subject appear the words "U. S. Postage." Below, the ellipse is broken by a ribbon containing the dates of Lincoln's birth and of its 100th anniversary—"1809 Feb. 12 1909"—with the denomination in words—"Two Cents"—beneath.

The Lincoln commemorative stamps are to be placed on sale beginning Feb. 12th. No other denomination than 2-cent will be supplied in the special Lincoln issue.

A. L. Lawshe,
Third Ass't. P. M. Gen'l."

The engraving after the design by C. A. Huston was executed by M. W. Baldwin, E. Hall and Robert Ponickau. It is interesting to know just how this design was made. A photostat was made of the 2-cent 1908 frame to which was applied a reduced photo of Lincoln's head, the ribbons as seen on the stamp were added in wash and the whole then photographed the actual size of the stamp for the engravers to work from.

#367—Two Cent, Carmine. Lincoln. Watermarked USPS. Perf. 12.

Issued February 12, 1909.

In the previous edition of this volume, the date of issue was listed as January 28, 1909. It is now believed that this was the date on which the stamps were sent from the Post Office rather than the date on which they were issued. Attention is called to the official notice which specified that these stamps be placed on sale February 12, which is further evidenced by the following news item which appeared in the *New York Times*, February 22, 1909 :

DENY LINCOLN STAMP TALE.

Brooklyn Postmaster Says None Was Sold Before the Day Set.

Complaints, most of them from stamp collectors in Brooklyn, some of whom have written to *The Times*, have been made recently that the stamp clerks in the Brooklyn Post Office sold most of that office's allotment of Lincoln postage stamps on Feb. 11, when the Postmaster General had prohibited their sale until Feb. 12, the 100th anniversary of Lincoln's birth. It was declared that professional stamp collectors had got most of these special stamps and were selling them at advanced prices.

Assistant Postmaster Newcomb, in charge of the Brooklyn Post Office, said yesterday that all this talk had sprung out of an erroneous story printed in a Brooklyn paper on Feb. 12. He declared that not a single Lincoln stamp was sold until Feb. 12, and that by his special order no person was allowed to buy more than twenty-five.

John P. M. Thornton, Chief Clerk, who had charge of the stamps, said yesterday that he would take oath that not a single Lincoln stamp was sold until 6:30 A. M. on Feb. 12.

The Government reports that there were 148,387,191 copies of this stamp issued to Postmasters. A large quantity of these were saved to philately and singles and blocks of four are easily obtained. The wider spaced blocks were more numerous.

Position varieties obtainable in some of the previous issues of commemoratives were not available in the perforated sheets of this stamp. These 400 subject sheets were cut into 100 subject panes along horizontal and vertical guide

lines. This cutting split all arrow blocks and the center of the sheets where the guide lines crossed was cut, resulting in four center blocks. The latter are always "straight edge" on two sides, top or bottom and right or left. Collectors specializing in commemoratives have found these to be the most difficult to obtain, as to be a collectible variety the line must show on each cut side. It is well to remember the makeup of the plates, for all copies found perforated along any guide line, (unless a private coil), are certain to have been re-perforated.

Shades.—Carmine, bright carmine.

Varieties.—a: Plate number blocks, imprint, star and number.

b: Spacings.

A—Block of four with 2mm. spacing.

B—Block of four with 3mm. spacing.

c: Position blocks.

A—Right and left halves, top and bottom arrow blocks.

B—Upper and lower halves, right and left arrow blocks.

C—Right and left upper and lower quarters, center line blocks.

d: Double Transfer.

A strong southeastern double occurs on stamp #31 of the upper left pane of plate 4981. This stamp would be the upper left stamp of a plate block of six showing the plate number and imprint in the left margin. (Illustrated).

A single copy, position unknown, shows a downward double in the lower part of this stamp. (Illustrated).

A copy with straight edge guide line at top has been found showing a 2mm. upward displacement. The "EB" of "FEB." is doubled in the bust. Lettering of the lower labels shows in the ribbons and the bottom frame line shows in "WO CEN S" of "TWO CENTS."



31 F. L.

1981.



Position Unknown.

Double Transfers.

Plates used: Imprint, solid star and number.

4976—77, 78, 79, 81, 82, 83, 84—all plates used.

#368—Two Cent, Carmine. Lincoln. Watermarked USPS. Imperf.

Issued February 12, 1909.

These stamps in unperforated sheet form were especially issued for the manufacturers of vending and stamp-affixing machines, who used these for making coils with special perforations to fit their particular apparatus. Though the quantity issued was comparatively small the imperf. sheets were on sale at numerous post offices and the supply for philatelic needs was sufficiently large to make them fairly common.

They were issued in full 400 subject sheets and as a result complete arrow line and center line blocks of special issues became available for the first time. Besides collecting the spacing varieties specialists also saved the arrow and center line blocks. They are much easier to obtain than the split arrow or center blocks from the perforated sheets, but are far from common.

Shades,—Carmine, bright carmine.

Varieties,—a: Imperf. sheet varieties.

A—Spacings.

B—Plate number blocks.

C—Position blocks.

(1) Top, bottom, right and left arrows complete.

(2) Center line complete.

b: Private Perforations. The horizontal pairs all occur with both spacing varieties.

A—Mail-O-Meter I—III.

B—Schermack I—II—III.

C—Brinkerhoff I—II.

D—U. S. Automatic I—II.

c: Double Transfer.

See perforated stamps.

Plates used: All of the plates noted for the perforated stamp were also used for this issue.

#369—Two Cent, Carmine. Lincoln. Bluish Paper. Watermarked USPS. Perf. 12.

Issued February 1909.

Only 637,000 copies were issued of the Lincoln stamp on this experimental paper and as most of them were postally used it is the most desirable variety of this design. Blocks of four are becoming very scarce, particularly those from the center sections of the sheet showing the 2mm spacing. The same plates were used for this printing and all position and spacing varieties found on the ordinary perforated stamps are obtainable on blue paper.

Shades,—Carmine, bright carmine.

Varieties,—Plate number and spacing blocks, same as the perforated stamps on white paper.

Plates used: 4976—77, 78, 79.

Number issued,—

According to the Report of the Third Assistant Postmaster General for the fiscal year ending June 30, 1909:

Perforated	148,387,191
*Imperforate	1,273,900
On Blue paper	637,000
Total	150,298,091

(**Authors Note:** The Report for the previous fiscal year is generally made up quite some time after the close of the fiscal year period.)

PROOFS

Both large and small proofs of this stamp are known. We have seen the large proof marked "Approved."

* (The Post Office Department recently advised us that only 1,262,400 had been issued, the report of 1909 may, therefore, be incorrect.)

Chapter VII

ALASKA-YUKON ISSUE

1909

THE Alaska-Yukon Exposition was held in Seattle, Washington, during 1909. In 1908 the Post Office Department had been asked by the Exposition backers to issue a special set of commemorative postage stamps to give the affair publicity and so help the general advertising campaign. This request was at first refused but the Department was finally prevailed upon to issue one stamp of the two cent denomination.

Many designs were made and submitted for approval before one was finally found satisfactory to the backers of the exposition as well as the postal authorities. The first drawing presented had a seal as a center figure and was intended for use as an envelope stamp but this was rejected. (Illustrated). The seal design was slightly modified and reduced to the ordinary size stamp and again submitted with the suggestion that it be used as an adhesive stamp.



First Design—Intended for an Envelope.—Not Used.

The next design prepared had the frame of the ordinary issue of the series of 1908 with the denomination in numbers and a portrait of William H. Seward in the vignette; on the ribbon appeared the dates 1870 and 1909, similar to the Lincoln stamp. The next design submitted by the Bureau showed an entirely new frame design, the one that was finally issued, with the seal as the central motive. The exposition backers requested the Department to consider some design other than the seal as it was the purpose of the exposition to advertise the Alaska territory, and inasmuch as the summers there were mild, they did not want a seal on a cake of ice which would more than likely discourage possible travelers who would thereby be led to believe that it was a land of perennial snow and ice. The Postmaster General, Frank H. Hitchcock, approved the last mentioned design on April 3rd, 1909, with the understanding that Seward's head would be substituted for the seal. On April 26, 1909, the design was approved by J. E. Ralph, Director of the Bureau of Engraving and Printing, bearing the head of Seward with his name on the ribbon below the portrait.

The official notice and description of this stamp read:

SPECIAL ISSUE OF POSTAGE STAMPS.

OFFICE OF THIRD ASS'T P. M. GEN'L.

Washington, D. C., Apr. 24, 1909.

1. Postmasters are notified that the Department is now preparing a new postage stamp of special design, which will be ready for issue about June 1, to commemorate the development of the Alaska-Yukon-Pacific territory.

DESCRIPTION.

2. This stamp will be rectangular in shape, 49-64 by 1 3-64 inches in size, and of 2-cent denomination only; color, red. At the top and bottom are panels containing respectively the words "U. S. Postage" and "Two Cents." In the center the larger part of a circle rests on the lower panel and incloses a ribbon bearing the words "Alaska-Yukon Pacific 1909," and in the center of the circle appears a portrait of William H. Seward, who as Secretary of State, conducted the negotiations for the purchase of Alaska from Russia. The name "William H. Seward" appears under the portrait. On either side is an ellipse containing the Arabic numeral 2 with laurel branches as a background.

3. The new stamp will not be issued in book form.

4. There will be no commemorative issue of stamped envelopes, newspaper wrappers, or postal cards.

5. The stamps of the Alaska commemorative issue are not to be sold exclusively in place of stamps of the regular series. A supply of the latter must be carried in stock by all postmasters. Stamps of the commemorative or of the regular issue will be supplied according to the preference of the purchaser.

INSTRUCTIONS FOR MAKING REQUISITIONS.

6. To secure the Alaska commemorative stamps, postmasters must use the regular requisition Form 3201, and write a large plain capital letter "A" (representing the word "Alaska") in the space below the printed word "County" at the top of the blank. If this letter "A" is placed elsewhere on the blank, it is likely to escape attention in the heavy work of filing thousands of requisitions daily. Mail the requisition in a penalty envelope plainly addressed, "Third Assistant Postmaster General, Division of Stamps, Washington, D. C."

7. The Department will not expedite requisitions for the commemorative stamps; they will probably be shipped about three business days after the receipt of requisition, but it is possible the demand for the commemorative stamp may be so heavy that all requisitions cannot be filled so promptly.

8. If requisitions are reduced or delayed in filing, postmasters will understand that it is because the Department's supply of the Alaska stamps is not equal to the demand. If the Department finds it necessary to reduce a requisition, the remaining stamps will only be supplied in response to a new requisition, which may be drawn in time to prevent the postmaster's stock from becoming exhausted.

9. To avoid frequent orders postmasters should also include in the requisition a three to nine months' supply of any other variety of ordinary stamps, postal cards or stamped envelopes of which they have not a full stock. Such other varieties will be sent immediately if the Alaska stamps cannot be furnished promptly, and the latter will be supplied as soon as they become available.

10. The value of commemorative stamps handled must be included by postmasters in Articles A, B, C, D and 1 of their quarterly reports to the Auditor.

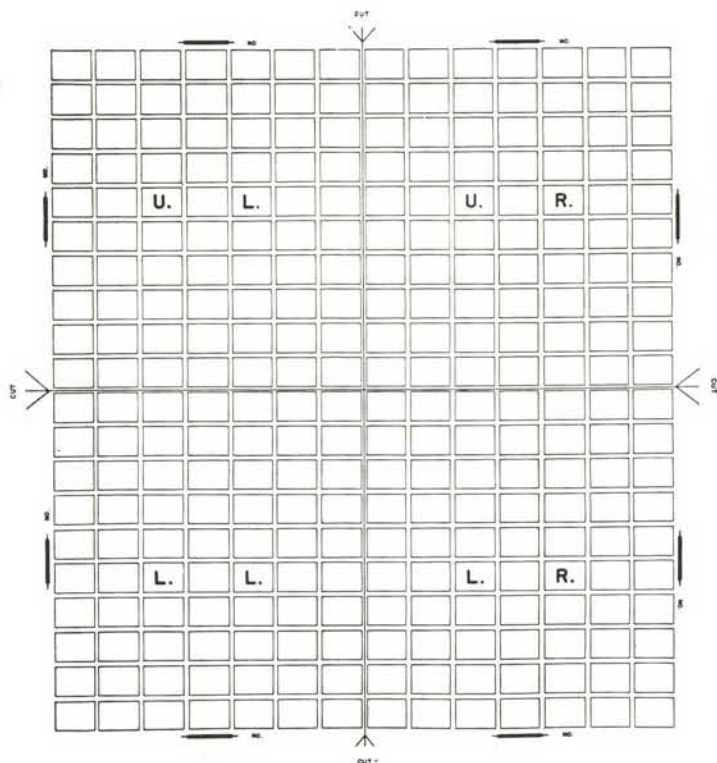
11. Money received from the sale of Alaska commemorative stamps should not be kept separate, but must be placed with other postal receipts and accounted for in the usual manner.

A. W. LAWSHE,
Third Ass't P. M. Gen'l.



To help advertise the exposition to be held in Seattle, the Post Office Department prepared special cancellations. (Illustrated).

The final design was prepared by C. A. Huston, the engraving work being done by Marcus W. Baldwin, Robert Ponickau and E. Hall, of the Bureau of



**280 Subject
Plate Layout.
The Imperfs.
Were Issued
in Full Sheets.**

Engraving and Printing. The plate makeup contained 280 subjects, being divided by horizontal and vertical guide lines into 70 subject panes, (7x10). The perforated sheets were cut along these lines into 70 subjects and so delivered to the Post Offices. They were also issued in imperforate form, being the first strictly commemorative stamps to so appear, the Lincoln stamp being considered by the Department as a memorial rather than a commemorative. This allows the specialist twelve position varieties of the perforated stamps and five of the imperforate. There were eight imprints and plate numbers on each plate, two showing in the margins of each pane, top and bottom imprints were next to the center stamp of each pane, followed by the plate number. Side imprints opposite fifth and sixth horizontal rows of each pane, plate numbers are above imprint on left and below it on the right.

#370—Two Cent, Carmine. Seward. Watermarked USPS. Perf. 12.

Issued May 26, 1909.

**Photograph
of the
Original
Drawing.**



**Used With
Slight
Modifications.**

Secretary
of
State



WILLIAM
H.
SEWARD.

There being over 150,000,000 copies of this stamp issued in perforated form there naturally was ample opportunity for both collectors and dealers to secure all they needed. The plates being of standard spacing and as no paper varieties occurred there were no major or minor varieties except some transfer faults.

Shades.—Carmine, bright carmine.

Varieties.—a: Imprint and plate number blocks.

b: Position varieties.


A—Right and left halves, top and bottom arrow blocks.

B—Upper and lower halves, right and left arrow blocks.

C—Right and left, upper and lower quarters, center line block.

c: Shifted Transfer.

The usual shift for this stamp shows a doubling of the left inner frame line. Stronger shifts also show in the left side of the ornament, in the ribbon and occasionally "William H. Seward." These shifts are very numerous especially from plate 5257, one pane of this plate having 41 shifts on 70 stamps. One unusual shift has been found showing along the right side. (Illustrated).



Double Transfer
#8 U. L. 5249.



Shift at Right.
Position Unknown.

d: Double Transfer.

Stamp # 8 of the upper left pane of plate 5249 shows an eastward doubling throughout much of the design. (Illustrated).

e: Relief Break.

The lower line of the ribbon to the right of "Seward" shows a break at the bottom of the ribbon above the "T" of "CENTS." The line is incomplete and is broken on both ends of the curve. This variety occurs on plate 5209.

f: Cracked Plate.

Surface cracks show on and under the stamp below a top plate number 5170 as well as in the gutter below the stamp.

Plates used: 5142—43, 44, 45, 70, 71, 72, 73.
5208—09, 10, 11, 35, 36, 37, 41, 49, 50, 51, 57.

All plates were used.

#371—Two Cent, Carmine. Seward. Watermarked USPS. Imperf.

Issued June 18, 1909.

There was really no occasion to issue this stamp in imperforate form as it was not the right size to fit the various vending machines in use at that time. However, at the request of several of the companies the stamp was so issued. The U. S. Automatic Company issued these stamps in small envelopes containing two single copies plus a 1 cent ordinary stamp and these were sold at the Exposition at face value of five cents each as an advertisement for their machines. The stamps themselves were not notched as were the usual productions of this company, but the envelopes were. We have listed only the varieties of private perforations that we have seen. There was no need for any of them and we suspect they were made at the request of collectors or dealers.

As there were three hundred times as many perforated stamps issued as imperf. it is evident that the latter is more desirable. Complete arrows and center line blocks are also available in this form of issue.

Shades,—Carmine, bright carmine.

Varieties,—a: Plate number blocks.

b: Position blocks.

A—Top and bottom, right and left arrows complete.

B—Center line block complete.

c: Private perforations.

A—Envelopes containing imperf. stamps, as noted above.

B—U. S. Automatic Vending II—III.

C—Mail-O-Meter I.

D—Schermack III.

E—Brinkerhoff II.

d: Double Transfer.

The shifts and the double transfer described under the perforated stamp have also been found on this variety.

Plates used: 5235—36, 37, 41, 49, 50, 51, 57.

Number issued,—


The Report of the Third Assistant Postmaster General for the fiscal year ending June 30, 1909, (this Report is usually made up about the 1st of November) stated that 152,990,051 stamps were issued perforated, and that 422,660 had been issued imperforate up to October 9, 1909, although the Department recently advised us that the final number was 525,400 copies.

PROOFS

Both large and small die proofs exist of this stamp. We have seen a copy of the large proof marked "Approved."

ESSAYS

Items mentioned in the introduction have all been seen by the authors.



Photograph of Original Drawing for Vignette. Painted by Marcus W. Baldwin.

Chapter VIII

HUDSON-FULTON ISSUE


1909

DURING 1609 Henry Hudson discovered the Hudson River in his sailing vessel "*The Half Moon*" and in 1807, about two hundred years later, Robert Fulton proved his steamboat theory by sailing over the same stretch of water in the "*Clermont*." A hundred years after this plans were in progress for a celebration to be held in New York in 1909 to commemorate the tercentenary of the discovery by Hudson, and this finally materialized in a joint celebration covering the two events.

The Post Office Department was prevailed upon to issue a special commemorative stamp and the Bureau was duly instructed to prepare a suitable design. It was at first contemplated to use the two early dates "1609-1807" as well as "1909", these were in a curve above and following the center frame line. It was later decided not to use both early dates, which resulted in the selection "1609-1909."

The first sketch carried the title "HUDSON-FULTON CELEBRATION," the second was changed to read "HUDSON-FULTON CENTENARY" but the die finally approved read the same as the first sketch.

Holland sent a full size replica of the "*Half Moon*" to America to take part in the celebration and the photograph of its unloading at Hoboken, reproduced in a Dutch periodical, was used by Marcus W. Baldwin as a model for making that part of his sketch for the vignette. The Bureau records C. A. Huston as the designer of this stamp but we believe the records to be wrong as R. O. Smith, who was formerly the Bureau artist, tells us that Mr. Baldwin made the drawing for both the frame and the vignette. Furthermore, from the personal files of J. E. Ralph, who was at that time Director of the Bureau, we obtained the original wash drawing as finally used, this carries the comment "Drawing was made by Marcus W. Baldwin." The essay illustrated also came from Mr. Ralph's files and is evidently from one of the first sketches made by Mr. Baldwin. The engraving of the master die was done by Baldwin, Robert Ponickau and E. Hall, of the Bureau.



Unloading the Half Moon.

The official description of the stamp is as follows:

SPECIAL ISSUE OF POSTAGE STAMPS.

OFFICE OF THIRD ASS'T P. M. GEN'L.

Washington, D. C., Aug. 19, 1909.

1. Postmasters are notified that the Department is now preparing a new postage stamp of special design, which will be ready for issue to postmasters about September 20, to commemorate the discovery of the Hudson River by Henry Hudson in 1609, and of the introduction of steam navigation on its waters by Robert Fulton in 1807.

DESCRIPTION.

2. This stamp is oblong in shape, about $\frac{7}{8}$ by $1\frac{3}{8}$ inches in size, and comprises a border containing at the top the inscription "Hudson-Fulton Celebration," with the dates "1609" and "1909" immediately thereunder on either side, and below this inscription in a curved line are the words "U. S. Postage." At the bottom on each side is a prominent Arabic numeral "2," with the words "Two Cents" in a panel between the figures. In the center is engraved a picture showing the palisades of the Hudson River in the background, with the Half Moon sailing up the river and the Clermont steaming in the opposite direction. In the foreground is an Indian in a canoe, and in the distance, just discernable, is a canoe containing four other Indians, the canoes representing the first means of navigating the river. The stamp will be printed in the same color as the regular two-cent stamp.

3. The new stamp will not be issued in book form.

4. There will be no issue of stamped envelopes, newspaper wrappers or postal cards to commemorate these events.

5. The stamps of the Hudson-Fulton commemorative issue will be placed on sale September 25, 1909, but are not to be sold to the exclusion of stamps of the regular series. A supply of the latter must be carried in stock by all postmasters. Stamps of the commemorative or of the regular issue will be supplied, according to the preference of the purchaser.

INSTRUCTIONS FOR MAKING REQUISITIONS.

6. To secure the Hudson-Fulton commemorative stamps, postmasters must use the regular requisition Form 3201, and write a large, plain capital letter "H" (representing the word "Hudson") in the space below the word "County" at the top of the blank. If this letter "H" is placed elsewhere on the blank, it is likely to escape attention in the heavy work of filing thousands of requisitions daily. Requisitions

should be mailed in a penalty envelope, plainly addressed "Third Assistant Postmaster General, Division of Stamps, Washington, D. C."

IMPORTANT.—This special commemorative stamp will be issued in sheets of 60 stamps, instead of 100, and all requisitions should be made for 60 or a multiple of 60.

7. The Department will not expedite requisitions for the commemorative stamps; they will probably be shipped about three business days after the receipt of requisition, but it is possible the demand for the commemorative stamps may be so heavy that all requisitions can not be filled so promptly.

8. If requisitions are reduced or delayed in filing, postmasters will understand that it is because the Department's supply of the Hudson-Fulton stamps is not equal to the demand. If the Department finds it necessary to reduce a requisition, the remaining stamps will be supplied only in response to a new requisition, which may be drawn in time to prevent the postmaster's stock from becoming exhausted.

9. To avoid frequent orders, postmasters should also include in the requisition a three to nine months' supply of any other variety of ordinary stamps, postal cards or stamped envelopes of which they have not a full stock. Such other varieties will be sent immediately if the Hudson-Fulton stamps can not be furnished promptly, and the latter will be supplied as soon as they become available.

10. The value of commemorative stamps handled must be included by postmasters in Articles A, B, C, D and 1 of their quarterly reports to the Auditor.

11. Money received from the sale of the Hudson-Fulton commemorative stamps must not be kept separate, but must be placed with other postal receipts and accounted for in the usual manner.

A. M. TRAVERS,
Acting Third Ass't P. M. Gen'l.

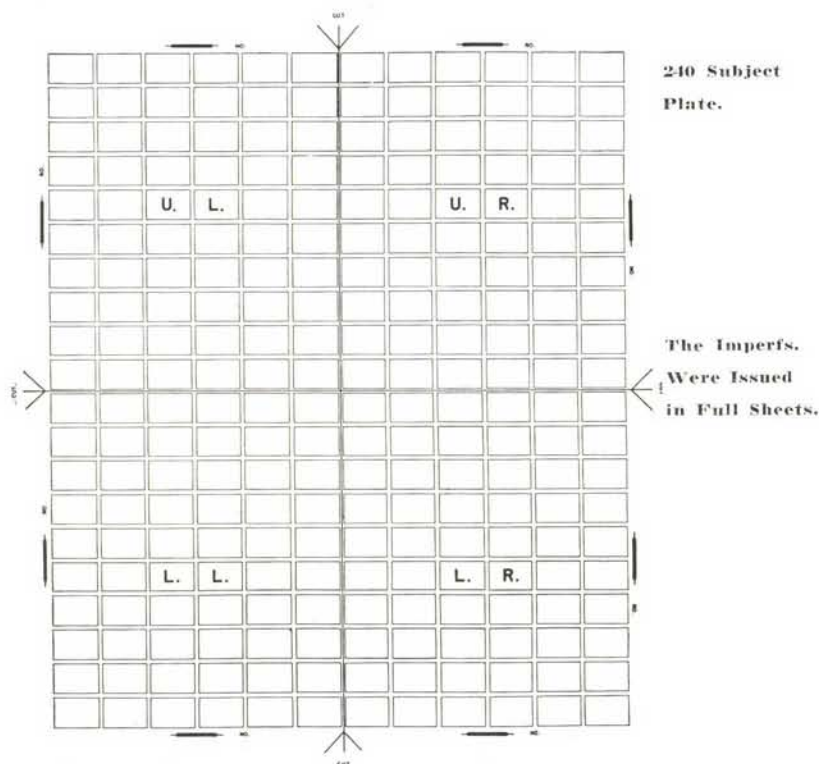


Photograph of Original Drawing of Frame Design, by Marcus W. Baldwin.
The Top Inscription Reads "Hudson-Fulton Centenary."
This Was Changed to "Celebration."

As a matter of interest we have illustrated the frame of the first design prepared.

They were printed from 240 subject plates divided into four panes by horizontal and vertical guide lines. The perforated sheets were cut along these lines into 60 subject panes and in this form delivered to the Post Offices. Like the Alaska-Yukon this stamp was issued imperforate in full sheets.

The paper used was watermarked "USPS" in double line Roman capital letters, current at that time. All perforated sheets received the usual twelve perforations every 2cm. There were eight plate numbers and imprints on a full sheet, appearing on the two margins of each pane. On the top the imprint was over the third and fourth stamps and the plate number over the fourth and fifth. The bottom imprints were in similar positions and in both cases the numbers were separated by perforations. On the sides the imprints were opposite the fifth and sixth rows and the plate number opposite the one above it on the left and below it on the right side of the sheet.



**#372—Two Cent, Carmine. “Clermont” and “Half Moon.” Water-
marked USPS. Perf. 12.**

Issued September 25, 1909.

We have again changed the date of issue in accordance with the official date of issue to the public as noted in the Post Office notice. The date previously given was that on which the first deliveries were made to Post Offices.

Although the quantity printed was much smaller than other commemorative stamps issued during 1909 they are no more desirable. This is no doubt due to the fact that it was mainly a New York issue and this being the philatelic center at the time both dealers and collectors were able to secure innumerable copies while this stamp was current. The large size did not lend itself to general use and copies were available at some post offices for a considerable time after the Bureau had ceased producing them. Only eight plates were made and the main interest to the specialist beside position varieties are the numerous double transfers. In spite of the large number put aside by dealers and collectors split arrow and center line corner blocks are exceedingly difficult to obtain.

Shades.—Carmine, bright carmine, deep carmine.

Varieties.—a: Plate number blocks.

b: Position varieties.

A—Right and left halves—top and bottom arrow blocks.


B—Upper and lower halves—right and left arrow blocks.

C—Right and left—upper and lower quarters, center line block.


c: Double Transfers.

5388 upper left # 3 shows a northwest displacement. (Illustrated).

5388 upper left # 37 shows a southeastern displacement. (Illustrated).



5388 U. L. #3.




5388 U. L. #37.



5388 L. L. #7.



5388 L. L. #8.




5388 L. L. #9.

DOUBLE TRANSFERS.



5388 L. L. #12.



5388 L. L. #21.

5388 lower left #7 shows a northern displacement along the right side, all horizontal lines being doubled upward. (Illustrated).
 5388 lower left #8 shows a northeastern displacement. (Illustrated).

5388 lower left #9 shows an eastward displacement. (Illustrated).

5388 lower left #12 shows a southward displacement. The stamp has a guide line at the right. (Illustrated).

5388 lower left #21 has a southwestern displacement. (Illustrated).


5390 upper right #6 has a western displacement. (Illustrated).

5394 upper left #1 shows a southern displacement. (Illustrated).


5394 upper left #3 shows a southwestern displacement. (Illustrated).

5394 upper left #4 shows a southeastern displacement. These two varieties are very similar. (Illustrated).


5394 upper left #7 shows a southwestern displacement. (Illustrated).




5390 U. R. #6.




5394 U. L. #1.



5394 U. L. #3.




5394 U. L. #4.



5394 U. L. #7.



5394 U. R. #3.



5394 U. R. #4.

5394 upper right #3 shows a northwestern displacement along the right side. (Illustrated).

5394 upper right #4 shows a southwestern displacement. (Illustrated).

A single copy with guide line at left shows a northwestern double transfer, position unknown. (Illustrated).


d: Two Way Double Transfer.

The stamp to the left of the top arrow guide line from plate 5393 shows evidence of two previous entries before the final one was acceptable. One entry is downward and to the right, the other is upward and to the left. Added lines may easily be seen above and below the bottom frame line as well as throughout most of the letters and numerals. (Illustrated).

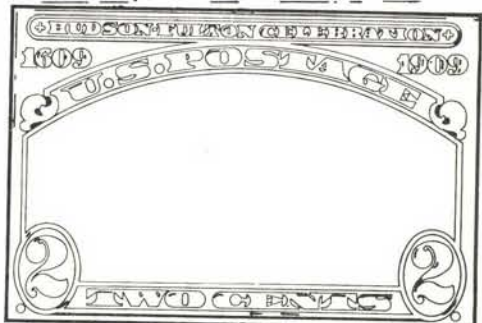
e: Shifted Transfer.

Numerous shifts have been found on this stamp generally showing the right frame line doubled outward.

5388 upper left #43 shows only the inner frame line doubled.



Double Transfer. Position Unknown.



Two-Way Double Transfer—5393 U. L. #6.

Similar shifts may also be found on 5394 lower left 19, 25 and 26.

5388 lower left #1 shows both the inner and outer frame lines doubled.

5394 upper right #41 shows the left frame inner and outer line doubled outward.

f: Cracked Plate.

A series of fine surface cracks have been found in the margin to the right of stamp #6 of the upper right pane of plate 5390.

Two copies have been submitted showing a thin and irregular line to the right of the stamp. These have all appearances of being hair line cracks.

Note: There are many slips or blurred impressions on these stamps which are often mistaken for double prints or double transfers. These can usually be determined by a good glass as a true double transfer must be sharp and clear.

Plates used: 5388—89, 90, 91, 92, 93, 94, 95—all plates made were used.

#373—Two Cent, Carmine. "Clermont" and "Half Moon." Water-marked USPS. Imperf.

Issued September 25, 1909.

There was really no need for this stamp being issued imperforate as it was entirely too large for use in vending machines. However, as it was the policy of the Department to issue the lower denominations imperforate this design was also issued in full sheet form. Altogether there were 216,480 imperf. stamps delivered to postmasters up to October 9, 1909, according to the Report of the Third Assistant Postmaster General for the fiscal year ending June 30, 1909. (It has previously been noted that this Report is usually prepared late in October or early November).

As in the Alaska-Yukon issue these stamps were privately perforated by various makers of vending machines, but we believe mainly by request of those interested in philately. Although most of those issued imperf. reached philatelic hands this form of the Hudson-Fulton stamp is more desirable than the perforated form, though it is far from scarce, the arrow blocks and center line blocks being the most sought after.

Shades.—Carmine, bright carmine, deep carmine.

Varieties.—a: Plate number blocks.

b: Position blocks.

A—Top, bottom, right and left arrows complete.

B—Center line block complete.

c: Private Perfs.

A—Mail-O-Meter I.

B—Schermack III.

C—U. S. Automatic Vending Co. I—II.

d: The Two Way Double Transfer described under the perforated stamp is the upper left hand stamp in a top arrow block.

e: The double transfers reported under the perforated issue may all be found on these imperfs.

Plates used: All that were made—see perforated stamp.

Number issued.—

The Report of the Third Assistant Postmaster General for the fiscal year of 1909 stated that up to October 9, 1909, the Bureau had issued 72,634,931 perforate stamps and 216,480 copies imperforate.

Note: Some question has been raised in regard to the accuracy of the figures quoted above in reference to imperforate issues. In reply to a query from a collector, the Post Office Department stated that their early figures were substantially correct except that there was a typographical error, the quantity being 216,840 rather than 216,480. We believe, however, that this recent information is not entirely accurate, as it hardly seems logical to believe that the Bureau would issue a half sheet of imperforate stamps. 216,480 copies is 902 sheets. Whereas, 216,840 would be 903½. The difference between one set of figures and the other is small and should have no bearing on the value of these stamps. We mention this fact merely for accuracy of record.

PROOFS

We have seen small die proofs of this issue as well as the original drawings previously mentioned. It is believed that no more than three die proofs are available of this stamp.

Chapter IX

THE PANAMA PACIFIC COMMEMORATIVE SERIES

1912 to 1915

AS early as 1904 "The Optimist" writing the "Washington Notes" in the *Metropolitan Philatelist* predicted a commemorative series of stamps to be issued in 1913 to advertise the exposition at San Francisco celebrating the completion of the Panama Canal. It is of great interest to note the accuracy of the prediction and to realize the changed attitude towards commemoratives on the part of philatelists, and especially philatelic writers, in the short time since the Omaha issue of 1898.

This change in attitude on the part of philatelic interests is evidenced by the various ideas for the "new commemoratives to be issued to celebrate the opening of the Panama Canal" suggested by stamp publications in 1911 and 1912. The leader in this movement was the *Philatelic Gazette*, whose editor, Wm. W. Randall, as a native Californian, had a twofold interest, in the advertising of the exposition and in the philatelic value of distinctive new stamps. In the issue of May 15, 1911, he suggested the following six stamps to depict the great scenic effects of the West:

- 1c The giant Geyser at Yellowstone National Park.
- 2c The Golden Gate entrance to San Francisco Harbor.
- 4c The Grand Canyon of Colorado.
- 5c The Locks of the Gatun Dam, Panama Canal, showing a large steamer enroute.
- 6c The Big Trees of California.
- 10c The Bridal Veil Falls in Yosemite Valley.

The *San Francisco Chronicle* of February 16, 1912, had this to say of the new commemorative stamps that at that time were being planned by the Post Office Department for the Panama-Pacific Exposition:

"Henry J. Crocker who has set aside his valuable collection of postage stamps for the use of the artists to be selected by the buildings and grounds committee of the exposition, for the purpose OF DESIGNING the commemorative stamps to be issued by the Government, yesterday received a telegram from W. W. Randall, editor of the leading philatelic paper of the country, as follows:

"The Government is likely to adopt *Gazettes* suggestion of Golden Gate for the 2 cent commemorative stamp. Bartels saw the design in Washington yesterday and says it will be the handsomest ever issued by the Department. A picture of the Gatun Dam will be used for a 5-cent stamp. This is not official.'

"Crocker declared that Bartels is an expert and that if he states that the design selected will be the best that has ever been produced by the Post Office authorities, stamp collectors have a great deal to which they can look forward. Crocker is very much gratified that the Government has taken this matter up, as he was one of the original advocates of the exposition, making applications for a series of stamps to commemorate the exposition to be issued prior to the opening of the international world's fair."

The exposition commissioners petitioned the Post Office authorities for a very large sized stamp to be 2 inches high and submitted designs for them in July 1912. The Department rejected the pleas for the large size as it was felt to be impractical and would not be popular (the Department had reason to know this would be so from their experience with the 1904 commemoratives)—besides the cost of producing them would be too high.

By the middle of August 1912 the designs for the 1 cent and 5 cent had been accepted by Postmaster General Hitchcock, the 5 cent bearing his signature "approved July 16." The 2 cent was almost ready for approval at this time, pending the acceptance of a satisfactory picture of the Gatun Locks. The 10 cent stamp did not make as satisfactory progress as the others as no suitable photo could be found of any of the subjects under consideration. It had been intended to use a portrait of Juan Rodriguez Cabrillo, who in 1542 discovered the California mainland, on the highest denomination, but all efforts to find a picture of him proved futile. I. E. Bennet, who represented the exposition in Washington, finally discovered a painting acceptable to the Department, of one of the subjects under consideration and this was then used. Once the vignette subject had been accepted, work on the 10 cent stamp progressed rapidly, on the 22nd of August the latter stamp was approved, while the 2 cent stamp was not approved until August 27th.

These stamps were announced in the following official notice:

PANAMA-PACIFIC COMMEMORATIVE POSTAGE STAMPS.

OFFICE OF THIRD ASST. P. M. GEN.,

Washington, Nov. 21, 1912.

1. Postmasters and others in the postal service are notified that the Department is about to issue a special series of postage stamps known as the Panama-Pacific commemorative stamps.

DESCRIPTION.

2. These stamps measure about $\frac{3}{4}$ by 1 1-16 inches, the long dimension being horizontal. At the top appear the words "U. S. Postage" and "San Francisco, 1915." In the left-hand border is a branch of laurel and in the right-hand border a palm branch. A numeral expressing the denomination is shown within a circle in each lower corner, with the word "cents" between.

The 1-cent stamp is green, and in the center appears, within a circle, a bust of Balboa, discoverer of the Pacific Ocean, looking to the left, and wearing a cuirass and a helmet with a plume. On either side of the background are palm trees, with the ocean in the foreground. Below the portrait, in a horizontal panel breaking the circle, are the words "Balboa, 1513."

The 2-cent stamp is red. It represents the Gatun locks of the Panama Canal, with a merchant steamer emerging from one lock and a warship in the other. The mountains of the isthmus appear in the distance and palm trees on the right-hand side of the locks. Beneath the picture are the words "Gatun Locks."

The 5-cent stamp is blue and presents the Golden Gate of San Francisco harbor, with the setting sun in the background and a steamer and sailing vessel in the bay. The words "Golden Gate" appear below the picture.

The 10-cent stamp is dark yellow. The subject is "Discovery of San Francisco Bay," from a painting which represents the discovering party looking out upon the distant bay.

REQUISITIONS.

3. Postmasters desiring a supply of Panama-Pacific stamps will make requisition upon the Third Assistant Postmaster General, Division of Stamps, using the blank spaces on Form 3201 and writing "Panama stamps" plainly opposite the items. The Panama-Pacific stamps will be issued in sheets of 70, and requisition should be drawn for 70 or a multiple of 70 stamps of each denomination desired.

4. A supply of any other variety of ordinary stamps, due stamps, stamp books, postal cards or stamped envelopes likely to be needed soon should be included in the requisition, thus avoiding frequent requisitions. See the 1912 Postal Guide, page 31, paragraph 4.

5. The Department will not expedite requisitions for the Panama-Pacific stamps. They will probably be shipped within a week after receipt of requisition, unless requisitions should be so numerous as to cause delay. Postmasters should so time their requisitions as to avoid shipments during the holiday congestion of the mails.

6. The value of Panama-Pacific stamps handled must be included in postmasters' quarterly stamp accounts.


7. The Postmaster General has directed that the Panama-Pacific stamps shall be sold beginning January 1, 1913, and postmasters who receive them earlier must not place them on sale before that date. The Panama-Pacific stamps are not to be

sold to the exclusion of stamps of the regular issue. Either commemorative or ordinary stamps should be supplied, as preferred by purchasers.

JAMES J. BRITT,
Third Asst. P. M. Gen.



To help advertise the Panama-Pacific Exposition to be held in 1915 the Post Office Department supplied various cancellations for use in cities along the west coast. We have illustrated three of them as these items are particularly interesting when used to cancel these Panama-Pacific stamps. A model post office was opened at the exposition grounds and a special cancellation was also prepared for this post office.



Because of their odd size, the number of subjects to a plate had to be reduced and the stamps were printed in sheets of 280 subjects divided into panes by horizontal and vertical guide lines along which the sheets were cut into panes of 70 and so delivered to post-offices. There were 8 plate numbers, two to each sheet. These were above and below the 4th vertical rows at top and bottom and opposite the 5th row on the upper and the 6th horizontal row on the lower panes. The paper used had the single line watermark.




Plate
Layout.
280 Subjects.

While these stamps were current, a post office was established at Vera Cruz, Mexico, and various denominations of these stamps, perf. 12, may be found with this Vera Cruz cancellation. The station remained open until April 24th, 1914 and was discontinued November 23rd of the same year. Covers franked with stamps of this issue and cancelled Vera Cruz are much sought after. Whereas, the two lowest values are still quite common, covers bearing five or ten cent stamps of either perforations have become very desirable.

This series was current for more than three years, a longer period than any other commemorative, due probably to the fact that the Exposition did not open until February 1915. It was the first set issued with more than one variety of perforation. The change in perforations of ordinary stamps to ten gauge in the latter part of 1914, to increase the strength of the sheets, was also applied to this series and as the perf. 12 stock on hand at the Bureau became low all further quantities went through the new 10 gauge machines. This later group was current for only about a year and as the majority of collectors paid little or no attention to this change of perforation it is very much scarcer than the early perf. 12. The "perf. 10" group was issued at various times during 1915, the ten cent stamp being the last one to appear. The final stock of these commemoratives remaining on hand at the Bureau were shipped to the postmasters by the middle of January 1916, and no further printings were made.



Photograph of the Original Drawing by C. A. Huston.

#397—One Cent, Green. Balboa. Watermarked USPS. Perf. 12.

Issued December 26, 1912.

The design for this stamp prepared by C. A. Huston was approved on July 16th, 1912. The frame was engraved by E. M. Hall and the vignette by J. Eissler.

Vasco Nunez de Balboa, of a noble but poor Spanish family, first visited America in 1500, at twenty-five years of age; he extended his explorations westward from time to time until 1513, upon hearing tales from the Indians of a vast sea lying to the west and south of a land where gold was plentiful, he decided to institute a search for it. Finally, on September 25, 1513, after an adventurous journey, Balboa and his band reached and looked upon the vast waters of the Pacific.*

The one cent stamp was current for more than three years and is found in quite a wide range of shades. Two've plates were made and used for this "perf. 12" variety, all going to press. Four additional plates were made later and used, together with four of the first plates for the perf. 10 stamps, issued two years later.

*"Lives of Celebrated Spaniards," Published 1807.



Shades.—Yellowish green, green, grey green, deep green.

Varieties.—a: Plate number blocks.
b: Regular 12 position blocks.

Plates used: 6127—28, 31, 32, 44, 46, 47, 48.
6548—49, 50, 51.

#401—One Cent, Green. Balboa. Watermarked USPS. Perf. 10.

Issued February 14, 1915.

The Bureau supply of one cent stamps that were perforated 12 lasted a week or so longer than either the two or five cent stamps and was next to the last one of the series issued with the new 10 perforation. It was current for a short time only and was generally overlooked by collectors.

Of the eight plates used four were made after the change in perforations occurred and were used only for this variety. An additional four plates were prepared but never went to press. The shades vary somewhat from those of the first printings and though similar are not as numerous.

Shades.—Green, dark green.

Varieties.—a: Plate number blocks.
b: Regular 12 position blocks.

Plates used: 6548—49, 50, 51.
6875—80, 91.
6944.

Plates not used: 7279—80, 86, 87.

#398—Two Cent, Carmine. Panama Canal. Watermarked USPS. Perf. 12.

Issued January 18, 1913.

On August 27th, 1912, the Postmaster General approved the two-cent die proof and shortly thereafter the stamps went to press. The official description of this stamp stated:—

“The two-cent stamp is red. It represents the Gatun Locks of the Panama Canal * * * Beneath the picture are the words ‘Gatun Locks.’”




Photograph of Original Drawing—Not Used.

However when the stamps appeared the title below the vignette was "Panama Canal" instead of "Gatun Locks." The reason for this change makes one of the most interesting stories of the production of the United States stamps of the 20th Century.

The vignette, engraved by M. W. Baldwin, presents an airplane view of the Pedro Miguel locks of the Panama Canal, instead of the Gatun Locks, as noted above. The frame is the same design as was used for the one cent stamp and was engraved by M. W. Baldwin and E. M. Hall, of the Bureau of Engraving and Printing.

After it had been decided to use a picture of the Canal on the two cent stamp the Gatun Locks were selected as the subject, but the photographs received from Panama were not satisfactory. Director Ralph, of the Bureau of Engraving and Printing, visited the model prepared by the Bureau of Insular Affairs, on exhibition at the War Department, in the hope of being able to get a picture of it that could be used. The water was turned on, miniature ships placed in the model locks, and then photographed. This photograph was used for the engraving of the vignette, which was inscribed "GATUN LOCKS," the design being approved by the Postmaster General August 27, 1912.



Photograph of the War Department Model.

Sixteen plates were prepared and of these eight were put to press. After between twenty and thirty million copies were printed the Bureau's attention was called to the fact that the photograph used was of the "PEDRO MIGUEL LOCKS" and NOT the "GATUN LOCKS" as inscribed on the stamps. The

The Sketch
by C. A. Huston.



From the
Photograph
of the
"Locks."

Department immediately and naturally decided that it could not afford to issue stamps bearing a wrong inscription and the entire printing was forthwith ordered destroyed. It is to the credit of both Bureau of Engraving and Printing and Post Office Department that of the large quantity of the "GATUN" stamps printed *NOT ONE* copy ever reached the public. At least one of the "GATUN LOCKS" proofs reached philatelic hands and it is highly treasured by its owner.


This error caused a delay of several months in the issuing of this denomination as the final model for the revised two cent stamp was not approved by Postmaster General Hitchcock until December 17, 1912.

In spite of the three years this two cent perf. 12 stamp was current, the number of shades issued is rather limited. There is one shade, however, that is extremely scarce. This is known as "lake", purely a philatelic description which is almost the same color as were the postage due stamps current at that time. Only forty copies from one pane of 70 of this shade were said to have been found, in a Post Office in San Francisco, although it hardly seems possible that only one sheet could have been printed in this dark color.


Shades.—Carmine, deep carmine, lake.

Varieties.—a: Plate number blocks.
b: Regular 12 position blocks.
c: Double Transfer.

A top plate number block from plate 6320 shows a major double transfer on the stamp below the plate number. The doubling is eastward and shows in most of the letters of "POSTAGE," in both numerals, in the lower label and outside the right frame line. (Illustrated).



Below Plate #6320.



Below a Guide Line.

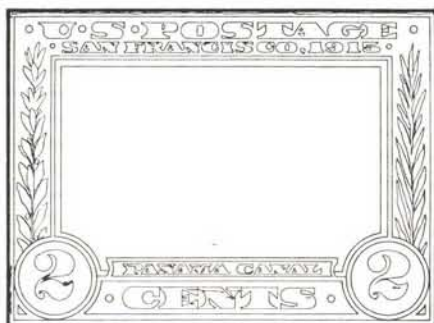
A copy with guide line at top, plate number unknown, shows a strong western double throughout much of the design. An added line of color appears outside the left frame line and inside the right frame line, throughout the top and bottom inscriptions, inside the right vignette frame line and in the left numeral. (Illustrated).

Another copy with guide line at top shows a downward double. An added line of color appears inside the top frame line, in "R CIS" of "FRANCISCO," in "PANAMA," in "ENTS" of "CENTS," both numerals and below the bottom frame line. (Illustrated).

A twisted double has been found on a single stamp, position unknown. This shows entirely in the lower right corner as illustrated.

d: Two Way Double Transfer.

A single copy, position unknown, has been found showing a two way double transfer. The doubling to the right shows in the right frame line, in both numerals and in "TS" of "CENTS." The doubling is also slightly upward. The double to the left shows near the top of the left frame line, above the left corner of the top frame line, in "U. S. POSTAGE," "SAN FRANCISCO," inside the right vignette

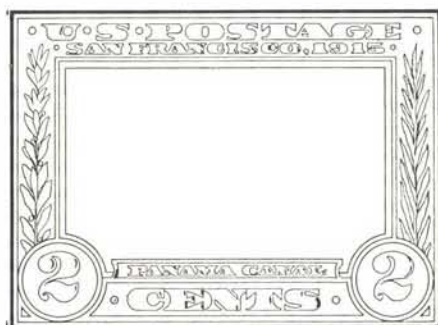


Guide Line at Top.



Position Unknown.

A Western
Double



Position
Unknown.

frame line and almost the entire left side. Here, too, the doubling is slightly upward.

e: Cracked Plate.

Various copies of this stamp have been found with horizontal cracks in the margin below the stamp.

Plates used: 6306—07, 08, 09, 10, 11, 12, 13, 14, 15, 16, 17, 20, 21, 22, 23.
6432—42, 47.
6647—48, 49, 50.

Plates of the "GATUN" stamps:

- a: Used, but all impressions destroyed:
6123—24, 25, 26, 36, 37, 41, 42.
b: Not used:
6140—45, 49, 52, 56, 60, 85.
6224.

#402—Two Cent, Carmine. Panama Canal. Watermarked USPS. Perf. 10.

Issued February 2, 1915.

This was the first denomination issued with the new perforation and appeared a few weeks before the one cent denomination was produced. It was current for a little less than a year and issued in a much smaller quantity than the earlier variety. There is one shade, a distinct red, that is somewhat scarcer than the others, although there is no great variety of tones.

Only five of the plates prepared for the perf. 12 stamps were used in printing this perf. 10 stamp, the others had become worn out before the perforation wheels were changed. Eight new plates were made up but of these only four were used.

Shades,—Carmine, deep carmine, red.

Varieties,—a: Plate number blocks.
 b: Regular 12 position blocks.
 c: Double Transfer.

With the exception of the double transfer mentioned on plate 6320, some of the other plate varieties reported under #398 may be found on these stamps.

Plates used: 6447.
 6647—48, 49, 50.
 7034—35, 38, 39.

Plates not used: 7411—12, 13, 19.

#399—Five Cent, Blue. Golden Gate. Watermarked USPS. Perf. 12.

Issued December 13, 1912.

The official description of this stamp is as follows:

"The 5 cent stamp is blue and presents the Golden Gate of San Francisco harbor, with the setting sun in the background and a steamer and sailing vessel in the bay. The words "Golden Gate" appear below the picture."

This design was engraved by L. S. Schofield, of the Bureau. The same frame was used as for the lower values and was engraved by C. H. Chalmers and E. M. Hall.



Photograph of Original Drawing by C. A. Huston.

This was one of the subjects suggested by Wm. W. Randall of the *Philatelic Gazette*. Its selection for the five cent stamps, used principally on foreign mail, served as a better advertisement for the exposition than a picture of the Canal showing a ship in one of the Locks, which was the first suggestion. The beauty of the subject matter and the fine engraving made this one of the best looking commemoratives that had been issued by the Bureau, it is considered by many to be superior to the 1901 five cent stamp in spite of the two color work on the latter. The vignette drawing was made by C. A. Huston from a photograph.

A much smaller number of these five cent stamps were issued than either of the two lower denominations and having been used mainly on foreign mail used copies are fairly scarce.

Shades,—Blue, dark blue.

Varieties,—a: Plate number blocks.
 b: Regular 12 position blocks.

Plates used: 6129—33, 34, 38.

#403—Five Cent, Blue. Golden Gate. Watermarked USPS. Perf. 10.

Issued February 6, 1915.

During the short time this perf. 10 variety was current, almost as many copies were issued as of the perf. 12 stamps. It is more desirable than the latter,

as the majority of collectors seemed to have entirely overlooked it and a comparatively small quantity were saved.

The same plates were used for this stamp as for the earlier ones. Four additional plates were made but never used.

Shades,—Blue, dark blue.

Varieties,—a: Plate number blocks.
b: Regular 12 position blocks.

Plates used: 6129—33, 34, 38.

Plates not used: 6552—53, 57, 58.

#400—Ten Cent, Yellow. Discovery of San Francisco Bay. Watermarked USPS. Perf. 12.

Issued December 26, 1912.

The subject, "DISCOVERY OF SAN FRANCISCO BAY" is after a painting by Charles F. Mathews, now hanging in the San Francisco Art Museum. It represents a Spanish force accompanied by several priests and Indians. In the distance, over lowlands, is a view of San Francisco Bay. This was engraved by M. W. Baldwin and the frame, of the same design as the three other stamps of this series, was engraved by E. M. Hall.



"Discovery of San Francisco Bay," by Charles F. Mathews.

It has long been a mooted question as to who discovered San Francisco Bay. It was formerly attributed to Sir Francis Drake, on his memorable visit of 1579, and "San Francisco" was also thought to emanate from the name of

the discoverer. Professor Josiah Royce, the well known historian, states that it is practically certain that Drake never either entered San Francisco Bay or saw the Golden Gate, it is certain that he landed along the coast fairly near the great harbor but most likely at what is now called Drake's Bay, under Point Reyes. He also states that it was not until 1772 that a land expedition under Pagas and Crespi first explored its eastern shores. We find the following story in "THE PAGEANT OF AMERICA."

"With the problem of the missions in Lower California out of the way Galvez proceeded to his next task, the occupation of Upper California. He organized an expedition into the desired region and gave command to Don Gaspar de Portola. The expedition was divided into three parts, one to advance northward by sea and two by land. Early in 1769 three Spanish ships carrying colonists sailed for San Diego. An advance party set out from Velicata in Lower California, to cut a road to the same point. In May Portola with the main body advanced overland into California

"Leaving Serra at San Diego, Portola set out on July 14 for Monterey, with several friars, Rivers and his soldiers, and the Indian roadbuilders. They passed Monterey Bay without recognizing it. Only when they saw Drake's Bay stretching before them did they realize that they had overshot their goal. They pitched camp. A party of hunters went into the hills after game and presently emerged from the forest to see far below them a great smooth harbor, the huge rock pillars at its entrance glowing in the sunset. It was San Francisco Bay."*



Rejected Designs for the Ten Cent Vignette.

The ten cent stamp as first issued appeared in a light yellow shade and the beauty of the vignette design was lost. There was a certain amount of criticism of the color and the Department decided to change to a darker shade. This was noted by the Third Assistant Postmaster General in his report for the fiscal year of 1913, as follows:

"The first print of the 10 cent denomination was found to be too light a shade and in response to a request of the Department, dated April 9, 1913, the Bureau of Engraving and Printing adopted a darker shade of ink. These darker stamps were first issued by the Department August 25, 1913."

Although the first printing was current for a short time only, the light color is not scarcer than the darker shade. This is due to the fact that commemoratives are usually bought by collectors as soon as issued and as the notice of an intended change in color was given due publicity dealers had ample time to obtain sufficient stocks of the both shades to care for collectors' needs.

Shades.—Yellow, orange.

Varieties.—a: Plate number blocks.
b: Regular 12 position blocks.

Plates used: 6130—35, 39, 43.

*"The Pageant of America"—Vol. 1, Page #341.

#404—Ten Cent, Orange. “DISCOVERY OF SAN FRANCISCO BAY.” Watermarked USPS. Perf. 10.

Issued July 17, 1915.

This was the last denomination of this series to be issued perforated 10 and did not make its appearance until about six months after the others.

It is the most desirable “non-error” commemorative stamp of the twentieth century. It was current for less than six months and was almost entirely overlooked by both collectors and dealers. It must be remembered that these Panama-Pacific stamps had been current for over two and one half years and were no longer a novelty to collectors, who as a class did not at that time study the stamps passing through their hands. They therefore entirely overlooked a new and desirable variety. Furthermore, at the time this perf. 10 stamp was issued dealers were loaded up with other stamps that had but recently been current, and feeling the financial strain made little effort to stock this new variety.

This is interesting evidence that the scarcity of a stamp or group of stamps is more often caused by the small number of copies saved for philately than by the limited quantity issued. Almost as many copies of this stamp were issued as of the same denomination in the Pan-American set, yet the latter is not nearly as scarce or as frequently found missing in many United States collections, this is particularly true in blocks of four.

It appeared in only one shade and all copies were from the same four plates that were used for the earlier printings. No reserve plates were prepared, as was done for the lower values, as at the time of printing the closing date of the Exposition was drawing near and the Department considered that a further stock was unnecessary.

Shade,—Orange.

Varieties,—a: Plate number blocks.

b: Regular 12 position blocks.

Plates used: 6130—35, 39, 43.

Number issued,—

Panama-Pacific stamps delivered to post offices during the fiscal years ending June 30th, as reported by the Director of the Bureau of Engraving and Printing:

	One Cent	Two Cent	Five Cent	Ten Cent
1913.....	116,380,829	178,886,769	7,442,279	4,842,059
1914.....	84,818,370	138,369,700	3,965,150	3,047,729
1915.....	107,370,900	160,965,210	8,530,270	4,803,260
1916.....	26,226,827	25,491,407	9,151,027	4,275,317
Total.....	334,796,926	503,713,086	29,088,726	16,968,365

PROOFS

Small die proof inscribed “GATUN LOCKS” also small proofs of 1, 2, 5 and 10 cent are in the hands of collectors.

Chapter X

THE VICTORY ISSUE

1919

EARLY in 1914, the Post Office Department asked the Bureau of Engraving and Printing to prepare a special series of postage stamps to commemorate the 100th anniversary of peace between the English speaking nations which was to be celebrated towards the end of 1914. As originally contemplated, a two cent and five cent denomination was to be issued. The designs selected for the two cent stamp contained a hemisphere in the center with female figures on either sides, the one at the left representing America holding an American flag while that at the right represented Britannia holding a British flag; the two figures were shown clasping hands across the hemisphere. (Illustrated).



Photographs of Original Drawings—Not Used.

The five cent stamp showed a winged female figure typifying the spirit of peace with the dove of peace flying before her. (Illustrated). The word "PEACE" and the dates "1814-1914" appeared on both designs.

Master dies had been made for both of these stamps, but no printing plates were ever made as hostilities in Europe had reached such proportions as to make it inadvisable to continue with the preparation of the stamps. It was not until November 11th, 1918 that peace once more returned to earth.

At the close of the World War philatelists throughout the country asked for a series of stamps celebrating the great victory won by America and her allies. Collectors felt that this was an opportunity to issue a set of stamps to celebrate one of the outstanding events in world history and particularly the heroic deeds of our troops, of whom so little had been expected.

The *New York Sun*, which had but a few years previously condemned the Department because of the trouble caused by the "perforated ten" stamps, now editorially advocated the issuing of a new stamp series to commemorate Peace.

Erwin Lyndall suggested the following subjects to Mr. Bursleson, Postmaster General, all relating to our struggle for Independence as the victorious ending of the World War meant "a return to Peace with consequent endorsement of the principles of Liberty."

1c—Pennsylvania State House, Philadelphia
2c—Liberty Statue—New York Harbor

- 3c—Capitol Building, Washington
- 4c—Washington Monument
- 5c—Liberty Bell
- 6c—Betsy Ross Flag House, Philadelphia
- 7c—Faneuil Hall, Boston
- 8c—Landing of the Pilgrims, Plymouth Rock
- 9c—Washington Crossing the Delaware
- 10c—Signing of the Declaration

Demands on the Bureau for Liberty Bonds, Revenue stamps and additional currency had been so tremendous and the increased work turned out under such pressure that it had little enthusiasm for any new work. Furthermore, the poor quality of the ink obtainable at the time also kept the Bureau busy making new plates for the postage stamps then current, and it was felt that they would not have time to design, engrave and make plates for a new issue.

It was therefore decided to issue only one stamp to celebrate the Victory, and the letter rate at that time being three cents this denomination was used. The Post Office Department changed its policy and gave out no information far in advance of date of issue. On February 3, 1919, the die was approved and on the 7th it was officially announced that a "Victory stamp in three cent denomination was under preparation and would soon be issued."

The official notice as sent to Postmasters by the Department described the stamp as follows:

"Post Office Department,
Third Assistant Postmaster General, Washington.

"The stamp is of 3-cent denomination; color, purple; size of design 27/32 by 3/4 inch, the longer dimension being horizontal. The design presents a standing figure of Liberty Victorious, with a background composed of the flags of the five countries which were most actively engaged in the cause.

"The figure of Liberty is helmeted, the upper part of the body is encased in scale armor, and a flowing skirt falls to the feet. The right hand grasps a sword, the point of which rests on the ground at the feet of the figure; the left arm is partially extended, and the hand holds a balance scale representing Justice.

"Back of the figure appears the American flag; at the left are draped the British and Belgian flags, and at the right the Italian and French flags.

"The whole design appears upon a shaped panel. Extending across the top, in a straight line of Roman capital letters, is the inscription 'U. S. Postage.' At the bottom, directly beneath the figure, in a straight line of Roman capitals, is the word 'Cents' flanked by circles containing the numeral '3' in each lower corner of the stamp.

A. M. Dockery,
Third Assistant Postmaster General."



#537—Three Cent, Violet. Goddess of Victory and Flags. No Watermark. Perf. 11.

Issued March 3, 1919.

The stamp was designed by C. A. Huston and the engraving was executed by M. W. Baldwin and E. M. Hall of the Bureau of Engraving and Printing.

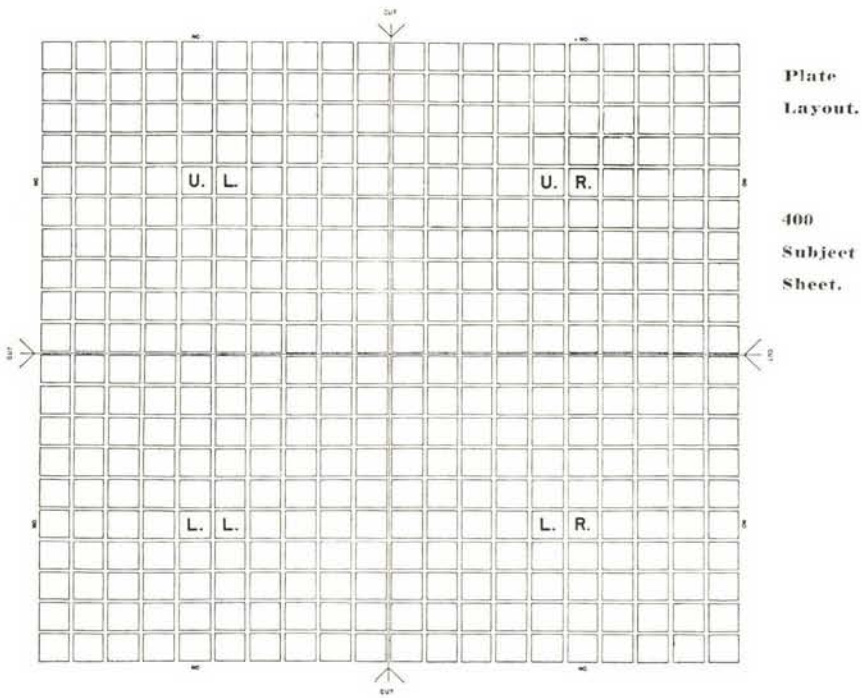
It was exceedingly difficult to design a stamp that would appropriately symbolize our rejoicing at the successful termination of the War. Pictures of historical events in our struggle for Independence would have been in bad taste, and designs depicting our victories in the Civil War might have caused a breach in the good will between the North and the South, the latter having been finally cemented by a fight against a common enemy. A too obvious reference to the

defeat of the Central Powers would have caused antagonism in Germany and her allies, and now that the War was over our desires were for "Peace on earth, good will towards man."

The Kaiser had fled from Germany and the autocratic party had lost its power. A jibe at them or injured feelings on their part would have been of no concern. The design selected, therefore, most truly depicted our attitude in regard to the late War and our feelings for Peace with honor. Liberty Victorious, encased in armor, holding in her hands the scale of Justice, was our answer to the Kaiser's theory that "Might Makes Right," the figure representing "Right (Justice) Makes Might." The background of the flags of our allies who shared in the victory was not only fitting but also prevented any ill feeling in these countries which would have been the case had we used only the central figure and our own flag, suggesting the impression so disliked in Europe, that "America won the War."

The Bureau of Engraving and Printing advised us that the United States flag was placed at the top and behind Columbia for the purpose of connecting it prominently and closely to this figure. The next two greatest powers, Great Britain and France, were placed in front and on either side because of their prominence. The Belgian and Italian were placed in the background because they were not as important, the former being placed first of these two because of the fact that they were first to fight in the War.

In spite of the good judgment used in designing the stamp the result was most unsatisfactory. Like the 1902 two cent Flag type the design was too crowded and fine detail was lacking. The use of a shaded background tended to give the design a blurred and unsatisfactory appearance. The poor quality of the ink obtainable and the fast presses working on moistened paper tended to make the crowded design even worse.



The lack of interest on the part of the Post Office Department is evidenced by the fact that immediately after the stamp had been issued a Post Office order

carried the following information which was directly opposite to that usually sent to postmasters in conjunction with commemoratives:

"The issue of the Liberty Victorious issue is not sufficiently large to take the place of the regular issue of 3 cent stamps, and postmasters will, therefore, supply them only to patrons who request them."

There are only two distinct shades in this stamp, although these have lighter and darker variations. There is a very desirable red violet shade, but no two collectors or even dealers agree on which is the "scarce red violet."

Sixteen plates were prepared and all are used. The stamps were printed in sheets of four hundred with vertical and horizontal guide lines, as were the ordinary stamps, and cut into panes of one hundred subjects, in which form they were delivered to the postmasters.

Each plate had eight plate numbers, two in each margin, opposite the fifth stamp from the outside corner.

Shades,—Violet, deep violet, light red violet, red violet.

Varieties,—a: Plate number blocks.

b: Position blocks.

A—Right and left halves—top and bottom arrow blocks.

B—Upper and lower halves—right and left arrow blocks.

C—Right and left—upper and lower quarters, center line block.

c: Shifted Transfer.

Two shifts have been found on this stamp, one is eastward and the other westward, otherwise they are similar, showing doubling of the cords which hold the scale pan as well as doubling in the two flags to the right of Columbia and the right frame lines.

Plates used: 9412—13, 14, 15, 16, 17, 18, 19, 26, 27, 28, 29, 30, 31, 32, 33.

Quantity issued,—

As reported by the Third Assistant Postmaster General for the fiscal year ending June 30th, 1919: 99,585,505.

PROOFS

Large die proofs exist.

Chapter XI

THE PILGRIM TERCENTENARY ISSUE

1920

DURING 1919 plans were being made in Massachusetts for the observance of the three hundredth anniversary of the landing of the Pilgrims. A celebration was scheduled to be held during December 1920 at both Plymouth and Provincetown, Mass., and a Congressional Committee was appointed to cooperate with State officials to formulate a fitting program for the anniversary.

On November 5, 1919, Senator David I. Walsh, of Massachusetts, requested Postmaster General Burleson to seriously consider the question of a special postage stamp. The suggestion was also taken up with the special Congressional Committee and meeting with their approval a resolution was introduced and passed by Congress, and approved by the President May 13, 1920. Pursuant thereto the Bureau of Engraving and Printing was instructed by the Postmaster General to prepare designs for values of one, two and five cents, and on September 14, 1920, Congressman Joseph Walsh was able to present die proofs of these stamps at a meeting of the Federal Pilgrim Tercentenary Commission.

December 14, 1920, the Post Office Department sent out a circular to postmasters announcing the new issue, as follows:

Third Assistant Postmaster General,
Washington, December 14, 1920.

Notice is hereby given of the issuance of a special series of postage stamps, in commemoration of the tercentenary of the landing of the Pilgrims, in December of 1620. These stamps are issued in pursuance of section 4, of public resolution No. 42, sixty-sixth Congress, approved May 13, 1920, providing as follows:

Section 4. That the Postmaster General is hereby authorized and directed to issue a special series of postage stamps in such design as he may determine commemorative of the three hundredth anniversary of the landing of the Pilgrims at Provincetown and Plymouth, Massachusetts.

The stamps are issued in three denominations, as follows:

- 1 cent, green; subject "The Mayflower."
- 2 cent, red; subject "Landing of the Pilgrims."
- 5 cent, blue; subject "Signing of the Compact."

The dimensions of the stamps are approximately 1-1/16 by 3/4 inches. In a straight horizontal line at the top are the words "Pilgrim Tercentenary," directly below, at the left and right, are the years "1620" and "1920." Beneath the subject appears its title upon a curving ribbon. Within circles in the two lower corners are numerals of denomination, with the word "Cents" in a straight horizontal line between. The border at the left of the picture presents a vertical row of hawthorne blossoms, (the British Mayflower;) the border at the right contains a row of trailing arbutus, (The American Mayflower, which tradition says was named by the Pilgrims after their ship.)

The Pilgrim tercentenary stamps are valid for all postage purposes and for registry, airplane and special delivery service when used in accordance with the regulations relating thereto.


The stamps will be in sheets of 70 and for the larger Post Offices in bonded packages of 100 sheets, (7,000 stamps).

W. J. Barrows,
Acting Third Asst. Postmaster General.

The stamps were delivered to postal clerks on December 20th, 1920 but sales did not actually start until December 21st. At first the supply was limited, Chicago, for instance, not receiving copies until the 27th of the month.

Criticism of the designs by the philatelic press was immediately forthcoming as much had been expected in the way of good looking stamps for so important

an event. One journal commented as follows: "The Pilgrim stamps were issued December 21, and they are a disappointment. The one cent value is the best of the three, the picture of the "*Mayflower*" standing out clear and distinct, while the other two values, particularly the two cent, are too crowded in the grouping of the figures."* These were the only stamps ever issued by the United States that did not bear any words indicating the country of origin and this created considerable comment among both collectors and the public.



The *Mayflower*. From a Model in the Smithsonian Institute.

The omission of the words "UNITED STATES" also led to a rumor that the stamps would be recalled, but this was denied by W. J. Barrows, Acting Third Assistant Postmaster General, in a letter which read as follows:

There is no reason for recalling the Pilgrim Tercentenary commemorative stamps. These stamps are a departure in several respects from conventional designs, although precedent exists in previous American and foreign issues. There is no necessity for the name, as the stamps are fully identified and authenticated to the postal service in a notice, of which a copy is enclosed. Any additional lettering would have overcrowded designs which required all of the spaces assigned to them.†

The stamps, because of their mediocre design and size, did not meet with sufficient demand to satisfy the Post Office Department. A Washington newspaper called attention to the fact that the Department had reversed its general policy and had ordered the post offices to distribute these commemorative stamps in place of the current issue unless the ordinary varieties were especially demanded,—“it seems that only collectors have been calling for these stamps and the sales have been limited.”

**American Philatelist*, January 1921.

†*Meekel's Weekly*, February 12, 1921.

In addition to the general dissatisfaction with the designs collectors complained about the difficulty of obtaining well centered copies. It was sometimes necessary to purchase several sheets in order to secure one well centered block of four which, to the general collector, seemed to be a far greater fault than the poor design.

The stamps were printed in sheets of 280 subjects, (14x20) and cut along horizontal and vertical guide lines into post office panes of 70, (7x10). No complete arrow blocks were obtainable but as in the previous two issues eight split arrows and center line corner blocks were available to specialists. The plates bore eight numbers, two in each margin, these were above and below the fourth vertical rows at top and bottom and opposite the fifth row on upper and sixth horizontal row on lower panes.

This issue was designed by C. A. Huston, and the engraving was executed by L. S. Schofield, E. M. Weeks and G. F. C. Smillie, all of the Bureau of Engraving and Printing.

An interesting cancellation in connection with the Pilgrim celebration was used by the Plymouth, Mass., Post Office, reading: "Plymouth Pilgrim—Tercenary—1921 July, Aug. Sept. 1921," in three lines.



#548—One Cent, Green. Mayflower. No Watermark. Perf. 11.

Issued December 21, 1920.

The first design prepared for this stamp (Illustrated) shows that it never had been the Department's intention to include the words "United States Postage" so that the omission of these words was not really in error. The first



Photograph of Original Drawing—Used With Modifications.

inscription showed "Pilgrims Tercenary" while the issued stamp changed the top label to read "Pilgrim Tercenary". The style of lettering in the rejected design is far more pleasing than that of the issued stamp. A die proof, in the author's collection, showing the die before clouds had been added to the background presented a much more pleasing appearance than the actual stamp. However, because of the likelihood of plates with a large blank surface becoming easily scratched, the Bureau had generally avoided this type of design.

Shades,—Green, bright green, dark green.

Varieties,—a: Plate number blocks.


b: Position blocks.

A—Top and bottom, right and left half arrow block.


B—Upper and lower, right and left corners, center line blocks.

c: Double Transfer.


There are numerous doubles on plate 12418. Some of these are stronger than others while some need a very strong glass. We have illustrated two of the more prominent positions, being 47 lower left and 25 upper left. A single copy, position unknown, shows a strong downward double throughout the upper label as well as below the bottom frame line. (Illustrated).




#25 U. L. 12418.



#47 L. L. 12418.




#7 U. R. 12420.



#27 U. R. 12420.

Position



Unknown.

d: Relief Flaw.

Numerous copies have been found showing a colored mark on the right side of the "0" of "1920."

e: Imprint Oddity.

Plates 12421 and 12428 have an "F" inverted next to the plate number on the lower right pane. This normally comes to the left of the top plate number of the upper right pane.

Plates used: 12418—19, 20, 21, 28, 29, 31, 36, 37, 38, 39, 48.

Plates not used: 12430—49, 50, 51, 56, 57, 58, 59.



#549—Two Cent, Red. Landing of the Pilgrims. No Watermark.
Perf. 11.

Issued December 21, 1920.

Here too the original design illustrated shows the use of the term "Pilgrims Tercentenary" instead of "Pilgrim". Furthermore, the label at the bottom shows the title "Pilgrims Landing" whereas the issued stamp bears the title "Landing of the Pilgrims". This same design was used on the reverse of the large size \$5.00 Federal Reserve Note and was based on an engraving made by Burt in 1864 from the sketch by White. This design was used by the American Bank Note Company on an early issue of bank notes.



Photograph of Original Drawing. Used With Modification.

In the right foreground one of the Pilgrims is beaching a small boat while a group of men, women and a child at the left have already climbed to a higher point on a rocky, desolate shore. In the background, and some distance from shore, appears the "MAYFLOWER."

We do not share the generally expressed opinion relative to the weakness of the design, we believe the fine detail shown in the vignette required extreme skill on the part of the Bureau engravers. No detail seems to have been omitted, and we feel that had the cloud background in the sky area been omitted this might rank as one of the outstanding United States stamps of the Twentieth Century. The use of the subject was quite logical, the unfortunate feature being the small size, which naturally limited the engravers.

Shades.—Carmine rose, carmine, rose.

Varieties.—a: Plate number.
b: Position blocks. (Same as one cent.)
c: Double Transfer.

A double transfer has been found, position unknown, which shows extra lines in both year dates, the vignette frame, in "GR" of "PILGRIM" and in the sky at the right.

Another double which is rather similar has more extra lines in the sky as well as more lines in the vignette frame line. There is also an extra line in the "A" of "TERCENTENARY" as well as in the upper right corner of the outside frame line.

d: Broken Relief.

T T T

Relief Break.

The lower right pane of plate 12434 shows a gradual breaking down of the "T" of "THE" in the inscription "LANDING OF THE PILGRIMS." Six of the seven stamps on the top row of this pane show the lower part of the "T" bruised as illustrated.

Stamp #7 of this row shows the damaged part broken off, leaving only a small spot at the bottom. The stamps in the 3rd row and for the rest of the sheet are normal, indicating the use of a fresh transfer roll.

Plates used: 12422—23, 24, 25, 32, 33, 34, 35, 40, 41, 42, 43, 44, 45, 46, 47, 52, 53, 54, 55.

Plates not used: 12460—61, 62, 63.

#550—Five Cent, Blue. Signing of the Compact. No Watermark. Perf. 11.

Issued December 21, 1920.

The first design for this stamp differed from the accepted design only in the type of lettering and in the use of the word "PILGRIMS" instead of "PILGRIM".



Photograph of the Original Drawing. Used With Modifications.

The vignette design of this value was taken from a painting by Edwin White.

The "SIGNING OF THE COMPACT" which bound the Pilgrims into a civil unity had an important bearing on the success of the colony and it was fitting that this was selected for use on one of the stamps commemorating so great an event in America's early history. The colony was dedicated to the principle of religious freedom and the "compact" was a forerunner of the American ideal of self-government. Its symbolical meaning made the design especially appropriate for use on international mail.

As in the two cent stamp the engraving was particularly clear and fine and it was unfortunate that more space was not available. The figures are well executed, no essential detail was overlooked, and a comparison between the original and the small engraving on the stamp is most interesting. Surely this stamp deserved praise rather than criticism.

Shades,—Blue, deep blue, indigo.

Varieties,—Position varieties, as on lower values.

Plates used: 12426—27.

Number issued,—

According to the Report of the Third Assistant Postmaster General for the fiscal year ending June 30, 1921:

1 Cent	137,978,207
2 Cent	196,037,327
5 Cent	11,321,607
		<hr/>
		345,337,141

PROOFS

We have seen large die proofs of the frame for the two cent and five cent values printed in black and of the one cent without the shading lines in the sky.

Chapter XII

MORSE ISSUE

IN the latter part of 1918, legislation was expected which would place the telegraph under the jurisdiction of the Post Office Department. Had such action taken place, it is probable that stamps would have been used in the collection of telegraph fees. In anticipation of Congressional action along these lines, the Bureau of Engraving and Printing at the request of the Post Office Department prepared a three cent stamp containing a portrait of Samuel F. Morse, the inventor of the telegraph. (Illustrated).



Photograph of Original Drawing.

Not Used.

A die was engraved but no plates were made and the idea was discontinued. We have included this in the record as stamps prepared and not issued are an interesting part of the record of this period.

INDEX

By ARTHUR W. DEAS.

A

Ackerman, Congressman E. R.	Made efforts for approval of Lincoln Memorial	310
Alaska-Yukon Exposition	At Seattle, Wash., 1909	315
American Bank Note Co.	Relinquished dies to Bureau of Eng. & Print.	25
	Bids for printing stamps in 1903	29
	Bids for printing stamps in 1906	30
American Expeditionary Force	Stamps required on mail	117
	Soldiers mail free	117
	Use of # 499, 2¢ 1917	215
American Philatelic Society	Expertizing coil stamps	46
Army Postal Clerks	Use of # 499, 2¢ 1917	215
Anderson, Ind.	Where found # 294, 1¢ "Pan. Am." Invert . .	6
"A" Plates	Indicating spacing between stamps	111
Arthur, Pres.	Suggested for design on stamps	25
Augusta, Maine	Early precancels	121
	First experimentals issued	153
Automatic Vending Machines	New way to sell stamps	33
	Report of P. M. G. for 1905	33
	For coil stamps	63
Automobile	First electric, design on # 296, 4¢	14
	Legend about subject	16

B

Babcock, Dr. W. L.	Article on # 317, 5¢ Endwise Coil	71
	Obtains booklet # 498, 1¢ in France	170
Balboa, Vasco Nunez de	Design on # 397, 1¢-1912 issue	332
Baldwin, Marcus W.	See list of engravers	—
	Makes design of "Hudson-Fulton" stamp . . .	321
Baltimore American	Article about 1902 issue	25
Baltimore & Ohio R. R.	Owner automobile used for design on # 294, 4¢ 1901	14
	Circular about the Electric Automobile	15
Barrows, W. J., acting 3rd Asst. P. M. G.	Official notice issue "Pilgrim" series	345
	Denies withdrawal of issue of Pilgrim series	346
Bartels, J. M.	Makes statement about "Pan. Am." # 294, 1¢ Invert.	6
	Makes statement about "Pan. Am." # 295, 2¢ Invert.	12
	Makes statement about "Pan. Am." # 296, 4¢ Invert.	17
	Makes statement about "Pan. Am." # 319, 2¢ "Shield"	54
	Letter from Ferguson about Single Line Watermark	110
	Almost purchased part perf. coil # 336, 6¢ . .	263
	Reports about designs of "Pan. Am." series . .	329
"Bell" Coil	Another name for "Orangeburg" coil	232
Bell Pharmaceutical Co.	User of famous "Orangeburg" coil	232
Bennett, I. E.	Discovered design accepted for 10¢ "Pan. Am."	330
Bessemer, Ala.	Where found, # 294 "Pan. Am." 1¢ invert. . .	6-7
Blaine, James G.	Secretary of State	1
	Interest in issue of "Pan. Am." series	22
	Sentiments expressed	129
Bluish paper	Reasons for use	129
	Used on 1909 issue (which see)	37
Booklet panes	Described and illustrated	37
	First issue, # 300, 1¢ 1902 series, Mch. 1, 1907	43
	First issue of 2¢ stamps in 1900	43
	Size and layout of plates	107
Boston Athenaeum	Owner of Stuart's painting of Washington . .	48
Boston Museum of Fine Arts	Location of Stuart's painting of Washington	48

Boston Public Library	Owns 1627 edition of "General Historie" containing Map of New England by Capt. John Smith	98
Boston Transcript	Article about 1902 issue	49
Brady	Photograph portrait Lincoln used on 1902 issue	68
Brantford, Conn.	Where found sheet # 294, 1¢ "Pan. Am." invert.	6
Bridge	Single span Steel shown on # 297, 5¢ "Pan. Am."	17
Brinker, John M.	Incorporator "Pan. Am." Exposition	1
British Post office	Procedure cited	104
Britt, James J., 3rd Asst. P. M. G.	Report on Washington-Franklin issue	112
	Report on 1911 series	195
	Official notice "Pan. Am." issue	330-331
Brooklyn, N. Y.	Where found # 295, 2¢ "Pan. Am." invert.	11
Brooklyn "Eagle"	Article on 1902 issue	27
Buffalo, N. Y.	Final site of "Pan. Am." Exposition	1
	# 366, 15¢ 1909 issue Bluish paper	288
Bureau Issue Asso.	President Southgate statement on Precancels.	120
	Investigation of # 449, 2¢ 1915 issue	206
Burleson, A. S., P. M. G.	Criticized in press on 2¢ 1915 issue	116
	Decision on method of printing precancels	121
	Receives suggestion of "Victory" issue	341
	Requested to consider "Pilgrim" issue	345
Bureau of Eng. & Printing	Bid on printing stamps 1903	29
	Bid on printing stamps 1906	30
Burroughs Adding Machine Co.	Imperforate 4¢ for use in vending machine	66-67

C

Cabrillo, Juan Rodriguez	Discoverer of California mainland	330
	Portrait intended for use on 10¢ "Pan. Am." issue	330
Canadian Falls	Flower's article on location of "Pan. Am." Exposition	1
Canadian Shores	Appears on # 297, 5¢ "Pan. Am." issue	17
Cancellations	See slogan cancellations	
	On U. S. stamps used in foreign countries	115
	War propaganda	117
Carrel Jewelry Co., Bessemer, Ala.	First user of # 294, 1¢ "Pan. Am." inverts	7
Cayuga Island, Niagara River	First site chosen for "Pan. Am." Exposition	1
Chalmers, Charles M.	See list of Engravers	337
Chicago, Ill.	P. O. returns imperforate sheets of red 5¢ error	260
	Clark purchased # 356, 10¢ 1906 issue	276
	Delayed receipt of "Pilgrim" issue	345
"China Clay" paper	Described & explained	253
	Used on # 335, 5¢ 1908 issue	253
	Used on # 339, 13¢ 1909 issue	285
City of Alpena	Steamer design of # 294, 1¢ "Pan. Am." issue	5
City of Saugatuck	Present name of former "City of Alpena"	6
Clark, Hugh M.	Furnished with information about # 314A, 4¢ imperf.	67
	Purchased # 356, 10¢ 1909 issue	276
Clark, Robert	Original drawing portrait Capt. John Smith	98
Clay, Henry	Suggested subject for 15¢ stamps	25
	Portrait used on # 309, 15¢, 1902 issue	78
"Clermont"	Fulton's steamboat on Hudson River	321
Coil stamps	Also see Government coils	—
	Machine for coiling postage stamps	108
	Private perforations	132
	Special imprint for	145-147-199
	Special plates used	204-205
Coil stamp plates	Used printing # 441, 1¢ 1914 issue	150
Coil waste	How originated & described	175
Coiled stamps	Reduced cost of manufacture	111-112
Connecticut	Where found # 294, 1¢ "Pan. Am." invert.	6
Corcoran Art Galleries	Plaster cast of Lincoln head	311

Cortelyou, George B., P. M. G.	Awards contract for printing stamps 1906	30
	Report on automatic vending machines, June 30, 1905	33
Courtney of Canton, Ohio	Photograph portrait McKinley used #326, 5¢ 1904	93
Counterfeits	Of "Pan. Am." issues described	22
	Of #321, 2¢ coil 1902 described	62-63
Crane, Winthrop M.	Letter from Dalton about 2¢ stamps	104
Crocker, Henry J.	Collection as basis for designing "Pan. Am." issue	329

D

Dayton, Ohio.	Precancels 10x12 perforations	147
Dalton, Charles H.	Criticizes Stuart's portrait of Washington	104
Daniels, G. H.	Urges design for #295, 2¢ "Pan. Am." issue	10
Davis, Mr.	Finder of #295, 2¢ "Pan. Am." invert.	11
Dawson, Representative of Iowa	Introduces bill authorize Lincoln memorial.	309
Depew, Chauncey M.	Incorporator "Pan. Am." Exposition	1
"Description of New England"	Book by Capt. John Smith, published 1616	98
Detroit & Cleveland Navigation Co.	Operator steamer shown on #295, 1¢ "Pan. Am."	5
Detroit Philatelic Society	Purchases some #315, 5¢	70
	Geo. W. Rice displays part coil #317, 5¢	71
Discovery San Francisco Bay	Design on 10¢ "Pan. Am." issue	333
Dockery, A. M., 3rd Asst. P. M. G.	Promises new perforation 11	116
	Official notice, 11¢ stamp, Aug. 11, 1915	116
	Official notice, \$2.00 stamp, Aug. 28, 1915	118
	Official notice, \$5.00 stamp, Aug. 28, 1915	118
	Official notice, 10¢ stamp, Feb. 8, 1918	119
	Gives information about Kansas City perforation	141
	Official notice misprinted 2¢ stamp	259
	Official notice "Victory" stamp #537	342
Dodson, M. W.	Etching of Longacre's picture of Lincoln on #300, 1¢ 1902	37
Drake, Sir Francis	Supposed discoverer of San Francisco Bay	338

E

Electrolytic Plates	George A. Rose patent	161
Eissler, J.	See list of Engravers	—
Ellis, Lyman F.	See list of Engravers	—
Elwin, Peter	Owned picture of Pocahontas	101
Empire State Express	Picture of presented by N. Y. C. R. R.	10
	Design used on #295, 2¢ "Pan. Am."	8
	Selection of the design	10
Errors	1¢ of 1908	182
	5¢ of 1916, #505	212
	5¢ of 1917, #467	258
	Official notice by 3rd Asst. P. M. G.	259
	Number found	259
	Number imperforate sheets returned by Chicago P. O.	260
Experimental precancels	Operation undertaken	121
	First stamps issued	153
"Exposition Sta" cancellations	For World's Fair St. Louis 1904	88

F

Farragut, Admiral David D.	Portrait to be on \$1.00 stamp	26
	Portrait on #311, \$1.00 1902	80
	Portrait from engraving by Schlecht	80
Fast Express	Legend on #295, 2¢ "Pan. Am."	9
Fast Lake Navigation	Legend on #294, 1¢ "Pan. Am."	5
Fast Ocean Navigation	Legend on #299, 10¢ "Pan. Am."	20
Ferguson, F. E.	Statement about "Single Line" watermark	110
First Separate Brigade, U. S. C. A.	To reach France Aug. 11, 1917	170

Flower, Rollin E.	Article in "Stamps" about "Pan. Am." Expo- sition	1
Flower, Roswell P.	Incorporator "Pan. Am." Exposition	1
Founding of Jamestown 1607	Inscription on # 328, 1¢ 1907 issue	99-98
Franklin, Benjamin	Portrait to be on stamps of low values	25
	Portrait on various issues	38-114
	Portrait on various issues	119-122
	Portrait on various issues	122 to 134
Fratcher, W. F.	Discovered # 314A, 4¢ imperf.	67
	Sold copy to Eddie Stern	67
Fulton, Robert	Steamboat "Clermont" sails Hudson River	321

G

Garfield, President	Portrait to be used on stamps	25
	Portrait used on previous issues	26-27
	Portrait used on # 305, 5¢, 1902 used	72
Gatun Locks	Satisfactory picture desired	330
	Originally intend to be shown on 2¢ "Pan. Am."	333-334
"General Historie of Virginia"	By Capt. John Smith, published London 1624	101
General Land office	Supplied "Map of U. S." for # 327, 10¢ 1904	93
Gibbons, Inc., Stanley	Comments on "Pan. Am." issue	2
Goddess of Victory	Subject on "Victory" stamp # 537, 3¢ 1919	342
Golden Gate	Design on 5¢ "Pan. Am." issue	337
Goodrich Transit Co.	Owners of City of Alpena	6
Government Coils	See "coil" & coiled stamps	—
	First report of special stamp for vending ma- chines	34
	First issue Feb. 18, 1908	46
	Supply established	111
Government Philatelist	J. B. Leavy reasons for offset plates	118
Granite Falls, Mont.	Where found sheet 1¢ "Pan. Am." inverts	6
Grant Park, Chicago, Ill.	Location statue of Lincoln	311
Grant, President	Portrait to be used on stamps	25
	Portrait by Kurtz # 303, 4¢ 1902 issue	65

H

Half Moon, The	Name Henry Hudson sailing vessel	321
Hall, Alvin W.	Director Bureau of Engraving & Printing	—
	Statement about design on # 299, 10¢ "Pan. Am."	21
	Statement regarding 10x12 perforations	149
	Statement on paper used for # 468, 6¢ 1916	265
Hall, E. M.	See list of Engravers	—
Hamilton, Alexander	Portrait used on experimental printings	108
Hamilton Carbardt Co.	Imperforate 4¢ for use in machine	66-67
Hampton Roads, Va.	Exposition to be held Apr. 26-Dec. 1, 1907	95
Harris, Admiral Frederick R.	Statement sale of # 295, 2¢ "Pan. Am." in- verts	11
Harris, J. H.	Statement about Kansas City perforates	141-142
Harrison, President	Portrait to appear on new 13¢ stamp	25-26
	Stamp to go on sale Nov. 18, 1902	26
	Portrait used on # 308, 13¢ 1902	77
Harrison, Mrs. Benjamin	To furnish portrait of Gen. Harrison	26
	Portrait furnished by, used on # 308, 13¢ 1902	77
Hege, Samuel P.	Acted as chauffer on automobile shown on # 296, 4¢ "Pan. Am."	14
Helme, James B.	Collection includes proofs of "Pan. Am." issue	23
	Collection of Proofs & Essays	84
	Collection contains 2 essays "Jamestown" is- sue	102
	Collection contains proofs of 1908 issue	308
Hicks, H. M.	Statement about design of # 299, 10¢ "Pan. Am."	21
Hitchcock, Frank H., P. M. G.	To fix colors used on stamps	107
	Explains change in color of stamps	112
	Approves portrait of Seward for use on Alaska Yukon issue	315
	Accepts designs of "Pan. Am." issue	329

Hoboken, N. J.	Where replica "Half Moon" unloaded	321
Hoeninghaus, Fritz W.	Article, N. Y. Times, criticizing 1902 issue . . .	27
Hoffman, E.	Statement about "Kansas City" perforations	141-142
Holland	Sends replica of "Half Moon"	321
Houston, C. A.	See List of Engravers	
Hudson, Henry	Discovers Hudson River 1609	321

I

Indianapolis Post Office	Receives ten thousand #315, 5¢ 1908 imperf.	70
Initials on Sheet Margins	Explanation & reasons	4
Intaglio process	For producing stamps	113
	Superseded by rotary printing	113
International Mercantile Marine Corp.	Facts about design on #299, 10¢ "Pan. Am." . . .	21
"Inverts"	"Pan. Am." #294, 1¢	6
	"Pan. Am." #295, 2¢	11

J

Jackson, President	Portrait as subject on stamps	25
	Portrait engraved by Sealey, on 1902 issue . .	63
	Painting of, by Sully in Capital at Washington	64
Jamestown, Founding of	Subject shown on #328, 1¢ 1907	98
Jamestown Celebration	Slogan used for Exposition	96
Jamestown Exposition Co.	Furnished picture "Landing of Settlers" #329, 2¢ 1907	99
Jamestown Settlement	Story of Capt. John Smith & Pocahontas . . .	95
Jamison, Capt.	Old commander of S. S. St. Paul	21
Jefferson, President	Portrait as subject on stamps	25
	Portrait used on #310, 50¢ 1902 issue	79
	Portrait to appear on 1904 issue	85
	Portrait used on #324, 2¢ 1904	90
Johnson, President	Portrait as subject on stamps	25
Joint Line Pairs	Described on #448, 1¢ 1915 issue	151

K

"Kansas City" perforation or roulette	Private perforation by Postmaster	141
King Edward VII	Portrait on British stamps cited	104
King James of England	Proposed as subject to appear on 1907 issue . .	95
Klein, Eugene	Discovery copies of #314A, 4¢ imperf.	67
Kurtz	Ferrotypes portrait of Grant	65

L

Lautz, F. C. M.	Incorporator "Pan. Am." Exposition	1
Lawshe, A. L. 3rd Ass.t P. M. G.	Official notice "Jamestown" issue Nov. 4, 1907 . .	97
	Official notice 1908 issue Oct. 23, 1908 . .	104-105
	Official notice Lincoln Memorial stamp Jan. 12, 1909	312
	Official notice Alaska Yukon stamp Apr. 24, 1909	316
Leavy, Mr. J. B.	Exchanges stamps for #296, 4¢ "Pan. Am." invert.	17
	Gives reason for use of offset plates	118
	Comments on #519, 2¢ 1917	216
Lindsay, David	Photograph subject on, #299, 10¢ "Pan. Am." . .	21
Lincoln, President Abraham	Portrait as subject on stamps	25
	Portrait used on 5¢ stamps	68
	Portrait used on Memorial stamp	309
	Portrait photographed from plaster cast	311
	Statue in Grant park at Chicago	311
Livingston, Robert R.	Portrait to appear on 1904 issue	85
	Portrait by Stuart used on #323, 1¢ 1904 . . .	88
Loeb, Jr., William	Authority to use head of Lincoln on Memorial stamp	310

Longacre, J. B.	Painting of Franklin used on 1902 issue	37
Louis XIV	Suggested as subject on 1904 issue	85
Lyndall, Erwin	Suggests subject for "Victory" issue	341

M

Madden, C. E., 3rd Asst. P. M. G.	Recommendation "Pan. Am." issue	2
	Report on "Pan. Am." issue June 30, 1900	3
	Action about # 296, 4¢ "Pan. Am."	16-17
	Announces withdrawal of 2¢, 1902 stamp	50
	Report on 1902 series June 30, 1903	35
	Approves proof of # 300, 1¢ on Dec. 15, 1902 . .	37
	Approves design used on # 304, 5¢ Dec. 13, 1902	68
	Official notice "Louisiana Purchase" series . .	86
Madison, President James	Portrait as subject on \$2.00 stamp, 1902 series . .	25
	Portrait used on # 312, \$2.00 1902	82
	Portrait used on # 479, \$2.00 1917	303
Map of New England	Drawn by Capt. John Smith in 1614	98
Map of United States	To appear on 1904 series	86
	Design used on # 327, 10¢ 1904	93
Marshall	Portrait to be used on \$5.00 stamp 1902 series . .	25
	Portrait used on # 313, \$5.00 1902 issue	82
	Portrait used on # 480, \$5.00 1917 issue	303
Matthews, Charles F.	Artist, Discovery of San Francisco Bay	338
"Mayflower"	Design used on "Pilgrim" issue	346-347
McAdoo, W. G., Secy. of Treas.	Accepts offer to precancel stamps	121
McKinley, President Wm.	Signs bill for Louisiana Purchase Exposition . .	85-86
	Portrait to appear on 1904 series	86
	Portrait by Courtney on # 326, 5¢ 1904 issue . .	92
Mekeel's Weekly Stamp News	Article, Babcock, on # 317, 5¢ endwise coil . .	71
	Adv. # 336, 10¢ 1908 part perf. coil	263
	Comments finding # 365, 13¢ 1909 Blue paper . .	286
	Editorial, difficulty obtaining supply of stamps . .	298
Mekeel Stamp & Publishing Co.	Opinion on # 304, 5¢ 1902 issue	69
	Marketing sheet # 294, 1¢ "Pan. Am." inverts	6
Metropolitan Philatelist	Article about # 295, 2¢ "Pan. Am." inverts . .	11-12
	Article about # 304, 5¢ 1902 issue	68
	Comments on 1908 issue Jan. 2, 1909	104
	Article predicting "Pan. Am." series	329
Meyer, George V. L., P. M. G.	Interest in vending machines	33-34
	Considers complaints on 2¢ stamp	104
	Approved color not used on # 324, \$1.00 1909 . .	300
	Gets permission to use picture of Lincoln bust . .	310
Michaels, Wm. C.	Information about Kansas City perforations . .	141
Miller, Benjamin K.	Second "Conn." sheet # 294, 1¢ "Pan. Am." inverts	6
	Collection at N. Y. Public Library	6
Milholland, F. X.	Photograph of electric automobile	16
Monroe, President James	Portrait to appear on 1904 series	85
	Portrait by Vanderlyn on # 325, 3¢ 1904	91
Morse, Samuel F.	Portrait design made, not issued	352
Museum, Fine Arts, Boston	Location Stuarts original painting of Washington	48

N

Napoleon	Suggested as a subject for 1904 series	85
National Collection	Gets sheets of "Blue paper" issues	286
National Museum	Exchanges stamps for # 296, 4¢ "Pan. Am." inverts	17
Newfoundland Stamp Exchange	Obtained Blocks of "Kansas City" perforates	141-142
New Orleans, La.	Early precancels	121
	First experimental precancelled stamps issued . .	153
New York, American Line S. S.	Possible design on # 299, 10¢ "Pan. Am."	20-21
New York Collector	Buys sheet # 315, 5¢ imperf.	70

New York Postoffice	# 359, 3¢ 1909 blue paper found	231
	# 364, 10¢ 1909 blue paper found	276
	Refuses to sell # 346, 4¢ 1909	247
N. Y. C. & H. R. R. R.	Operator of "Empire State Express"	8
	Publicity material on # 295, 2¢ "Pan. Am."	10
New York City Hall	Location Vanderlyn painting of Monroe	92
New York Public Library	Has Benjamin K. Miller collection	6
New York "Sun"	Article on new 2¢ stamp Oct. 11, 1903	28
	Comments on new 2¢ stamp Dec. 21, 1903	29
	Article about surcharging City or State names	30-32
	Comments on "perforation 10" June 8, 1915	116
	Advocates issue of "Victory" stamp	341
New York "Times"	Article about 1902 series	25
	Letters to Editor on 1902 series	26-27
	Denouncing new 1902, 2¢ stamp	28
	Comments on bids for printing stamps	30
	Comments on # 300, 2¢ 1902 issue	50
	Article about Lincoln memorial stamp	312
Niagara Falls	Part of design on # 297, 5¢ "Pan. Am."	17
Niagara River	Cayuga Island for site of "Pan. Am." Exposition	1
Norfolk, Va.	P. O. supplied with special slogan cancellation	95

O

O'Day, Daniel	Incorporator "Pan. Am." Exposition	1
Offset Method	First use, experimental printing coil stamps	108
Offset printed stamps	Issue due to World War conditions	118
	Leary gives reasons for use	118
	Method of producing # 525, 1¢ 1918	172-173
"Orangeburg" Coil	Used by Bell Pharmaceutical Co.	232
	Discovered by Dr. J. S. Parker	233
Orangeburg, N. Y.	Use of # 389, 3¢ 1911 coil	232
Overprint Cancellation	Also see precancel	33
Owen, Arthur E.	Full list of plates used on # 300, 1¢ 1902	42
	Oddity plate number locations on booklet	43
	Report on dies for 1908 issue	104

P

Pan American Exposition	Incorporated June 25, 1897	1
Panama Canal	Design on # 398, 2¢ "Pan. Pac." series	333
Pangborn, Frederick D.	Article in N. Y. "Times" Feb. 9, 1903	27
Parcel Post stamps	Discontinued in favor of regular stamps	113
Paris, Am. Line S. S.	Possible subject of design on # 299, 10¢ "Pan. Am."	20-21
Parker, Dr. Jason Samuel	Discovered "Orangeburg" coil	232-233
Pass, Simon	Engraver of portrait of Capt. John Smith	98
"Paste Ups"	Part of manufacture of early coils	108
	Scarceness of	128
	Occasionally found on # 448, 1¢ 1915	151
	Occasionally found on # 344, 2¢ 1908	187
Pedro Miguel Lock	Design used on # 398, 2¢ "Pan. Pac." stamp	334
Perforation 10	Experiments to adopt	114
	Promised by Dockery 3rd Asst. P. M. G.	116
Perforations 10x12	On Dayton, Ohio precancels	147
Perkins, C. L.	Statement about former "City of Alpena"	6
Perry, Commodore	Portrait as subject on \$1.00 stamp	25
	Portrait superseded by that of Farragut	26
Philadelphia Stamp News	Data on experimental printing coil stamps	108
Philatelic Agency	Sale of sheets # 481, 1¢ 1916	154
Philatelic Classics	Article by L. J. Seely on # 529, 3¢ 1918	242
Philatelic Gazette	Leary on reason for offset plates	118
	Comments # 449, 2¢ 1915 May 15, 1915	206
	Comments # 519, 2¢ 1917 Oct. 1917	216
	Comments on dyes for printing # 435, 12¢ 1914	283
	Comments on # 341, 50¢ 1909 Nov. 15, 1910	296
	Reports plates for # 547, \$1.00 1920 not used	305
	Suggestions for design for "Pan. Pac." series	329

Philatelic Journal of America	Report finding "China Clay" #335, 5¢ 1908	253
Pilgrims, Landing of	Title on "Pilgrim" series	349
	Three hundred anniversary	345
Plymouth, Mass.	Celebration 300 anniversary Landing of Pilgrims	345
	Special slogan cancellation to be used at	347
Pocahontas	With Capt. John Smith, Jamestown settlement	95
	Picture shown on #328, 1¢ 1907	98
	Picture shown on #330, 5¢ 1907	101
Ponickau, Robert F.	See list of engravers	—
Postal Agency, Shanghai	U. S. stamps used in foreign country	115
Postal Agency, Vera Cruz	Postal service & cancellations	115
Powhatan	Shown on #328, 1¢ 1907	98
Precancel	Suggestion use of names of cities & states	32-33
	Southgate story of development	120
	Experimental dies	121
Press, rotary	Designed to print new postage stamps	113
Provincetown, Mass.	Celebration 300 anniversary Landing of Pilgrims	345

R

Ralph, J. E.	Director of Bureau of Engraving & Printing	104
	First die proof impression surface printing	108
	Explains paper used for 2¢ stamp	116
	Financial saving using unwatermarked paper & perf. 10	117
	Precancelling 4 million stamps	121
	Machine perfected for printing coils	136
	Permission to use St. Gaudens bust of Lincoln	309-310
	Approves design for "Alaska-Yukon" stamp	315
	Records Baldwin designer of "Hudson Fulton" stamp	321
	Endeavors to get picture of Panama Canal	334
Randall, W. W.	Suggests designs for "Pan. Pac." series	329
	One submitted by, used on 5¢ "Pan. Pac." stamp	337
Rice, Geo. W.	Displays part coil #317, 5¢	71
Reichelt, O. G.	Furnishes photograph for design on #299, 10¢ "Pan. Am."	21
Rich, Joseph S.	N. Y. P. O. volume of business	31
Richmond, Va.	Where found #294, 1¢ "Pan. Am." inverts	6
Robb, Charles H.	Report to Pres. Roosevelt about #296, 4¢ "Pan. Am."	16
Roosevelt, President Theo.	Report of Robb about #296, 4¢ "Pan. Am." Requests permission to use St. Gaudens bust of Lincoln	16 309
Rose, George A.	See list of engravers	161
	Patent for electrotype plates	161
Rosback perforating machine	Experimental use	174
Rotary Plate Printing Press	Constructed and used	114
"Rotary" stamps	New variety, slightly different size	115
Royce, Professor Josiah	Statement discovery San Francisco Bay	339

S

"S 30" & plates	Type used in printing coil stamps	175-176
Saginaw, Mich.	#365, 13¢ 1909, blue paper, found	286
Saint Gaudens, Mrs. Augusta	Telegram from Pres. Roosevelt	309-319
St. Paul SS. International Line	Subject design #299, 10¢ "Pan. Am."	21
San Francisco Art Museum	Picture, discovery San Francisco Bay	338
San Francisco Bay, Discovery of	Painting by Charles F. Matthews	338
	Attributed to Sir Francis Drake	338
	Rouletted sheets #319, 2¢ 1902	54
	2¢ Pan Pac. stamp in Lake color found	325
San Francisco "Chronicle"	Suggestions for "Pan. Pac." series	329
Sault Ste. Marie, Canal Lock	Design on #298, 8¢ "Pan. Am." sets	19
Schermack Mailing Machine Co.	Imperforate 4¢ for use in machine	66-67
	Used issue of #531, 1¢ 1919	174
	Schermack type III private coil exists	231

Schlecht, Charles	Engraved portrait of Farragut # 310, \$1.00 1902	80
	Engraved portrait of Marshall # 313, \$5.00 1902	82
Schmalzriedt, Fred R.	Information about # 313A, 4¢ imperf.	66
Schoenberg, Fred	Purchased # 295, 2¢ "Pan. Am." inverts at Brooklyn	11
Schofield, L. S.	See list of engravers	
Scott	Portrait as subject on 24¢ stamp	25
Scott, J. W.	Purchases 1st "Conn." sheet Pan. Am. 1¢ in- verts.	6
Scott Stamp & Coin Co.	Numbering used by	4
	New listing of # 314A, 4¢ 1902	66
Scott, Walter S.	Statement # 295, 2¢ "Pan. Am." inverts	10
Seattle, Wash.	Location Alaska-Yukon Exposition 1909	315
Sealey, A.	Engraver portrait of Jackson used on 1902 issues	63-78
Seely, L. J.	Article, Philatelic Classics # 529, 3¢ 1918	242
Seward, William H.	Portrait used "Alaska-Yukon" stamp	315
Shanghai, China	Postal agency & U. S. stamps used in	115
Sherman, Gen.	Portrait to be used on 8¢ stamps	25
	Portrait replaced by that of Martha Washing- ton	74
"Signing of the Compact"	Design on "Pilgrim Stamp"	350
Sigsbee, Capt. U. S. N.	Takes over the S. S. St. Paul Apr. 21, 1898	21
Sloane, George B.	Statement about # 296, 4¢ "Pan. Am." invert.	16
Slogan Cancellations	"Pan. Am." Exposition 1901	2
	World's Fair St. Louis 1903	85
	Jamestown Celebration 1907	95-96
	War propaganda	117
	World's "Pan. Pac." Exposition 1912	331
	Plymouth Pilgrim Tercentenary	347
Smillie, G. F. C.	See list of engravers	
Smith, Capt. John	Story of Jamestown Settlement	95
	Portrait on # 328, 1¢ 1907	97-98
	Map of New England, drawn by	98
	General Historie of Virginia, written by	101
Smith, R. Ostrander	See list of Engravers	
	Returned to American Bank Note Co.	88
Soldier's Mail	Am. Exp. Force mail forwarded free	117
Southgate, H. M.	President of Bureau Issues Asso.	120
	Statement about "precancels"	120
	Statement on perforating # 428, 5¢ 1914	257
	Explains odd perforations # 509, 9¢ 1917	274
	Efforts regarding perforations # 511, 11¢ 1917	281
Spacing perforations	Experiments of different	111
Specialized U. S. Catalogue	New listing # 314A, 4¢ 1901 issue	66
	Listing # 486, 1¢ 1918 issue	158
Spencer, John J.	P. M. Saginaw, Mich. discovers # 365, 13¢ 1909 Blue paper	286
Springfield, Mass.	Early precancels	121
	First experimental precancels issued	153
Stamp affixing machine	For use with coil stamps	33-63
Stanton	Portrait as subject on 7¢ stamps	25
Star plates	Definition & description	123
	Introduced to reduce waste	182
	Used on various stamps	189-193-230-231
Star, large open	Used on Lincoln memorial stamp	182
Star, small solid	Used on Lincoln memorial stamp	182
Stern, Eddie	Purchased copy # 314A, 4¢ 1901 issue	67
Stevens, Walter A.	Detailed study # 405, 1¢ 1912	139
Stickney, Benjamin	Experiments printing coil stamps	110
Stuart, Gilbert	Portrait of Washington used on 1902 series	48
	Portrait of Martha Washington # 306, 8¢ 1902	73
	Portrait of Madison # 312, \$2.00 1902	82
Sullivan, Thomas J.	Statement on # 295, 2¢ "Pan. Am." inverts.	12
Sully, T.	Artist, portrait of Jackson, Capital, Washing- ton	64
Sevigart, J. E.	Paper used on 5¢ 1875 stamp	265

T

Taylor, President Zachary	Portrait to be used on stamps	25
	Portrait used since 1875 on 5¢ stamps	26
Thomas, E. B.	Incorporator "Pan. Am." Exhibition	1
Travers, A. M., Act. 3rd Asst.		
P. M. G.	Reports on supplying coil stamps	107
	Official notice, "Hudson-Fulton" stamp Aug. 19, 1909	322
12c stamp	Never issued	281

U

Universal Postal Union	Surcharge for "Jamestown" series	102
	Requires value numeral to be shown	104
	1¢ stamps 1908-1911 issue not overstamped for	137
	Regulations to show values in numerals	195
Unperforated sheets	For use in vending machines	33
U.S. Automatic Vending Machines	Selling # 519, 2¢ 1917	216
	Issued special containers # 371, 2¢ 1909	319
Utica, N. Y.	Where found # 294, 1¢ "Pan. Am." inverts.	6

V

Van de Passe, Simon	Engraved picture Pocahontas	101
Vanderlyn, J.	Painted portrait Monroe used on # 325, 3¢ 1904	91
Vending Machines	See automatic & stamp affixing machines	—
Vera Cruz, Mexico	U. S. Postal Agency & cancellations	115
	"Pan. Pac." stamps cancelled at	332
Virginia Historical Society	Petitions for special stamp	95

W

Walsh, Senator David I.	Requests special Pilgrim issue	345
Washington	Portrait on stamps of regular issue	25
	On # 300, 2¢ 1902 series	48
	Portrait removed from 12¢ stamp	107-282
	See list of stamps by denominations	—
Washington, Martha	Portrait to be on new 8¢ stamp	25-26
	Article on new issue	26
	Portrait by Gilbert Stuart used	73
	Portrait supersedes that of Sherman	74
Washington, D. C.	P. O. sells some # 315, 5¢ imperf.	70
Watermarks	Reduction in size suggested	110
	Change from double to single line	110
	Smaller to press first time Aug. 22, 1910	110
Webster	Portrait as subject on 10¢ stamps	25
	Portrait on # 307, 10¢ 1902 issue	75
Weekly Philatelic Gossip	Story of "Pan. Am." inverts	6
Weeks, E. M.	See list of engravers	—
Webb, H. Walter	Incorporator "Pan. Am." Exposition	1
Whipple	Daguerreotype of Webster used on # 307, 10¢ 1902	75
Wood, Wilson D.	Information about Kansas City perforations	141
Worlds Fair	At St. Louis 1903	85
Worlds "Pan. Pac." Exposition	Types of slogan cancellation used	337
World War	Affecting postal issues	113

Y

Yates, P.	Photographer Empire State Express	8
-----------	-----------------------------------	---

Z

Zuchelli, Madame	Presents picture of Pocahontas	101
------------------	--------------------------------	-----

ENGRAVERS

Name	Cat. No.	Denom.		Page		
Baldwin, Marcus W.	295	2¢	Fast Express	9		
	304	5¢	Lincoln	68		
	305	6¢	Garfield	72		
	307	10¢	Webster	75		
	308	13¢	Harrison	77		
	313	\$5.00	Marshall	83		
	328	1¢	Capt. John Smith	98		
	331	1¢	Franklin	122		
	332	2¢	Washington	182		
	367	2¢	Lincoln	312		
	370	2¢	Seward	316		
	372	2¢	Clermont and Half Moon	321		
	397	2¢	Balboa	334		
	400	10¢	Discovery of San Fran. Bay	333		
	537	3¢	Goddess of Victory	342		
	Chalmers, Charles M.	399	5¢	Golden Gate	337	
		397	1¢	Balboa	332	
		Eissler, J.	294	1¢	Fast Lake Navigation	5
			295	2¢	Fast Express	9
			300	1¢	Franklin	38
303			4¢	Grant	65	
304			5¢	Lincoln	68	
305			6¢	Garfield	72	
307			10¢	Webster	75	
308			13¢	Harrison	77	
312			\$2.00	Madison	82	
323			1¢	Livingston	89	
324			2¢	Jefferson	90	
327			10¢	Map of U. S.	93	
Hall, E. M.			328	1¢	Capt. John Smith	98
			329	2¢	Founding of Jamestown	99
			330	5¢	Pocahontas	102
			331	1¢	Franklin	122
			332	2¢	Washington	182
			367	2¢	Lincoln	312
	370		2¢	Seward	316	
	372		2¢	Clermont and Half Moon	321	
	397	1¢	Balboa	332		
	398	2¢	Panama Canal	334		
	399	5¢	Golden Gate	337		
	400	10¢	Discovery San Fran. Bay	338		
	537	3¢	Goddess of Victory	342		
	Ponickau, Robert F.	294	1¢	Fast Lake Navigation	5	
		300	1¢	Franklin	38	
		301	2¢	Washington	48	
		319	2¢	Washington (Shield)	53	
		302	3¢	Jackson	63	
		303	4¢	Grant	66	
		304	5¢	Lincoln	68	
305		6¢	Garfield	72		
306		8¢	Martha Washington	73		
307		10¢	Webster	75		
310		50¢	Jefferson	80		
312		\$2.00	Madison	82		
313		\$5.00	Marshall	83		
323		1¢	Livingston	89		
324		2¢	Jefferson	90		
325		3¢	Monroe	92		
326		5¢	McKinley	93		
327		10¢	Map of U. S.	93		
329		2¢	Founding of Jamestown	99		
330		5¢	Pocahontas	102		
331	1¢	Franklin	122			
332	2¢	Washington	182			
367	2¢	Lincoln	312			
370	2¢	Seward	316			
372	2¢	Clermont and Half Moon	321			

Name	Cat. No.	Denom.		Page	
Rose, George A.	301	2¢	Washington	48	
	319	2¢	Washington (Shield)	53	
	302	3¢	Jackson	63	
	303	4¢	Grant	65	
	304	5¢	Lincoln	68	
	305	6¢	Garfield	72	
	306	8¢	Martha Washington	73	
	307	10¢	Webster	75	
	310	50¢	Jefferson	80	
	312	\$2.00	Madison	82	
	313	\$5.00	Marshall	3-83	
	323	1¢	Livingston	89	
	324	2¢	Jefferson	90	
	325	3¢	Monroe	92	
	326	5¢	McKinley	93	
	327	10¢	Map of U. S.	93	
	328	1¢	Capt. John Smith	98	
	329	2¢	Founding of Jamestown	99	
	330	5¢	Pocahontas	102	
	Schofield, L. S.	399	5¢	Golden Gate	337
		548	1¢	Mayflower	347
		549	2¢	Landing of Pilgrims	347
		550	5¢	Signing of the Compact	347
		294	1¢	Fast Lake Navigation	5
	Smillie, G. F. C.	300	1¢	Franklin	38
		301	2¢	Washington	48
		303	4¢	Grant	65
319		2¢	Washington (Shield)	53	
302		3¢	Jackson	63	
303		4¢	Grant	65	
305		6¢	Garfield	72	
306		8¢	Martha Washington	73	
310		50¢	Jefferson	80	
312		\$2.00	Madison	82	
313		\$5.00	Marshall	83	
324		2¢	Jefferson	90	
325		3¢	Monroe	91	
326		5¢	McKinley	93	
330		5¢	Pocahontas	102	
548		1¢	Mayflower	347	
549		2¢	Landing of Pilgrims	347	
550		5¢	Signing of the Compact	347	
Weeks, E. M.		302	3¢	Jackson	63
	548	1¢	Mayflower	347	
	549	2¢	Landing of Pilgrims	347	
	550	5¢	Signing of the Compact	347	

DESIGNERS

Baldwin, Marcus W.	2¢ Hudson Fulton #372	321 to 328
	#319 Washington "Shield"	53
Houston, C. A.	\$5.00 #313, 1902 series	83
	Louisiana Purchase issue	88 to 93
	Jamestown issue	95 to 102
	1908-21 series	122
	Lincoln Memorial issue	312 to 315
	Alaska-Yukon issue	316 to 319
	Pan.-Pacific Series	332 to 340
"Victory" stamp	342	
Smith, C. Ostrander	Pilgrim issue	347 to 350
	Pan-American series	5 to 20
	1902 issue	37 to 82

INDEX BY DENOMINATIONS

Catalogue No.	Value	Date of Issue	Color	Subject	Print	Wmk. Perf.	Page
294	1¢	May 1, 1901	Green & Black	Fast Lake Navigation	Flat Plate	D.L. 12	5
295	2¢	May 1, 1901	Red & Black	Fast Express	Flat Plate	D.L. 12	8
296	4¢	May 1, 1901	Brown & Black	Automobile	Flat Plate	D.L. 12	14
297	5¢	May 1, 1901	Blue & Black	Bridge at Niagara Falls	Flat Plate	D.L. 12	17
298	8¢	May 1, 1901	Lilac & Black	Canal Locks			
299	10¢	May 1, 1901	Light Brown & Black	Sault Ste. Marie	Flat Plate	D.L. 12	19
300		Feb. 3, 1903	Green	Fast Ocean Navigation	Flat Plate	D.L. 12	20
300-b		Mch. 6, 1907	Green	Franklin	Flat Plate	D.L. 12	37
314	1¢	Oct. 2, 1906	Green	Franklin	Flat Plate	D.L. 12	43
316		Feb. 18, 1908	Green	Franklin	Flat Plate	D.L. Imp.	44
318		July 31, 1908	Green	Franklin	Flat Plate	D.L. 12 H	46
301	2c	Jan. 17, 1903	Carmine	Franklin	Flat Plate	D.L. 12 V	47
301-c		Jan. 24, 1903	Carmine	Washington	Flat Plate	D.L. 12	48
319		Nov. 12, 1903	Carmine	Washington	Flat Plate	D.L. 12	53
319-f		Dec. 3, 1903	Carmine	Washington	Flat Plate	D.L. 12	59
320		Oct. 2, 1906	Carmine	Washington	Flat Plate	D.L. Imp.	61
321		Shield, Imperf.	Carmine	Washington	Flat Plate	D.L. 12 H	62
322		Shield, End. Coil	Carmine	Washington	Flat Plate	D.L. 12 V	62
302	3¢	Feb. 11, 1903	Purple	Washington	Flat Plate	D.L. 12	63
303	4¢	Feb. 3, 1903	Brown	Jackson	Flat Plate	D.L. 12	65
314-a		May 15, 1908	Brown	Grant	Flat Plate	D.L. Imp.	66
304	5¢	Jan. 20, 1903	Blue	Grant	Flat Plate	D.L. 12	68
315		May 30, 1908	Blue	Lincoln	Flat Plate	D.L. Imp.	79
317		Feb. 24, 1908	Blue	Lincoln	Flat Plate	D.L. 12 H	71
305	6¢	Feb. 20, 1903	Brown Red	Garfield	Flat Plate	D.L. 12	72
306	8¢	Dec. 6, 1902	Lavender	Martha Washington	Flat Plate	D.L. 12	73
307	10¢	Feb. 5, 1903	Pale Red Brown	Webster	Flat Plate	D.L. 12	75
308	13¢	Nov. 18, 1902	Brownish Purple	Harrison	Flat Plate	D.L. 12	77
309	15¢	May 27, 1903	Olive Green	Clay	Flat Plate	D.L. 12	78
310	50¢	Mch. 23, 1903	Orange	Jefferson	Flat Plate	D.L. 12	79
311	\$1.00	June 5, 1903	Black	Farragut	Flat Plate	D.L. 12	80
312	\$2.00	June 5, 1903	Blue	Madison	Flat Plate	D.L. 12	81
313	\$5.00	June 5, 1903	Green	Marshall	Flat Plate	D.L. 12	82
323	1¢	Louisiana Purch. April 30, 1904	Green	Livingston	Flat Plate	D.L. 12	88
324	2¢	Louisiana Purch. April 30, 1904	Carmine	Jefferson	Flat Plate	D.L. 12	90
325	3¢	Louisiana Purch. April 30, 1904	Violet	Monroe	Flat Plate	D.L. 12	91
326	5¢	Louisiana Purch. April 30, 1904	Blue	McKinley	Flat Plate	D.L. 12	92
327	10¢	Louisiana Purch. April 30, 1904	Brown	Map of U. S.	Flat Plate	D.L. 12	93

Value	Catalogue No.	Date of Issue	Color	Subject	Print	Wmk. Perf.	Page
1¢	328	April 25, 1907	Green	Captain John Smith	Flat Plate	D.L. 12	97
2¢	329	April 25, 1907	Carmine	Founding of Jamestown	Flat Plate	D.L. 12	99
5¢	330	May 3, 1907	Blue	Pochontas	Flat Plate	D.L. 12	101
1¢	331	Dec. 2, 1908	Green	Franklin	Flat Plate	D.L. 12	122
	331-a	Nov. 18, 1908	Green	Franklin	Flat Plate	D.L. 12	125
	343	Dec. 23, 1908	Green	Franklin	Flat Plate	D.L. Imp.	126
	348	Dec. 29, 1908	Green	Franklin	Flat Plate	D.L. 12 H	128
	352	Jan. 2, 1909	Green	Franklin	Flat Plate	D.L. 12 V	128
	357	Feb. 16, 1909	Green	Franklin	Flat Plate	D.L. 12	129
	374	Nov. 23, 1910	Green	Franklin	Flat Plate	S.L. 12	129
	374-a	Oct. 7, 1910	Green	Franklin	Flat Plate	S.L. 12	131
	383	Jan. 3, 1911	Green	Franklin	Flat Plate	S.L. Imp.	132
	385	Nov. 1, 1910	Green	Franklin	Flat Plate	S.L. 12 H	135
	387	Nov. 1, 1910	Green	Franklin	Flat Plate	S.L. 12 V	135
	390	Dec. 12, 1910	Green	Franklin	Flat Plate	S.L. 8½ H	136
	392	Dec. 12, 1910	Green	Franklin	Flat Plate	S.L. 8½ H	136
	405	Feb. 12, 1912	Green	Washington	Flat Plate	S.L. 12	138
	405b	Feb. 8, 1912	Green	Washington	Flat Plate	S.L. 12	143
	408	Mch. 19, 1912	Green	Washington	Flat Plate	S.L. Imp.	144
	410	Mch. 18, 1912	Green	Washington	Flat Plate	S.L. 8½ H	145
	412	May 18, 1912	Green	Washington	Flat Plate	S.L. 8½ V	146
	424	Sept. 5, 1914	Green	Washington	Flat Plate	S.L. 10	147
	424d	Feb., 1914	Green	Washington	Flat Plate	S.L. 10	149
	441	Nov. 14, 1914	Green	Washington	Flat Plate	S.L. 10 H	150
	443	May 29, 1914	Green	Washington	Flat Plate	S.L. 10 V	150
	448	Dec. 15, 1915	Green	Washington	Rotary Press	S.L. 10 H	151
	452	Nov. 11, 1914	Green	Washington	Rotary Press	S.L. 10 V	152
	462	Sept. 27, 1916	Green	Washington	Flat Plate	None 10	152
	462-a	Oct. 15, 1916	Green	Washington	Flat Plate	None 10	153
	481	Dec. 8, 1916	Green	Washington	Flat Plate	None Imp.	154
	490	Nov. 17, 1916	Green	Washington	Rotary Press	None 10 V	156
	486	Jan. 10, 1918	Green	Washington	Rotary Press	None 10 H	158
	498	Mch. 23, 1917	Green	Washington	Rotary Press	None 11	160
	498-e	April 6, 1917	Green	Washington	Rotary Press	None 11	168
	498-f	Sept. 10, 1917	Green	Washington	Rotary Press	None 11	170
	525	Dec. 24, 1918	Green	Washington	Rotary Press	None ; 11	172
	531	Jan. 21, 1919	Green	Washington	Rotary Press	None Imp.	174
	536	Aug. 15, 1919	Green	Washington	Rotary Press	None 12½	174
	538	June 14, 1919	Green	Washington	Rotary Press	None 11x10	175
	543	May 26, 1920	Green	Washington	Rotary Press	None 10x11	176
	544	May, 1921	Green	Washington	Rotary Press	None 10	178

Catalogue No.	Value	Description	Date of Issue	Color	Subject	Print	Wmk. Perf.	Page
545		Coil Waste	May 1, 1921	Green	Washington	Rotary Press	None	179
332	2¢	Value WORDS	Nov. 16, 1908	Carmine	Washington	Flat Plate	D.L.	182
332			Nov. 16, 1908	Carmine	Washington	Flat Plate	D.L.	186
332a			Nov. 16, 1908	Carmine	Washington	Flat Plate	D.L.	187
344			Dec. 10, 1908	Carmine	Washington	Flat Plate	Imp.	188
349		Endwise Coil	Jan. 2, 1909	Carmine	Washington	Flat Plate	D.L.	188
353		Sidewise Coil	Jan. 12, 1909	Carmine	Washington	Flat Plate	D.L.	188
358		Bluish Paper	Feb. 16, 1909	Carmine	Washington	Flat Plate	D.L.	189
375			Nov. 23, 1910	Carmine	Washington	Flat Plate	S.L.	189
375-a		Booklet	Nov. 30, 1910	Carmine	Washington	Flat Plate	S.L.	192
384			Jan. 3, 1911	Carmine	Washington	Flat Plate	Imp.	192
386		Endwise Coil	Nov. 1, 1910	Carmine	Washington	Flat Plate	S.L.	193
388		Sidewise Coil	Nov. 1, 1910	Carmine	Washington	Flat Plate	S.L.	193
391		Endwise Coil	Dec. 23, 1910	Carmine	Washington	Flat Plate	S.L.	194
393		Sidewise Coil	Dec. 16, 1910	Carmine	Washington	Flat Plate	S.L.	194
406		NUMERALS	Feb. 12, 1912	Carmine	Washington	Flat Plate	S.L.	195
406-a		Booklet	Feb. 12, 1912	Carmine	Washington	Flat Plate	S.L.	197
409			Feb. 23, 1912	Carmine	Washington	Flat Plate	Imp.	197
411		Endwise Coil	Mch. 18, 1912	Carmine	Washington	Flat Plate	S.L.	199
413		Sidewise Coil	Feb. 23, 1912	Carmine	Washington	Flat Plate	S.L.	200
425-e		Booklet	Mch. 21, 1914	Carmine	Washington	Flat Plate	S.L.	200
444		Sidewise Coil	Jan., 1914	Carmine	Washington	Flat Plate	S.L.	201
459		Sidewise Coil	April 25, 1914	Carmine	Washington	Rotary Press	Imp.	201
453		Sidewise Coil	June 30, 1914	Carmine	Washington	Rotary Press	S.L.	202
442		Endwise Coil	July 3, 1914	Carmine	Washington	Flat Plate	S.L.	204
425			July 22, 1914	Carmine	Washington	Flat Plate	S.L.	205
449		Endwise Coil	Sept. 5, 1914	Carmine	Washington	Rotary Press	S.L.	206
461			Dec. 5, 1915	Carmine	Washington	Flat Plate	S.L.	207
463		Booklet	June 17, 1915	Carmine	Washington	Flat Plate	No	207
463-a			Sept. 20, 1916	Carmine	Washington	Flat Plate	No	208
482			Oct. 8, 1916	Carmine	Washington	Flat Plate	No	209
487		Endwise Coil	Dec. 8, 1916	Carmine	Washington	Flat Plate	Imp.	209
491		Sidewise Coil	Nov. 15, 1916	Carmine	Washington	Rotary Press	No	209
499			Nov. 17, 1916	Carmine	Washington	Rotary Press	No	210
499-e		Booklet	Mch. 23, 1917	Carmine	Washington	Flat Plate	No	211
499-f		A. E. F. Booklet	Mar. 31, 1917	Carmine	Washington	Flat Plate	No	214
519			Sept. 10, 1917	Carmine	Washington	Flat Plate	No	215
526		Offset	Oct. 9, 1917	Carmine	Washington	Flat Plate	D.L.	194-216
532		Offset	Mch. 15, 1920	Carmine	Washington	Flat Plate	No	216
539		Coil Waste	April 25, 1920	Carmine	Washington	Flat Plate	Imp.	226
546		Coil Waste	June 14, 1919	Carmine	Washington	Rotary Press	No	227
			May 21, 1921	Carmine	Washington	Rotary Press	No	228

Value	Catalogue No.	Date of Issue	Color	Subject	Print	Wmk.	Perf.	Page	
3¢	333	Dec. 24, 1908	Violet	Washington	Flat Plate	D.L.	12	230	
	345	Mch. 3, 1909	Violet	Washington	Flat Plate	D.L.	Imp.	231	
	359	June, 1909	Violet	Washington	Flat Plate	D.L.	12	231	
	376	Jan. 16, 1911	Violet	Washington	Flat Plate	S.L.	12	232	
	389	Jan. 24, 1911	Violet	Washington	Flat Plate	S.L.	12 V	232	
	394	Feb., 1912	Violet	Washington	Flat Plate	S.L.	8½ V	233	
	426	Sept. 18, 1914	Violet	Washington	Flat Plate	S.L.	10	234	
	445	Sept. 18, 1914	Violet	Washington	Flat Plate	S.L.	10 V	234	
	456	Feb. 2, 1916	Violet	Washington	Flat Plate	S.L.	10 V	235	
	464	Nov. 11, 1916	Violet	Washington	Flat Plate	No	10	235	
	483	Oct. 13, 1917	Violet	Washington	Flat Plate	No	Imp.	236	
	493	July 23, 1917	Violet	Washington	Rotary Press	No	10 V	238	
	489	Oct. 10, 1917	Violet	Washington	Rotary Press	No	10 H	239	
	501	Mch. 23, 1917	Violet	Washington	Flat Press	No	11	239	
	501-g-h	Oct. 17, 1917	Violet	Washington	Flat Press	No	11	240	
	529	Mch. 23, 1918	Violet	Washington	Flat Press	No	11	241	
	535	Oct. 5, 1918	Violet	Washington	Flat Press	No	Imp.	245	
	541	June 14, 1914	Violet	Washington	Rotary Press	No	11x10	245	
	4¢	334	Dec. 24, 1908	Brown	Washington	Flat Press	D.L.	12	246
		346	Feb. 25, 1909	Brown	Washington	Flat Press	D.L.	Imp.	247
350		Aug. 15, 1910	Brown	Washington	Flat Press	D.L.	12 H	248	
354		Feb. 23, 1909	Brown	Washington	Flat Press	D.L.	12 V	248	
360		June, 1909	Brown	Washington	Flat Press	D.L.	12	248	
377		Jan. 20, 1911	Brown	Washington	Flat Press	S.L.	12	249	
395		April 15, 1912	Brown	Washington	Flat Press	S.L.	8½ V	249	
427		Sept. 7, 1914	Brown	Washington	Flat Press	S.L.	10	249	
446		Oct. 2, 1914	Brown	Washington	Flat Press	S.L.	10 V	250	
457		Feb. 18, 1916	Brown	Washington	Flat Press	S.L.	10 V	250	
465		Oct. 7, 1917	Brown	Washington	Flat Press	S.L.	10	251	
495		Oct. 19, 1917	Brown	Washington	Rotary Press	No	10 V	251	
503		Mch. 23, 1917	Brown	Washington	Rotary Press	No	11	251	
335		Dec. 19, 1908	Blue	Washington	Flat Plate	D.L.	12	252	
347		Feb. 25, 1909	Blue	Washington	Flat Plate	D.L.	Imp.	253	
351		Jan. 2, 1909	Blue	Washington	Flat Plate	D.L.	12 H	254	
355		Feb. 23, 1909	Blue	Washington	Flat Plate	D.L.	12 V	254	
361		June, 1909	Blue	Washington	Flat Plate	D.L.	12	254	
378		Jan. 25, 1911	Blue	Washington	Flat Plate	S.L.	12	255	
396		Mch., 1913	Blue	Washington	Flat Plate	S.L.	8½ V	256	
428	Sept. 14, 1914	Blue	Washington	Flat Plate	S.L.	10	256		
447	July 30, 1914	Blue	Washington	Flat Plate	S.L.	10 V	257		
5¢	334	Dec. 24, 1908	Brown	Washington	Flat Press	D.L.	12	246	
	346	Feb. 25, 1909	Brown	Washington	Flat Press	D.L.	Imp.	247	
	350	Aug. 15, 1910	Brown	Washington	Flat Press	D.L.	12 H	248	
	354	Feb. 23, 1909	Brown	Washington	Flat Press	D.L.	12 V	248	
	360	June, 1909	Brown	Washington	Flat Press	D.L.	12	248	
	377	Jan. 20, 1911	Brown	Washington	Flat Press	S.L.	12	249	
	395	April 15, 1912	Brown	Washington	Flat Press	S.L.	8½ V	249	
	427	Sept. 7, 1914	Brown	Washington	Flat Press	S.L.	10	249	
	446	Oct. 2, 1914	Brown	Washington	Flat Press	S.L.	10 V	250	
	457	Feb. 18, 1916	Brown	Washington	Flat Press	S.L.	10 V	250	

Value	Catalogue No.	Description	Date of Issue	Color	Subject	Print	Wmk. Perf.	Page
	458	Sidewise Coil	Mch. 9, 1916	Blue	Washington	Rotary Press	S.L. 10 V	257
	466		Oct. 17, 1916	Blue	Washington	Flat Plate	No 10	258
	467	Error	Mch. 6, 1917	Red	Washington	Flat Plate	No 10	258
	485	Error	Mch., 1917	Red	Washington	Flat Plate	No Imp.	269
	505	Error	Mch. 23, 1917	Red	Washington	Flat Plate	No 11	261
	504		Mch. 23, 1917	Blue	Washington	Flat Plate	No 11	261
	496	Sidewise Coil	Jan. 15, 1919	Blue	Washington	Rotary Press	No 10 V	262
6¢	336		Dec. 31, 1908	Orange	Washington	Flat Plate	D.L. 12	263
	362	Bluish Paper	June, 1909	Orange	Washington	Flat Plate	D.L. 12	264
	379		Jan. 25, 1911	Orange	Washington	Flat Plate	S.L. 12	264
	429		Sept. 28, 1914	Orange	Washington	Flat Plate	S.L. 10	264
	468		Oct. 10, 1916	Orange	Washington	Flat Plate	No 10	265
7¢	506		Mch. 23, 1917	Orange	Washington	Flat Plate	No 11	265
	407		April 29, 1914	Grayish Black	Washington	Flat Plate	S.L. 12	267
	430		Sept. 10, 1914	Grayish Black	Washington	Flat Plate	S.L. 10	267
	469		Oct. 10, 1916	Grayish Black	Washington	Flat Plate	S.L. 10	267
	507		Mch. 24, 1917	Grayish Black	Washington	Flat Plate	No 10	267
8¢	337		Dec. 12, 1908	Olive Green	Washington	Flat Plate	No 11	268
	363	Bluish Paper	June, 1909	Olive Green	Washington	Flat Plate	D.L. 12	269
	380		Feb. 8, 1911	Olive Green	Washington	Flat Plate	D.L. 12	270
	414		Feb. 12, 1912	Olive Green	Washington	Flat Plate	S.L. 12	270
	431		Sept. 26, 1914	Olive Green	Washington	Flat Plate	S.L. 12	270
	470		Nov. 13, 1915	Olive Green	Franklin	Flat Plate	S.L. 10	271
	508		Mch. 24, 1917	Olive Green	Franklin	Flat Plate	No 10	272
9¢	415		April 29, 1914	Salmon Red	Franklin	Flat Plate	No 11	272
	432		Oct. 6, 1914	Salmon Red	Franklin	Flat Plate	S.L. 12	273
	471		Nov. 16, 1916	Salmon Red	Franklin	Flat Plate	S.L. 10	273
	509		May 12, 1917	Salmon Red	Franklin	Flat Plate	No 10	274
10¢	338		Jan. 7, 1909	Yellow	Franklin	Flat Plate	No 11	274
	356	Sidewise Coil	Jan. 7, 1909	Yellow	Franklin	Flat Plate	D.L. 12	275
	364	Bluish Paper	June, 1909	Yellow	Washington	Flat Plate	D.L. 12 V	276
	381		Jan. 24, 1911	Yellow	Washington	Flat Plate	D.L. 12	276
	416		Jan. 11, 1912	Yellow	Washington	Flat Plate	S.L. 12	277
	433		Sept. 9, 1914	Yellow	Washington	Flat Plate	S.L. 12	277
	472		Oct. 17, 1916	Yellow	Washington	Flat Plate	S.L. 10	278
	510		Mch. 24, 1917	Yellow	Franklin	Flat Plate	No 10	278
	497		Jan. 28, 1922	Yellow	Franklin	Flat Plate	No 11	278
11¢	434	Sidewise Coil	Aug. 9, 1915	Green	Franklin	Rotary Press	No 10 V	279
	473		Nov. 16, 1916	Green	Franklin	Flat Plate	S.L. 10	280
	511		May 19, 1917	Green	Franklin	Flat Plate	No 10	280
					Franklin	Flat Plate	No 11	280

Catalogue No.	Value	Date of Issue	Color	Subject	Print	Wmk. Perf.	Page
417	12¢	April 29, 1914	Claret Brown	Franklin	Flat Plate	S.L. 12	282
435		Sept. 10, 1914	Claret Brown	Franklin	Flat Plate	S.L. 10	283
474		Oct. 10, 1916	Claret Brown	Franklin	Flat Plate	No 10	283
512		May 12, 1917	Claret Brown	Franklin	Flat Plate	No 11	284
339	13¢	Jan. 11, 1909	Blue Green	Franklin	Flat Plate	D.L. 12	284
365		June, 1909	Blue Green	Washington	Flat Plate	D.L. 12	286
513		Jan. 10, 1919	Blue Green	Washington	Flat Plate	No 12	286
340	15¢	Jan. 19, 1909	Ultramarine	Franklin	Flat Plate	D.L. 12	287
366		June, 1909	Ultramarine	Washington	Flat Plate	D.L. 12	288
382		Mch. 1, 1911	Ultramarine	Washington	Flat Plate	D.L. 12	288
418		Feb. 12, 1912	Grey	Washington	Flat Plate	S.L. 12	288
437		Sept. 16, 1914	Grey	Washington	Flat Plate	S.L. 12	289
475		Nov. 16, 1916	Grey	Franklin	Flat Plate	S.L. 10	289
514		May 21, 1917	Grey	Franklin	Flat Plate	No 10	289
419	20¢	April 29, 1914	Ultramarine	Franklin	Flat Plate	No 11	290
438		Sept. 19, 1914	Ultramarine	Franklin	Flat Plate	S.L. 12	291
476		Dec. 5, 1916	Ultramarine	Franklin	Flat Plate	S.L. 10	291
515		May 12, 1917	Ultramarine	Franklin	Flat Plate	No 11	292
420	30¢	April 29, 1914	Orange Red	Franklin	Flat Plate	No 11	293
439		Sept. 19, 1914	Orange Red	Franklin	Flat Plate	S.L. 10	294
516		May 12, 1917	Orange Red	Franklin	Flat Plate	No 11	295
341	50¢	Jan. 13, 1909	Violet	Franklin	Flat Plate	D.L. 12	296
422		Feb. 12, 1912	Violet	Washington	Flat Plate	D.L. 12	297
421		April 29, 1914	Violet	Franklin	Flat Plate	S.L. 12	297
440		Dec. 10, 1915	Violet	Franklin	Flat Plate	S.L. 10	298
477		Mch. 2, 1917	Violet	Franklin	Flat Plate	No 10	298
517		Mch. 19, 1917	Violet	Franklin	Flat Plate	No 11	299
342	\$1.00	Jan. 29, 1909	Violet Brown	Washington	Flat Plate	D.L. 12	300
423		Feb. 12, 1912	Violet Brown	Franklin	Flat Plate	D.L. 12	300
460		Feb. 8, 1915	Violet Brown	Franklin	Flat Plate	D.L. 12	301
478		Dec. 22, 1916	Violet Brown	Franklin	Flat Plate	No 10	302
518		May 19, 1917	Violet Brown	Franklin	Flat Plate	No 11	302
479	\$2.00	Mch. 22, 1917	Dark Blue	Madison	Flat Plate	No 10	303
480	\$5.00	Mch. 22, 1917	Green	Marshall	Flat Plate	No 10	303
523	\$2.00	Aug. 19, 1918	Orange Red & Black	Franklin	Flat Plate	No 10	305
547		Nov. 1, 1920	Carmine & Black	Franklin	Flat Plate	No 11	305
524	\$5.00	Aug. 19, 1918	Green & Black	Franklin	Flat Plate	No 11	307
367	2¢	Lincoln Memorial Feb. 12, 1909	Carmine	Franklin	Flat Plate	No 11	312
368		Lincoln Memorial Feb. 12, 1909	Carmine	Lincoln	Flat Plate	D.L. 12	313
369		Bluish Paper Feb., 1909	Carmine	Lincoln	Flat Plate	D.L. 12	314
370	2¢	Alaska-Yukon May 26, 1909	Carmine	Seward	Flat Plate	D.L. 12	317

Value	Catalogue No.	Date of Issue	Color	Subject	Print	Wmk.	Perf.	Page
		June 18, 1909	Carmine	Seward	Flat Plate	D.L.	Imp.	319
2¢	371	Sept. 25, 1909	Carmine	Clermont and Half Moon	Flat Plate	D.L.	12	324
	372	Sept. 25, 1909	Carmine	Clermont and Half Moon	Flat Plate	D.L.	Imp.	328
1¢	373	Dec. 26, 1912	Green	Balboa	Flat Plate	S.L.	12	332
	401	Feb. 14, 1915	Green	Balboa	Flat Plate	S.L.	10	333
2¢	398	Jan. 18, 1915	Carmine	Panama Canal	Flat Plate	S.L.	12	333
	402	Feb. 2, 1915	Carmine	Panama Canal	Flat Plate	S.L.	10	336
5¢	399	Dec. 13, 1912	Blue	Golden Gate	Flat Plate	S.L.	12	337
	403	Feb. 6, 1915	Blue	Golden Gate	Flat Plate	S.L.	10	337
10¢	400	Dec. 26, 1912	Yellow	Discovery San Fran. Bay	Flat Plate	S.L.	12	338
	404	July 17, 1915	Yellow	Discovery San Fran. Bay	Flat Plate	S.L.	10	340
3¢	537	Mch. 3, 1919	Violet	Goddess Victory & Flags	Flat Plate	No	11	342
1¢	548	Dec. 21, 1920	Green	Mayflower	Flat Plate	No	11	347
2¢	549	Dec. 21, 1920	Red	Landing of Pilgrims	Flat Plate	No	11	349
5¢	550	Dec. 21, 1920	Blue	Signing of the Compact	Flat Plate	No	11	350




THE UNITED STATES
POSTAGE STAMPS OF THE
TWENTIETH CENTURY
1901-1922



*This Revised Edition
is Gratefully Dedicated to*

ARTHUR E. OWEN.



THE BUREAU OF ENGRAVING AND PRINTING
WASHINGTON, D. C.

